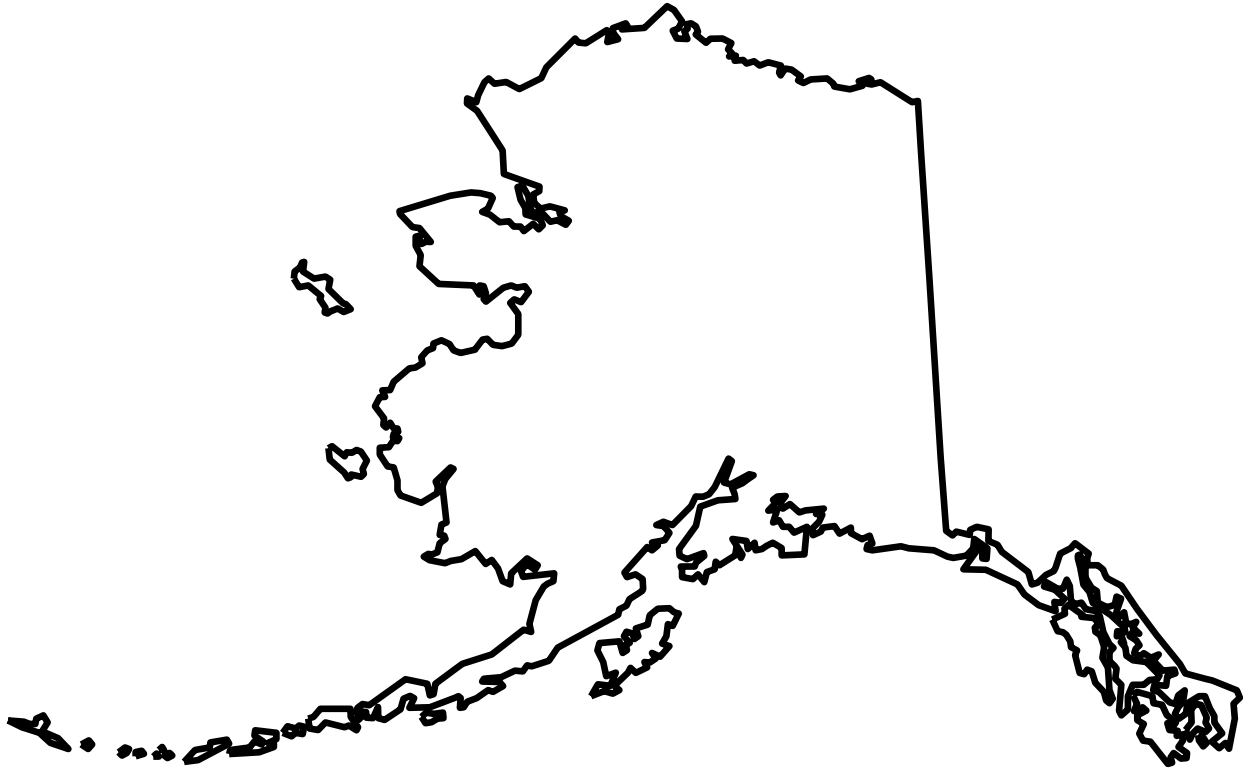


# **CRIME IN ALASKA 2012**



## **UNIFORM CRIME REPORTING**



**Department of Public Safety**

# **CRIME IN ALASKA**

## **2012**

### **UNIFORM CRIME REPORTING PROGRAM**

#### **DEPARTMENT OF PUBLIC SAFETY**

Prepared By: Rebecca Roenfanz  
Statewide Services Division  
Criminal Records & Identification Bureau  
Kathy Monfreda, Bureau Chief

**GENERAL INFORMATION**

Uniform Crime Reporting Program ..... 7

Alaska Map ..... 8

Contributing Agencies ..... 9

Non Contributing Agencies ..... 11

Previous Contributing Agencies ..... 12

Reporting Agency Population ..... 13

Law Enforcement Employee Count ..... 14

Officers Killed in the Line of Duty ..... 15

Reported Crime Frequency ..... 18

**UCR CRIME INDEX**

Definition ..... 19

Summary ..... 19

Crime Index and Rate Variance 2011 - 2012 ..... 20

Crime Index Offense Summary 2008 - 2012 ..... 21

Crime Rate Summary 2008 - 2012 ..... 22

Crime Index Offense Distribution ..... 23

    Violent Crime vs. Property Crime ..... 23

    Crime by Offense Category ..... 23

Violent Crime by Offense Category ..... 24

Property Crime by Offense Category ..... 24

**CRIME INDEX OFFENSES**

**Murder** ..... **26**

    Definition ..... 26

    Summary ..... 26

    Index and Rate Variance 2008 - 2012 ..... 26

    Variance 2008 - 2012 ..... 27

    Summary by Calendar Month ..... 27

    Summary by Weapon Type ..... 28

    Relationship of Victim to Offender ..... 29

    Offender Distribution by Age, Sex, and Race ..... 30

    Victim Distribution by Age, Sex, and Race ..... 31

**Rape ..... 33**

- Definition ..... 33
- Summary ..... 33
- Index and Rate Variance 2008 - 2012 ..... 33
- Variance 2008 - 2012 ..... 34
- Summary by Calendar Month ..... 34
- Forcible Rape vs. Attempted Rape ..... 35
- Arrest Distribution by Age, Sex, and Race ..... 36

**Robbery ..... 38**

- Definition ..... 38
- Summary ..... 38
- Index and Rate Variance 2008 - 2012 ..... 38
- Variance 2008 - 2012 ..... 39
- Summary by Calendar Month ..... 39
- Summary by Weapon Type ..... 40
- Summary by Place of Occurrence ..... 41
- Arrest Distribution by Age, Sex, and Race ..... 42

**Aggravated Assault ..... 44**

- Definition ..... 44
- Summary ..... 44
- Index and Rate Variance 2008 - 2012 ..... 44
- Variance 2008 - 2012 ..... 45
- Summary by Calendar Month ..... 45
- Summary by Weapon Type ..... 46
- Arrest Distribution by Age, Sex, and Race ..... 47

**Burglary ..... 49**

    Definition ..... 49

    Summary ..... 49

    Index and Rate Variance 2008 - 2012 ..... 49

    Variance 2008 - 2012 ..... 50

    Summary by Calendar Month ..... 50

    Summary by Type of Entry ..... 51

    Summary by Place and Time of Occurrence ..... 52

    Arrest Distribution by Age, Sex, and Race ..... 53

**Larceny-Theft ..... 55**

    Definition ..... 55

    Summary ..... 55

    Index and Rate Variance 2008 - 2012 ..... 55

    Variance 2008 - 2012 ..... 56

    Summary by Calendar Month ..... 56

    Summary by Larceny-Theft Type ..... 57

    Arrest Distribution by Age, Sex, and Race ..... 58

**Motor Vehicle Theft ..... 59**

    Definition ..... 59

    Summary ..... 59

    Index and Rate Variance 2008 - 2012 ..... 59

    Variance 2008 - 2012 ..... 60

    Summary by Calendar Month ..... 60

    Arrest Distribution by Age, Sex, and Race ..... 61

**TABLES FOR CONTRIBUTING AGENCIES**

**Statewide Totals ..... 63**

- Offenses Known to Law Enforcement ..... 63
- Property Stolen by Classification ..... 64
- Property Stolen by Type ..... 65
- Age, Sex, and Race of Persons Arrested 18 Years of Age and Over ..... 66
- Age, Sex, and Race of Persons Arrested Under 18 Years of Age ..... 69
- Arson Offenses Known to Law Enforcement ..... 72
- Law Enforcement Officers Killed or Assaulted ..... 73

- Alaska State Troopers ..... 74
- Anchorage Airport Police ..... 85
- Anchorage Police Department ..... 96
- Bethel Police Department ..... 107
- Bristol Bay Police Department ..... 118
- Cordova Police Department ..... 129
- Craig Police Department ..... 140
- Dillingham Police Department ..... 151
- Fairbanks Airport Police ..... 162
- Fairbanks Police Department ..... 173
- Haines Police Department ..... 184
- Homer Police Department ..... 195
- Juneau Police Department..... 206
- Kenai Police Department ..... 217
- Ketchikan Police Department ..... 228
- Kodiak Police Department ..... 239
- Kotzebue Police Department ..... 250
- Nome Police Department ..... 261
- North Pole Police Department ..... 272
- North Slope Borough Police Department ..... 283
- Palmer Police Department ..... 294
- Petersburg Police Department ..... 305
- St. Paul Island Police Department ..... 316
- Seward Police Department ..... 327

Sitka Police Department ..... 338  
Skagway Police Department ..... 349  
Soldotna Police Department ..... 360  
Unalaska Police Department ..... 371  
University of Alaska - Anchorage..... 382  
University of Alaska - Fairbanks ..... 393  
Valdez Police Department ..... 404  
Wasilla Police Department ..... 415  
Wrangell Police Department ..... 426

**APPENDIX**

Offenses in Uniform Crime Reporting ..... 437

THIS PAGE INTENTIONALLY LEFT BLANK



## UNIFORM CRIME REPORTING PROGRAM

In 1930 the FBI assumed administrative responsibility for the Uniform Crime Reporting (UCR) Program. The UCR Program is a nationwide cooperative effort by city, state, and county law enforcement agencies to report data on crimes reported to them. The International Association of Chiefs of Police (IACP) developed this methodology for crime reporting in response to the need for national crime statistics. The data provides the information necessary to gain a basic understanding of the nature and scope of the nation's crime problem.

Since June of 1982, the Department of Public Safety (DPS) has administered the UCR Program for the State of Alaska. The Criminal Records and Identification Bureau, located within the Division of Statewide Services, is responsible for collecting, tabulating, reporting, and publishing the UCR data provided by local criminal justice agencies participating in the program; however, the submitting agencies retain responsibility for the accuracy of their data. The submission of data regarding crimes committed within the agency's jurisdiction is required by Alaska Statute.

The Federal Bureau of Investigation (FBI) identified eight offense categories, selected because of their seriousness and frequency, as crime index offenses. These eight offenses are referred to as Part I offenses by the FBI. The UCR Program collects offense and arrest data on all Part I offenses that become known to law enforcement whether or not they involve arrests. Offenses which do not fit into the Part I offense classification are considered Part II offenses. The UCR Program only collects arrest data for Part II offenses.

Part I offenses contain both violent crimes (crimes against people) and property crimes. The FBI's crime index includes murder, forcible rape, and aggravated assault in the violent crime category and robbery, burglary, larceny-theft, motor vehicle theft, and arson in the property crime category. The state UCR Program categorizes robbery as a violent crime.

In 2012, 33 agencies reported crime data to DPS. 32 of those agencies provided 12 months of crime data to the department. The agencies who reported 12 months of crime data represented 99.4 percent of the state's population. Monthly crime statistics are forwarded to the FBI for inclusion in its annual report and are used to compile the annual *Crime in Alaska* publication. This document is a major resource for measuring the trend and distribution of crime in Alaska.

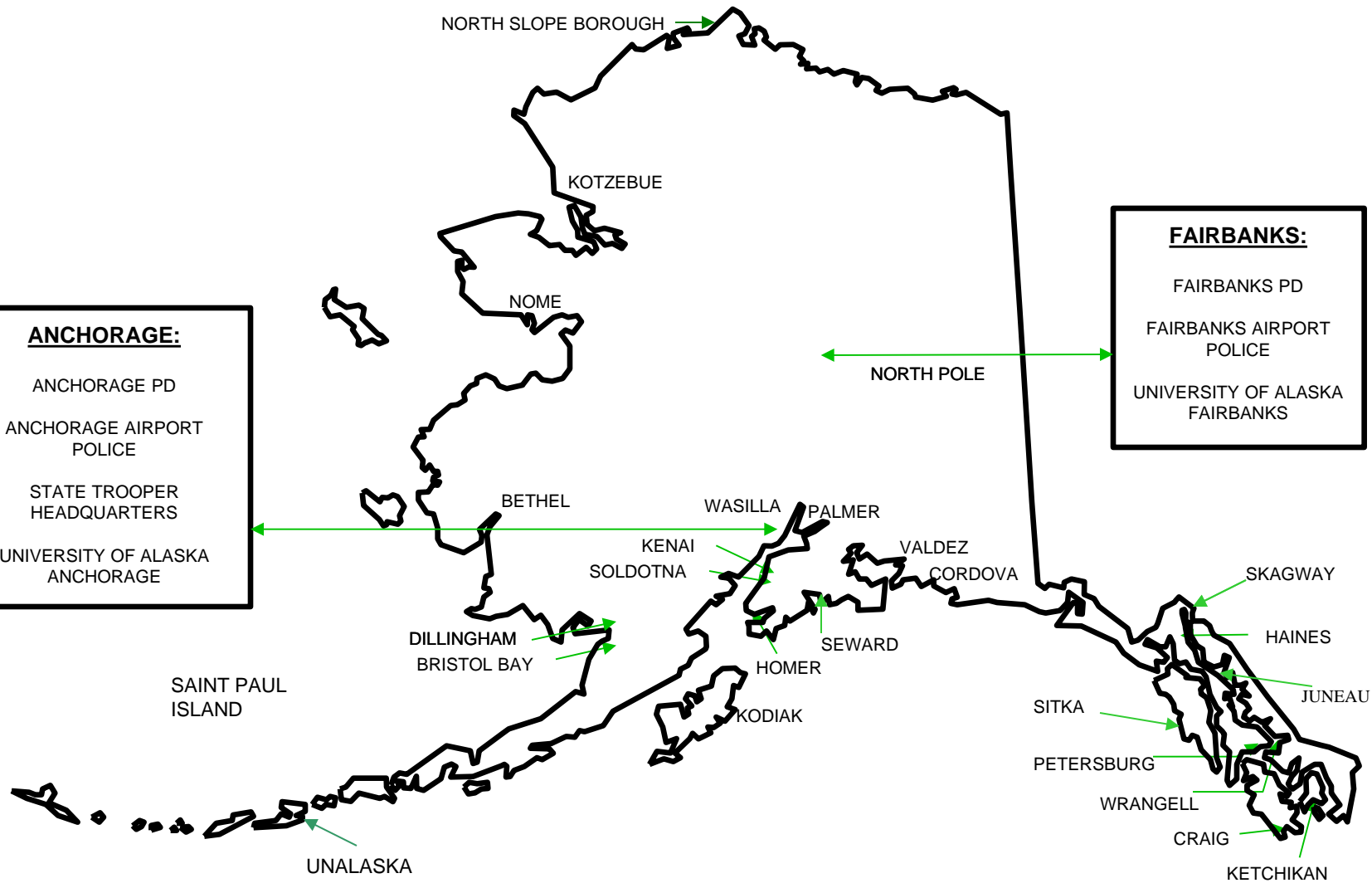
# ALASKA UCR 2012 REPORTING AGENCIES

**ANCHORAGE:**

- ANCHORAGE PD
- ANCHORAGE AIRPORT POLICE
- STATE TROOPER HEADQUARTERS
- UNIVERSITY OF ALASKA ANCHORAGE

**FAIRBANKS:**

- FAIRBANKS PD
- FAIRBANKS AIRPORT POLICE
- UNIVERSITY OF ALASKA FAIRBANKS



## 2011 CONTRIBUTING AGENCIES

<b>SUMMARY BASED DATA</b>	<b>PARTICIPATION</b>
Alaska State Troopers .....	1976 – 2012
Alcohol Beverage Control Board .....	2005 – 2012
(ABC Board is no longer part of the Department of Public Safety)	
Anchorage Airport Police .....	1989 – 2012
Anchorage Police Department.....	1976 – 2012
Bethel Police Department.....	1987 – 1995
	1999 – 2012
Bristol Bay Borough Police Department .....	1985 – 2012
Cordova Police Department.....	1978 – 1997
	1999 – 2012
Craig Police Department.....	1978 – 2012
Dillingham Police Department .....	1981 – 1987
	1994 – 2012
Fairbanks Airport Police.....	1998 – 2012
Fairbanks Police Department .....	1976 – 2012
Haines Police Department.....	1985 – 2012
Homer Police Department .....	1976 – 2012
Juneau Police Department .....	1976 – 1994
	2002 - 2012
Kenai Police Department .....	1976 – 2012
Ketchikan Police Department .....	1976 – 1987
	1989 – 2012
Kodiak Police Department .....	1980 – 2012
Kotzebue Police Department.....	1980 – 1983
	2000 – 2001
	2004 – 2006
	2008 – 2012
North Pole Police Department .....	1978 – 2012
North Slope Borough Department of Public Safety .....	1977 – 1996
	1999 – 2012
Nome Police Department .....	1978 – 1991
	2009 - 2012

Palmer Police Department.....	1977 – 2012
Petersburg Police Department .....	1976 – 2012
Saint Paul Police Department .....	1987 – 1989
	1997 – 2012
	2012 (7 mo)
Seward Police Department.....	1978 – 2012
Sitka Police Department .....	1976 – 1988
	2000 - 2012
Skagway Police Department .....	1977 – 1997
	2000 – 2012
Soldotna Police Department.....	1977 – 2012
Unalaska Police Department.....	1980 – 1981
	1983
	2000 - 2012
University of Alaska Anchorage .....	1993 – 2012
University of Alaska Fairbanks .....	1993 – 2012
Valdez Police Department.....	1976 – 1983
	1999 – 2002
	2008 – 2012
Wasilla Police Department .....	1993 – 2005
	2006 (2+mo)
	2007 – 2012
Wrangell Police Department.....	1976 – 2012

## **2012 NON-CONTRIBUTING MUNICIPAL AGENCIES\***

Galena Police Department  
Hoonah Police Department  
Hooper Bay Police Department  
Houston Police Department  
Kake Police Department  
Ketchikan Airport Police  
King Cove Police Department  
Klawock Department of Public Safety  
Metlakatla Police Department  
Nenana Department of Public Safety  
Sand Point Department of Public Safety  
Seldovia Police Department  
Tanana Department of Public Safety  
Togiak Police Department  
Unalakleet Department of Public Safety  
Whittier Police Department  
Yakutat Police Department

\*Non-contributing agencies are defined as those law enforcement agencies listed in the current year (2012) Journal of the Alaska Peace Officers and Associates, current members of the Alaska Police Standards Council, and/or those agencies that have previously contributed their Uniform Crime Reporting (UCR) statistics.

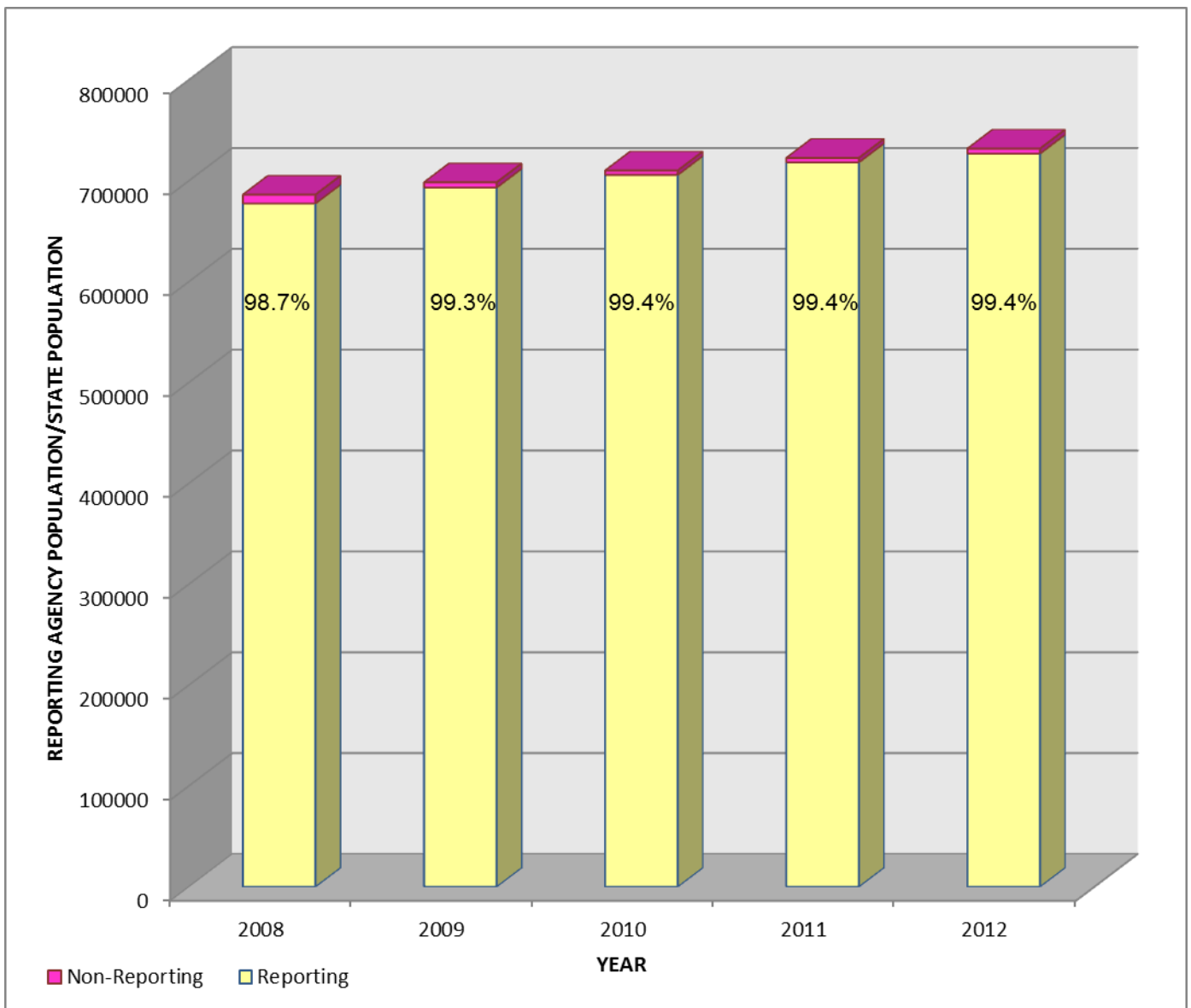
**PREVIOUS PARTICIPATION BY 2012 NON-CONTRIBUTING MUNICIPAL AGENCIES**

**YEARS OF PARTICIPATION**

Hoonah Police Department of Public Safety.....	1978
Houston Police Department .....	2004 - 2010
Kake Police Department.....	1999
King Cove Police Department .....	1999
Klawock Police Department .....	1987 – 1989
	1991 – 2000
Nenana Department of Public Safety.....	2000 - 2003
	2005 (8 mo)
Sand Point Police Department .....	1989
Togiak Police Department .....	1994 – 1995
Whittier Police Department.....	1978

## REPORTING AGENCY POPULATION

2008-2012



The FBI estimates population figures. They are calculated by using the state totals available to the Bureau of the Census and applying the state's rate of growth for the current year over the previous year to each agency.

## 2012 LAW ENFORCEMENT EMPLOYEE COUNT AS OF 10/31/2012

AGENCY	AGENCY HEAD	LAW ENFORCEMENT OFFICERS		CIVILIAN EMPLOYEES		TOTAL
		MALE	FEMALE	MALE	FEMALE	
Alaska Department of Public Safety	Commissioner Joseph A. Masters	382	17	101	137	637
Alcohol Beverage Control Board						
Anchorage Airport Police	Chief Jesse Davis	53	5		2	60
Anchorage Police Department	Chief Mark T. Mew	320	52	25	114	511
Anvik Police Department						
Bethel Police Department	Chief Larry Elarton	11	2	4	6	23
Bristol Bay Police Department	Chief Rodney E. Enevoldsen	4			5	9
Cordova Police Department	Chief Robert Griffiths	5		3	4	12
Craig Police Department	Chief Robert J. Ely	5		1	4	10
Dillingham Dept of Public Safety	Chief Dan Pasquariello	5	1	6	6	18
Emmonak Police Department	Chief Bartholomew Agathluk					
Fairbanks Airport Police	Chief Moses Villalobos	23	2		7	32
Fairbanks Police Department	Chief Laren J. Zager	45	2		3	50
Fort Yukon Police Department	Director David Richards					
Galena Police Department	Chief John Havard	1				1
Haines Police Department	Chief Gary Lowe	5			5	10
Homer Police Department	Chief Mark Robl	13		4	6	23
Hoonah Police Department	Director Kelly P. Swihart	2		3		5
Juneau Police Department	Chief Greg Browning	45	3	9	22	79
Kake Police Department						
Kenai Police Department	Chief Gus Sandahl	16	3	2	7	28
Ketchikan Police Department	Chief Alan Bengaard	22		5	7	34
King Cove Police Department	Chief Robert Gould	4		1		5
Klawock Police Department	Chief Terry Stonecipher	3				3
Kodiak Police Department	Chief Charles Kamai	14	3	11	11	39
Kotzebue Police Department	Chief Craig B. Moates	7	1	7	3	18
Metlakatla Police Department	Chief Nick Yliniemi					
Nome Police Department	Chief John J. Papasodora	8		3	3	14
North Pole Police Department	Chief Steve Dutra	11	1		1	13
North Slope Borough DPS	Chief Leon Boyea	35	3	13	13	64
Palmer Police Department	Chief Thomas Remaley	13	1	2	12	28
Petersburg Police Department	Chief James Agner	6	2	3	4	15
Saint Paul Dept. of Public Safety	Chief Kevin Alberg					
Sand Point Police Department	Chief John Lucking Jr.	3			2	5
Seldovia Police Department	Chief Shad Haller					
Seward Police Department	Chief Tom Clemons	9	1	6	8	24
Sitka Police Department	Chief Sheldon Schmitt	14	1	5	9	29
Skagway Police Department	Chief Ray Leggett	4		2	3	9
Soldotna Police Department	Chief Peter Mlynarik	13	1		3	17
Togiak Police Department	Chief William Ferris					
Unalaska Dept. of Public Safety	Director Jamie Sunderland	11	1	10	6	28
University of Alaska Anchorage PD	Chief Rick L. Shell	12	2	6	2	22
University of Alaska Fairbanks PD	Chief Sean McGee	9	1	2	3	15
Valdez Police Department	Chief William Comer	11				11
Wasilla Police Department	Chief Gene Belden	21	1	3	20	45
Whittier Police Department	Chief David Schofield	4				4
Wrangell Police Department	Chief Doug McCloskey	7			7	14
Yakutat Police Department	Chief Robert Baty	3	1		1	5
<b>Total</b>		<b>1179</b>	<b>107</b>	<b>237</b>	<b>446</b>	<b>1969</b>



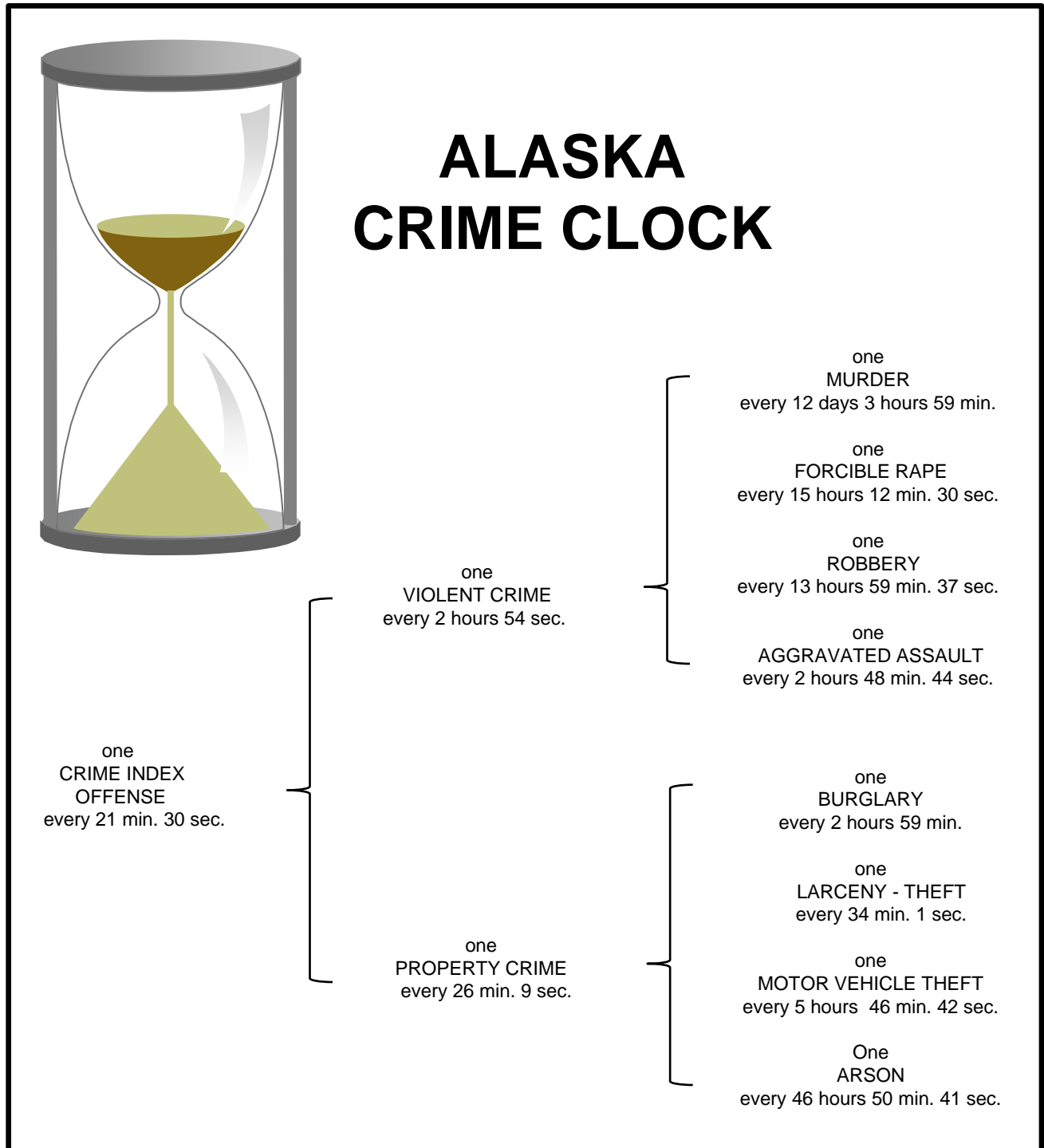
## OFFICERS KILLED IN THE LINE OF DUTY

DATE	NAME	AGENCY	LOCATION
July 28, 1960	Doris W. Barber	Sitka PD	Sitka
March 5, 1964	Gary G. Wohfeil	Fish & Game	Turnagain Pass
March 5, 1964	Leroy G. Bohuslov	Fish & Game	Turnagain Pass
October 19, 1964	Donald T. Dull	Juneau PD	Juneau
January 30, 1966	Kenneth G Nauska	Craig PD	Craig
January 4, 1968	Benjamin F. Strong	Anchorage PD	Anchorage
November 19, 1972	Thomas C. Dillon	Bethel PD	Bethel
February 18, 1974	Dennis F. Cronin	AST	Anchorage
March 30, 1974	Earl R. Hoggard	Ketchikan PD	Ketchikan
December 11, 1974	Larry R. Carr	AST	Kodiak
December 11, 1974	Frank S. Rodman	AST	Kodiak
September 8, 1975	Jonathon P. Flora	Anchorage PD	Anchorage
April 17, 1979	Richard J. Adair	Juneau PD	Juneau
April 17, 1979	Jimmy E. Kennedy	Juneau PD	Juneau
October 28, 1980	Harry E. Kier	Anchorage PD	Anchorage
April 4, 1982	Roland E. Chevalier, Jr.	AST	Fairbanks
January 14, 1983	John D. Stimson	FWP	Cordova
January 15, 1983	Gordon B. Bartel	Kodiak PD	Kodiak
May 19, 1984	Troy L. Duncan	AST	Fairbanks
July 23, 1984	David C. Harris	Ft. Rich. MP	Anchorage
May 10, 1985	Ignatius J. Charlie	Alakanuk PD	Alakanuk
July 17, 1986	Harry B. Hanson, Jr.	Anchorage PD	Anchorage
October 20, 1986	Ronald E. Zimin	VPSO	South Naknek
June 5, 1989	Louie G. Mizelle	Anchorage PD	Anchorage
February 12, 1992	Anthony C. Jones	Dillingham PD	Dillingham
May 4, 1992	Karl W. Reishus	Juneau PD	Juneau
October 11, 1994	C. E. Swackhammer	DPS	Yukon Territory
October 11, 1994	Robert L. Bittick	AST	Yukon Territory
October 26, 1996	Dan R. Seely	Anchorage PD	Anchorage

DATE	NAME	AGENCY	LOCATION
January 10, 1997	Bruce Heck	AST	Glennallen
January 1, 1998	John K. Lamm	Fairbanks PD	Fairbanks
September 16, 1998	David C. Churchill	AST	King Salmon
May 15, 1999	James A. Rowland, Jr.	Palmer PD	Palmer
June 25, 2001	James A. Moen	FWP	Iliamna
July 9, 2001	Justin T. Wollam	Anchorage PD	Anchorage
November 24, 2001	Hans-Peter L. Roelle	AST	Palmer
November 19, 2002	James Hesterberg	DOC	Anchorage
December 19, 2002	Thomas Patrick O'Hara	NPS	King Salmon
December 25, 2003	John Patrick Watson	Kenai PD	Kenai
August 28, 2010	Anthony Wallace	Hoonah PD	Hoonah
August 28, 2010	Matthew Tokuoka	Hoonah PD	Hoonah

THIS PAGE LEFT BLANK INTENTIONALLY

# 2012 REPORTED CRIME FREQUENCY



The Crime Clock should be viewed with care. Being the most aggregate representation of UCR data, it is designed to convey the annual reported crime experience by showing the relative frequency of occurrence of the Index Offenses. This mode of display should not be taken to imply a regularity in the commission of the Crime Index Offenses; rather, it represents the annual ratio of crime to fixed time intervals.

## 2012 UCR CRIME INDEX

### DEFINITION

The crime index is composed of selected offenses used to gauge fluctuations in the overall volume and rate of crime reported to law enforcement. The offenses included are the violent crimes of murder and non-negligent manslaughter, forcible rape, robbery, and aggravated assault and the property crimes of burglary, larceny-theft, motor vehicle theft, and arson. *Crime in Alaska* defines all violent crime as involving force or threat of force whereas the object of property crime is the taking of money or property without force or threat of force against the victim.

The FBI began collecting arson data in 1979. Because national population coverage for arson data is lower than other Crime Index offenses, the FBI tabulates arson data separately from the other index offenses in *Crime in the United States*. Beginning this year Alaska has decided to include arson in the state crime index and rate calculations. In previous years arson was not included in the calculations however the data was included at the agency level.

### SUMMARY

The calculations represented in *Crime in Alaska* are made utilizing the index offense totals for the current and previous year, as well as population estimates provided by the FBI. Offense totals only include agencies who have reported crime data for all 12 months. The overall violent crime index totals decreased in 2012. The overall property crime index totals increased in 2012. The crime rate, which relates the incidence of crime to population, likewise experienced similar fluctuations as the index totals. Caution should be exercised when comparing data from year to year and making conclusions.

In 2012, the percentage of the population represented by the 32, 12-month, reporting agencies remained steady at 99.4 percent. All facts are important to consider when reviewing the fluctuations in the crime index and rate variances between 2011 and 2012, as well as changes in the crime index offense totals and their distributions.

**CRIME INDEX AND RATE VARIANCE 2011 - 2012**

	POPULATION	TOTAL OFFENSES	VIOLENT CRIMES	PROPERTY CRIMES
CRIME INDEX	1.2%	4.7%	-1.0%	6.0%
CRIME RATE		3.4%	-2.2%	4.7%

**VIOLENT CRIMES BREAKDOWN**

	MURDER	FORCIBLE RAPE	ROBBERY	AGGRAVATED ASSAULT
CRIME INDEX	-3.2%	32.7%	8.7%	-7.0%
CRIME RATE	-4.7%	**	7.4%	-8.1%

\*\* Female population data not available

**PROPERTY CRIMES BREAKDOWN**

	BURGLARY	LARCENY-THEFT	MOTOR VEHICLE THEFT	ARSON
CRIME INDEX	3.3%	4.8%	10.0%	-15.8%
CRIME RATE	2.0%	3.6%	8.7%	-16.8%

- The crime index is composed of selected offenses used to gauge fluctuations in the volume and rate of crime reported to law enforcement.
- The crime rate compares the incidence of crime to the total reporting agency population.

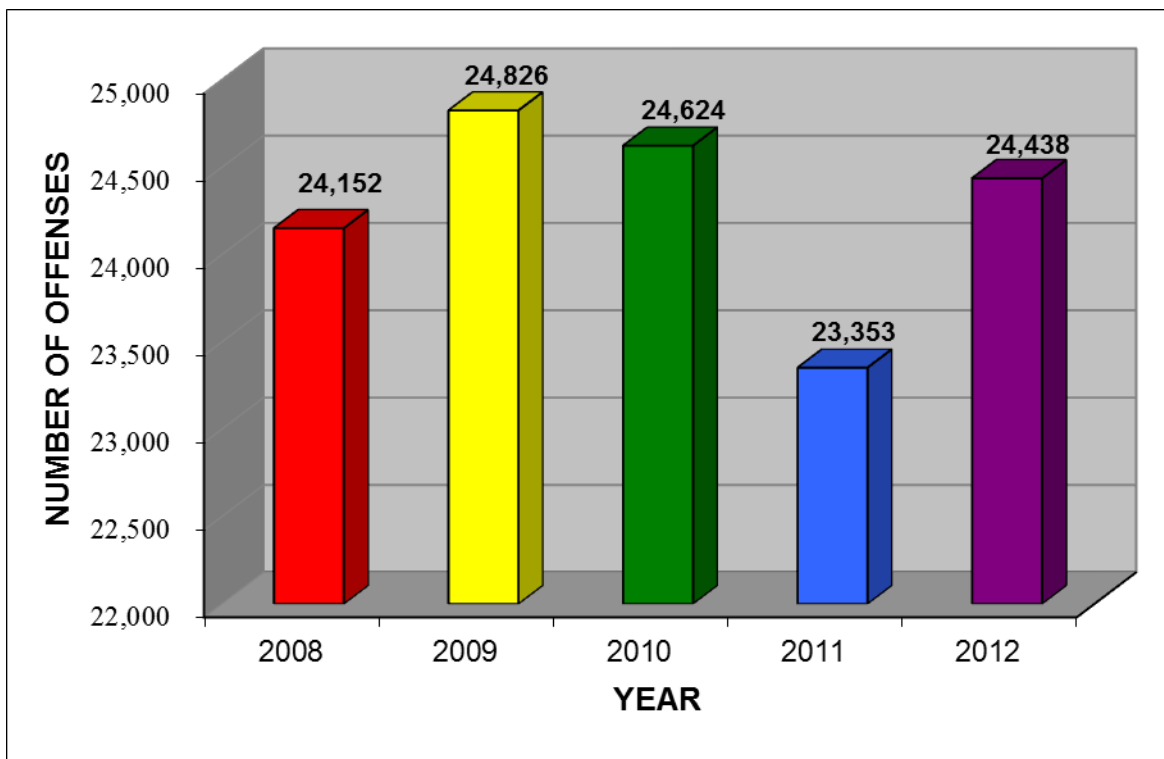
## CRIME INDEX OFFENSE SUMMARY

**2008 – 2012**

	TOTAL OFFENSES	VIOLENT CRIMES	PROPERTY CRIMES	MURDER*	FORCIBLE RAPE	ROBBERY	AGGRAVATED ASSAULT*	BURGLARY	LARCENY-THEFT	MOTOR VEHICLE THEFT	ARSON
2008	24,152	4,452	19,700	30	446	642	3,334	3,175	14,931	1,594	**
2009	24,826	4,524	20,302	21	503	643	3,357	3,498	15,133	1,671	**
2010	24,624	4,522	20,102	32	528	592	3,370	3,083	15,412	1,607	**
2011	23,353	4,392	18,961	31	434	576	3,351	2,841	14,742	1,378	**
2012	24,438	4,347	20,091	30	576	626	3,115	2,934	15,454	1,516	187

\*Negligent manslaughter and simple assault omitted from totals.

\*\*Prior to 2012 crime data for Arson was not included in the index and rate calculations.



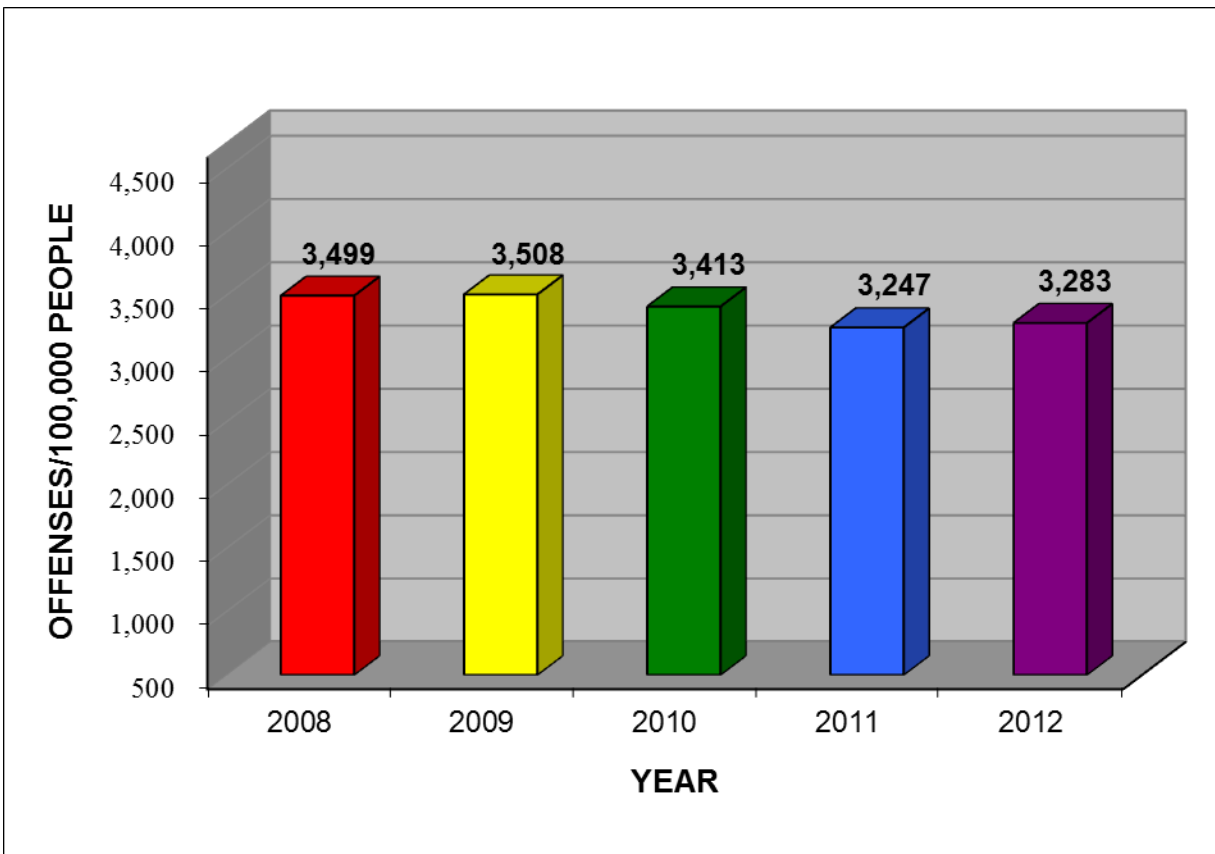
## CRIME RATE SUMMARY

**2008 - 2012**

	POPULATION	TOTAL OFFENSES	VIOLENT CRIMES	PROPERTY CRIMES	MURDER	FORCIBLE RAPE	ROBBERY	AGGRAVATED ASSAULT	BURGLARY	LARCENY-THEFT	MOTOR VEHICLE THEFT	ARSON
2008	677,603	3,499	591	2,907	4.4	*	94.8	492.0	468.6	2,203.5	235.2	**
2009	693,296	3,508	580	2,928	3.0	*	92.8	484.2	504.6	2,182.8	241.0	**
2010	705,910	3,413	566	2,848	4.5	*	83.8	477.3	436.7	2,183.2	227.6	**
2011	718,303	3,247	561	2,686	4.4	*	81.6	475.0	402.5	2,088.4	195.2	**
2012	726,997	3,283	519	2,764	4.1	*	86.1	428.5	403.6	2,125.7	208.5	25.7

\*Female population figure not available.

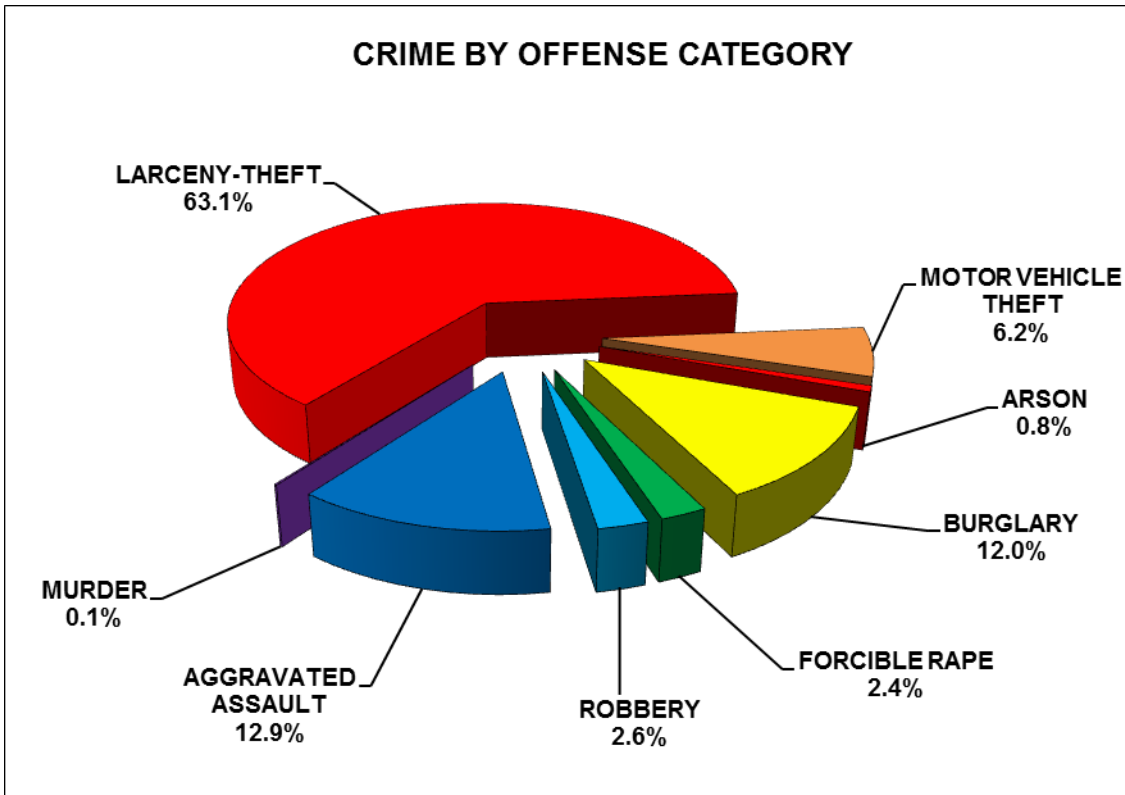
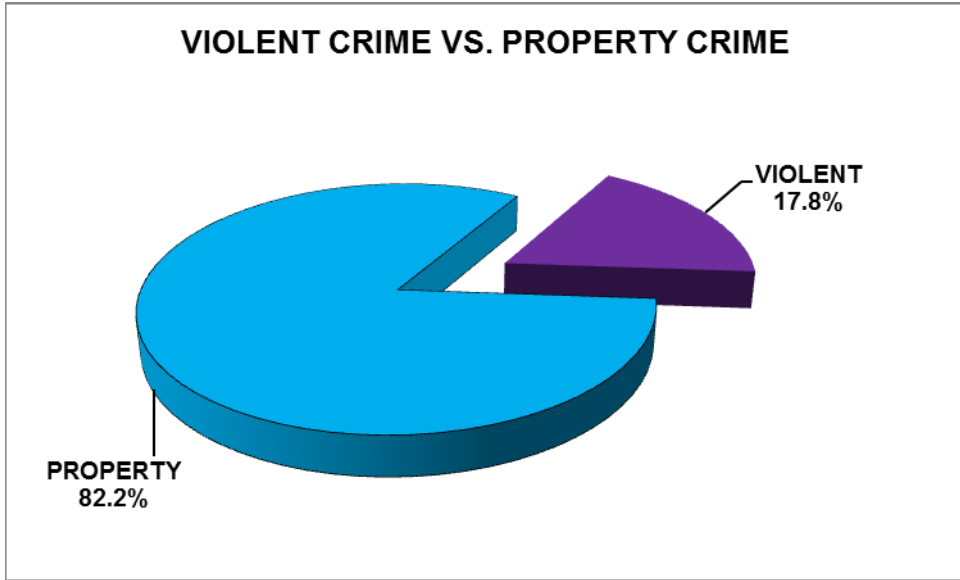
\*\*Prior to 2012 crime data for Arson was not included in the index and rate calculations.



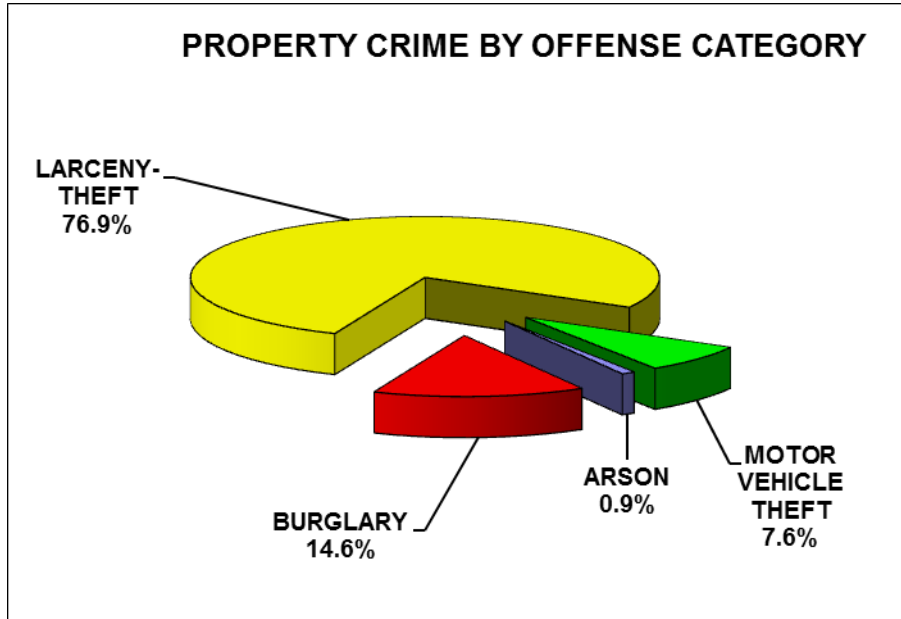
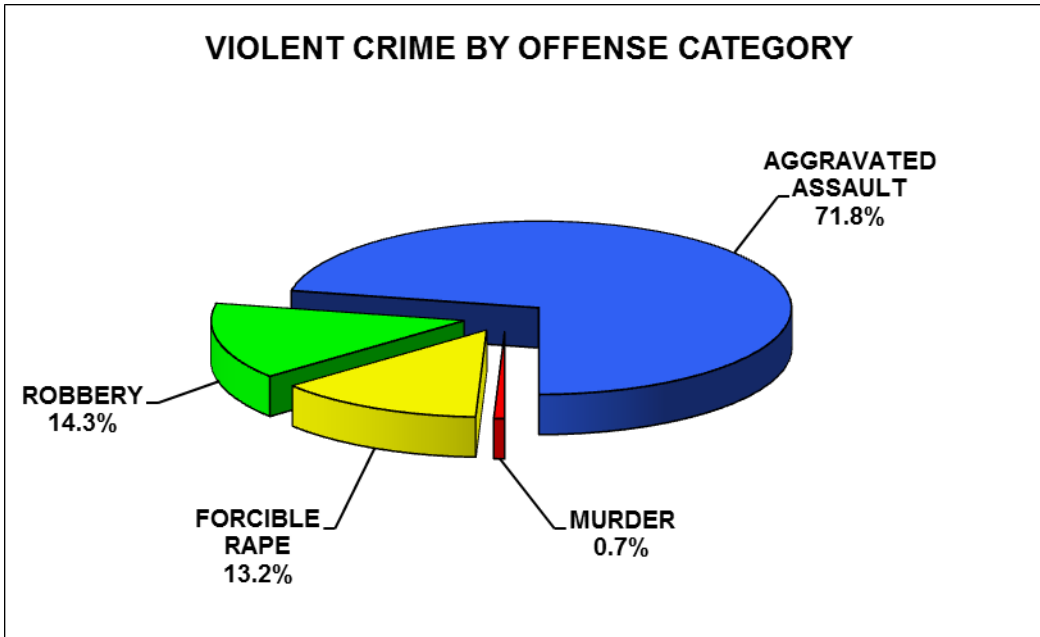
The crime rate relates the incidence of crime to population. It is commonly expressed as the number of crime index offenses for each 100,000 inhabitants.



## 2012 CRIME INDEX OFFENSE DISTRIBUTION



## 2012 CRIME INDEX OFFENSE DISTRIBUTION



THIS PAGE INTENTIONALLY LEFT BLANK

## 2012 MURDER AND NON-NEGLIGENT MANSLAUGHTER

### DEFINITION

The Uniform Crime Reporting (UCR) Program defines murder and non-negligent manslaughter as the willful (non-negligent) killing of one human being by another.

The classification of this offense is based solely on police investigation as opposed to the determination of a court, medical examiner, coroner, jury, or other judicial body. The UCR Program does not include the following situations in this offense classification: deaths caused by negligence, suicide, or accident; justifiable homicides; and attempts to murder or assaults to murder, which are scored as aggravated assaults.<sup>1</sup>

### SUMMARY

A total of 30 murders were recorded in 2012. This represents 0.7 percent of the violent crimes and 0.1 percent of the total crime index offenses. The number of murders decreased 3.2 percent between 2011 and 2012. Monthly figures show that more persons were murdered in February than any other month in 2012. November was the only month in which there were no reports of murder. There were 9.1 percent identified offenders under 18 years of age and 75.8 percent were 18 and over, an additional 15.1 percent were unknown offenders. Thirteen point three (13.3) percent of the victims were under 18 years of age and 86.7 percent were 18 and over. Eighty-four point eight (84.8) percent of the offenders were identified. Of the 30 murders recorded, 36.7 percent had a firearm reported as the weapon and 30 percent had a knife or cutting instrument reported.

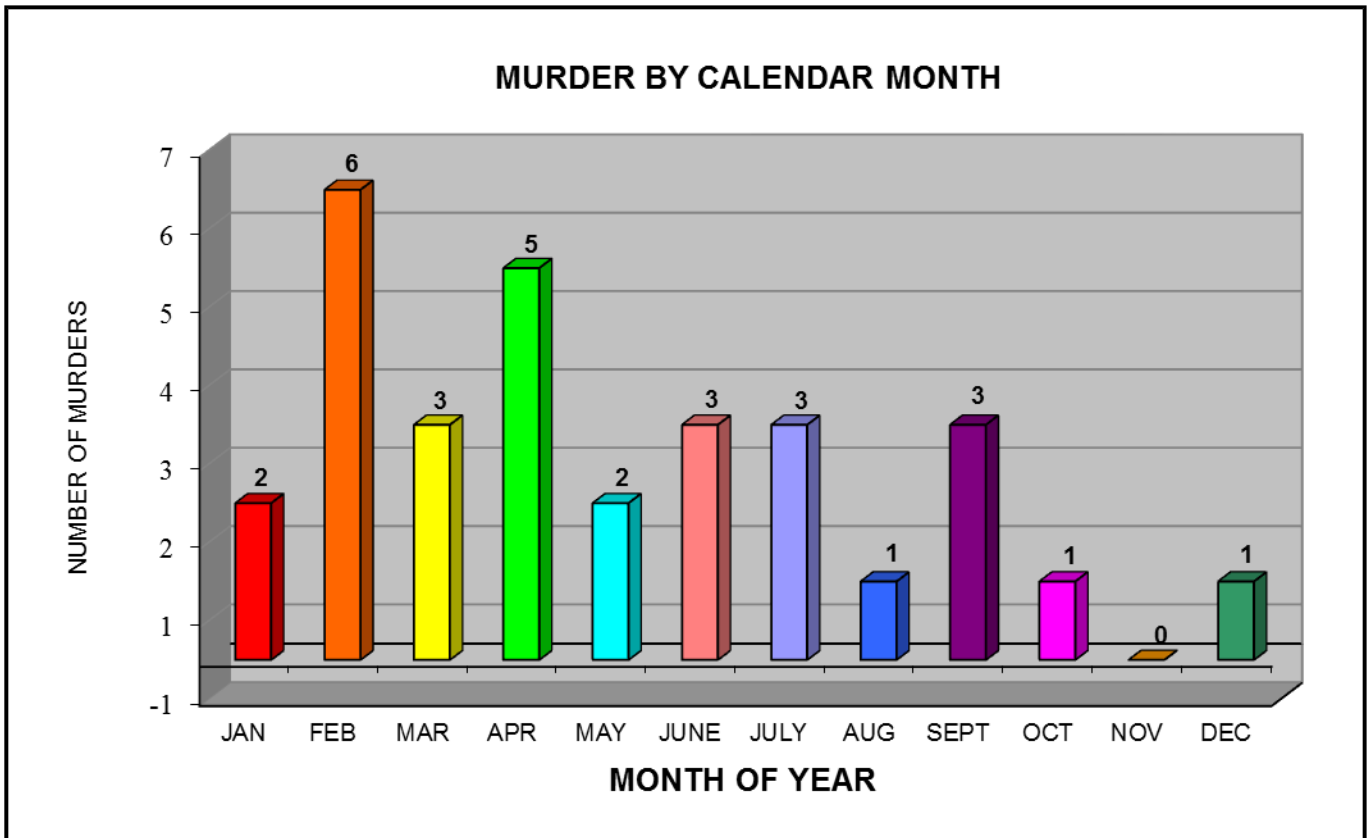
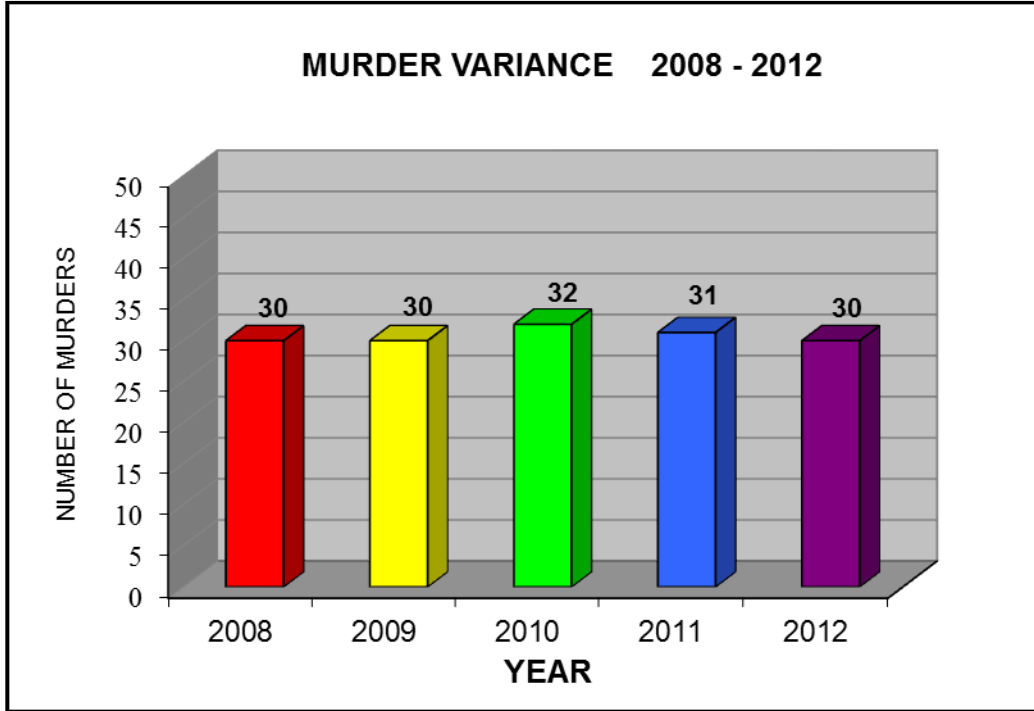
### MURDER INDEX AND RATE VARIANCE 2008 – 2012

YEAR	NUMBER	INDEX % CHANGE	RATE % CHANGE
2008	30	-28.6	-30.2
2009	21	-30.0	-31.8
2010	32	+52.4	+50.0
2011	31	-3.1	-4.6
2012	30	-3.2	-4.7

---

<sup>1</sup>U.S. Department of Justice, Federal Bureau of Investigation, *Crime in the United States 2011*, <http://www.fbi.gov/about-us/cjis/ucr/crime-in-the-u.s/2011/crime-in-the-u.s.-2011/violent-crime/murder>

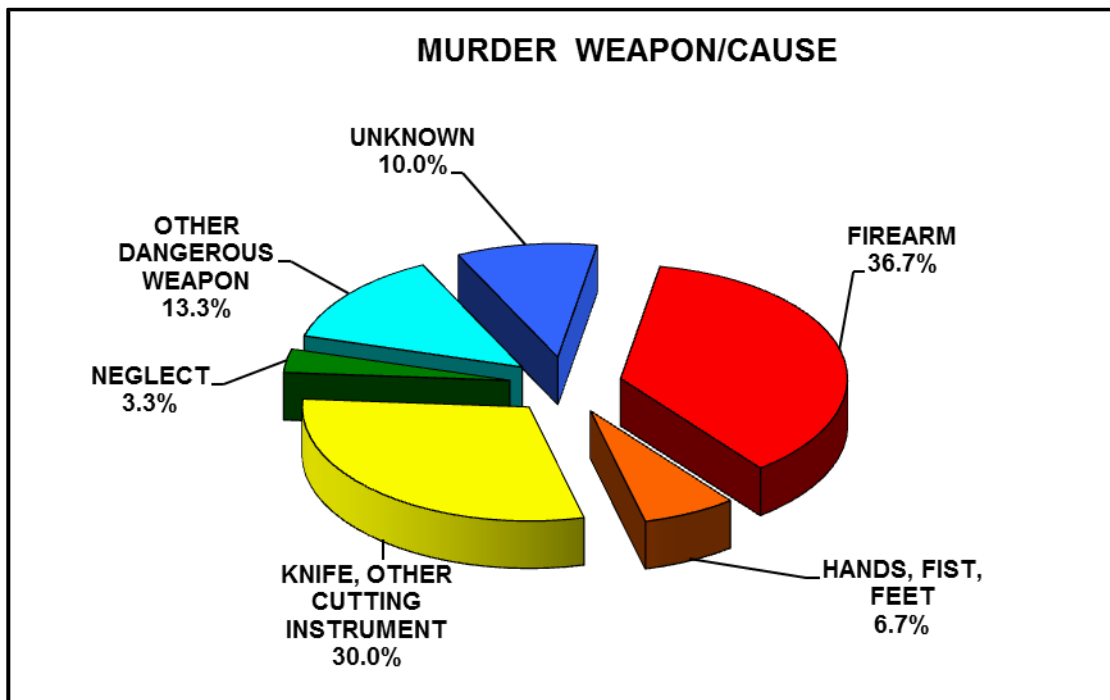
## 2012 MURDER AND NON-NEGLIGENT MANSLAUGHTER



## 2012 MURDER AND NON-NEGLIGENT MANSLAUGHTER

### SUMMARY BY WEAPON/CAUSE TYPE

WEAPON/CAUSE	NUMBER	PERCENT
FIREARM	11	36.7%
HANDS/FIST/FEET	2	6.7%
KNIFE/OTHER CUTTING INSTRUMENT	9	30.0%
NEGLECT	1	3.3%
OTHER DANGEROUS WEAPON	4	13.3%
UNKNOWN	3	10.0%

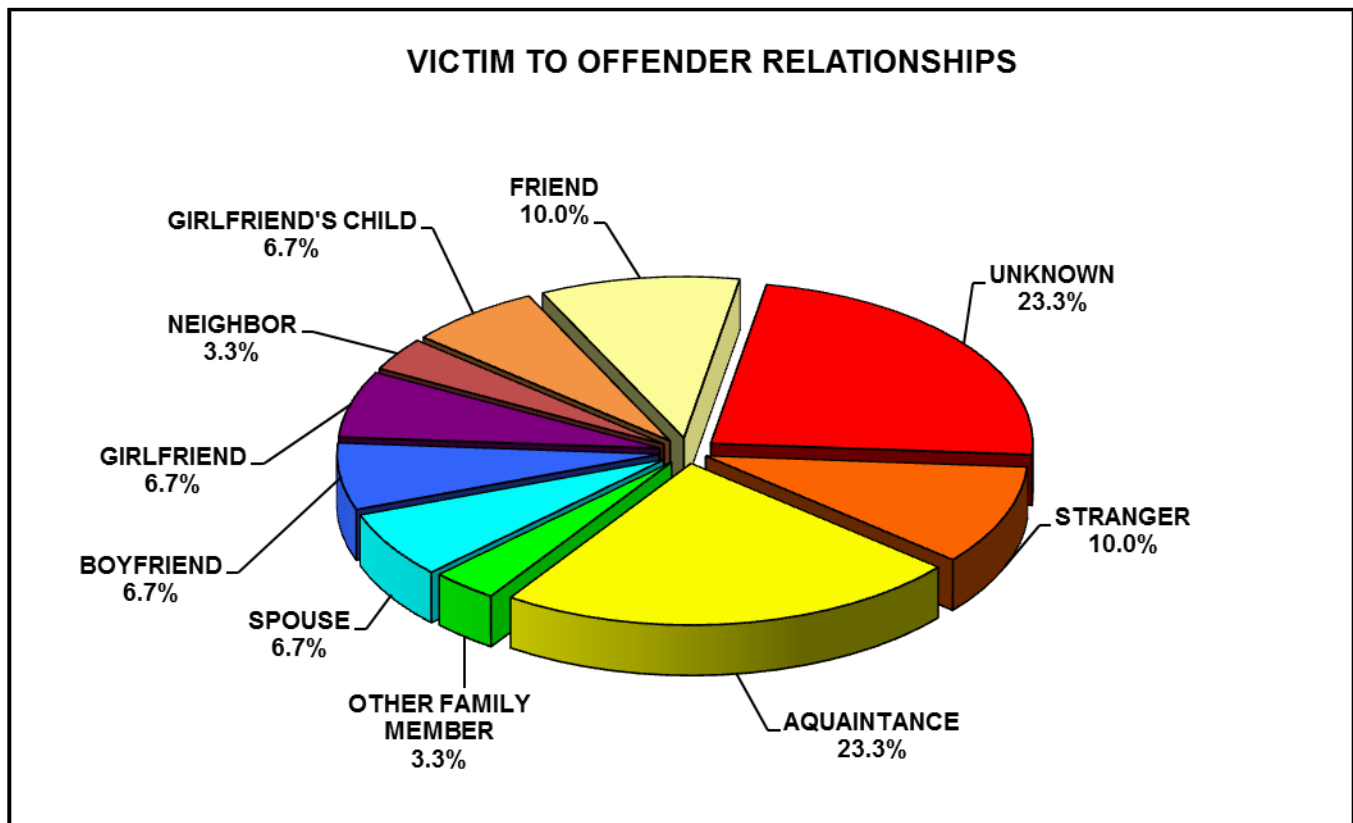


## 2012 MURDER AND NON-NEGLIGENT MANSLAUGHTER

### RELATIONSHIP OF VICTIM TO OFFENDER

RELATIONSHIP	NUMBER	PERCENT
ACQUAINTANCE	7	23.3%
OTHER FAMILY MEMBER	1	3.3%
SPOUSE	2	6.7%
BOYFRIEND	2	6.7%
GIRLFRIEND	2	6.7%
GIRLFRIEND'S CHILD	2	6.7%
FRIEND	3	10.0%
NEIGHBOR	1	3.3%
STRANGER	3	10.0%
UNKNOWN	7	23.3%

The sum of all the relationship categories (30) may not equal the murder/victim total (30) or the offender total (33), as several incidents involved multiple offenders or multiple victims and each relationship is counted.



## OFFENDER DISTRIBUTION BY AGE, SEX, AND RACE

AGE	NUMBER	PERCENT	SEX			RACE				
			MALE	FEMALE	UNK	WHITE	BLACK	INDIAN	ASIAN	UNK
Under 12	2	6.1%	2			1		1		
13-14										
15										
16	1	3.0%	1			1				
17										
18										
19	1	3.0%	1			1				
20	1	3.0%	1				1			
21	3	9.1%	3			2		1		
22	1	3.0%	1			1				
23										
24	3	9.1%	3			2		1		
25-29	5	15.2%	3	2		2	1	2		
30-34	4	12.1%	4			1	1	1	2	
35-39	1	3.0%	1			1				
40-44	4	12.1%	3	1			1	1	1	
45-49										
50-54	1	3.0%	1			1				
55-59										
60-64	1	3.0%	1			1				
65+										
UNK	5	15.2%			5					5
<b>TOTAL</b>	<b>33</b>	<b>100.0%</b>	<b>25</b>	<b>3</b>	<b>5</b>	<b>14</b>	<b>4</b>	<b>7</b>	<b>3</b>	<b>5</b>

AGE	NUMBER	PERCENT	SEX			RACE				
			MALE	FEMALE	UNK	WHITE	BLACK	INDIAN	ASIAN	UNK
0-17	3	9.1%	3			2		1		
18	25	45.5%	22	3		12	4	6	3	
UNK	5	15.2%			5					5
<b>TOTAL</b>	<b>33</b>	<b>69.7%</b>	<b>25</b>	<b>3</b>	<b>5</b>	<b>14</b>	<b>4</b>	<b>7</b>	<b>3</b>	<b>5</b>



## VICTIM DISTRIBUTION BY AGE, SEX, AND RACE

AGE	NUMBER	PERCENT	SEX			RACE				
			MALE	FEMALE	UNK	WHITE	BLACK	INDIAN	ASIAN	UNK
Under 12	4	13.3%	3	1			1	3		
13-14										
15										
16										
17										
18	1	3.3%		1		1				
19	1	3.3%	1				1			
20										
21										
22										
23										
24	2	6.7%	2			2				
25-29	5	16.7%	3	2		3		1		1
30-34	2	6.7%		2		2				
35-39	1	3.3%	1			1				
40-44	4	13.3%	3	1		4				
45-49	1	3.3%		1			1			
50-54	4	13.3%	3	1		2		1	1	
55-59	1	3.3%	1					1		
60-64	1	3.3%	1					1		
65+	3	10.0%	1	2		1		2		
UNK										
<b>TOTAL</b>	<b>30</b>	<b>100.0%</b>	<b>19</b>	<b>11</b>		<b>16</b>	<b>3</b>	<b>9</b>	<b>1</b>	<b>1</b>

AGE	NUMBER	PERCENT	SEX			RACE				
			MALE	FEMALE	UNK	WHITE	BLACK	INDIAN	ASIAN	UNK
0-17	4	13.3%	3	1			1	3		
18+	26	86.7%	16	10		16	2	6	1	
UNK										1
<b>TOTAL</b>	<b>30</b>	<b>100.0%</b>	<b>19</b>	<b>11</b>		<b>16</b>	<b>3</b>	<b>9</b>	<b>1</b>	<b>1</b>

THIS PAGE INTENTIONALLY LEFT BLANK

## 2012 FORCIBLE RAPE

### DEFINITION

Forcible rape, as defined in the Uniform Crime Reporting (UCR) Program, is the carnal knowledge of a female forcibly and against her will. Assaults and attempts to commit rape by force or threat of force are also included; however, statutory rape (without force) and other sex offenses are excluded.<sup>2</sup> By Uniform Crime Reporting definition, the victims of forcible rape are always female.

### SUMMARY

A total of 579 rapes were reported in 2012, three of which were reported by an agency that did not submit data for all 12 months and are not included in the crime index and crime rate calculations. Seventy-seven (77) attempted rapes were reported and are included in the total. Totals include agencies with partial year reporting. In 2012 the crime index for Rape increased 32.7 percent. Monthly figures indicate the greatest number of rapes, including attempts, occurred in July while the fewest number occurred in December. Arrest data submitted by 33 agencies indicated 4.4 percent of the persons arrested for rape were under 18 years of age and 95.6 percent were 18 and over.

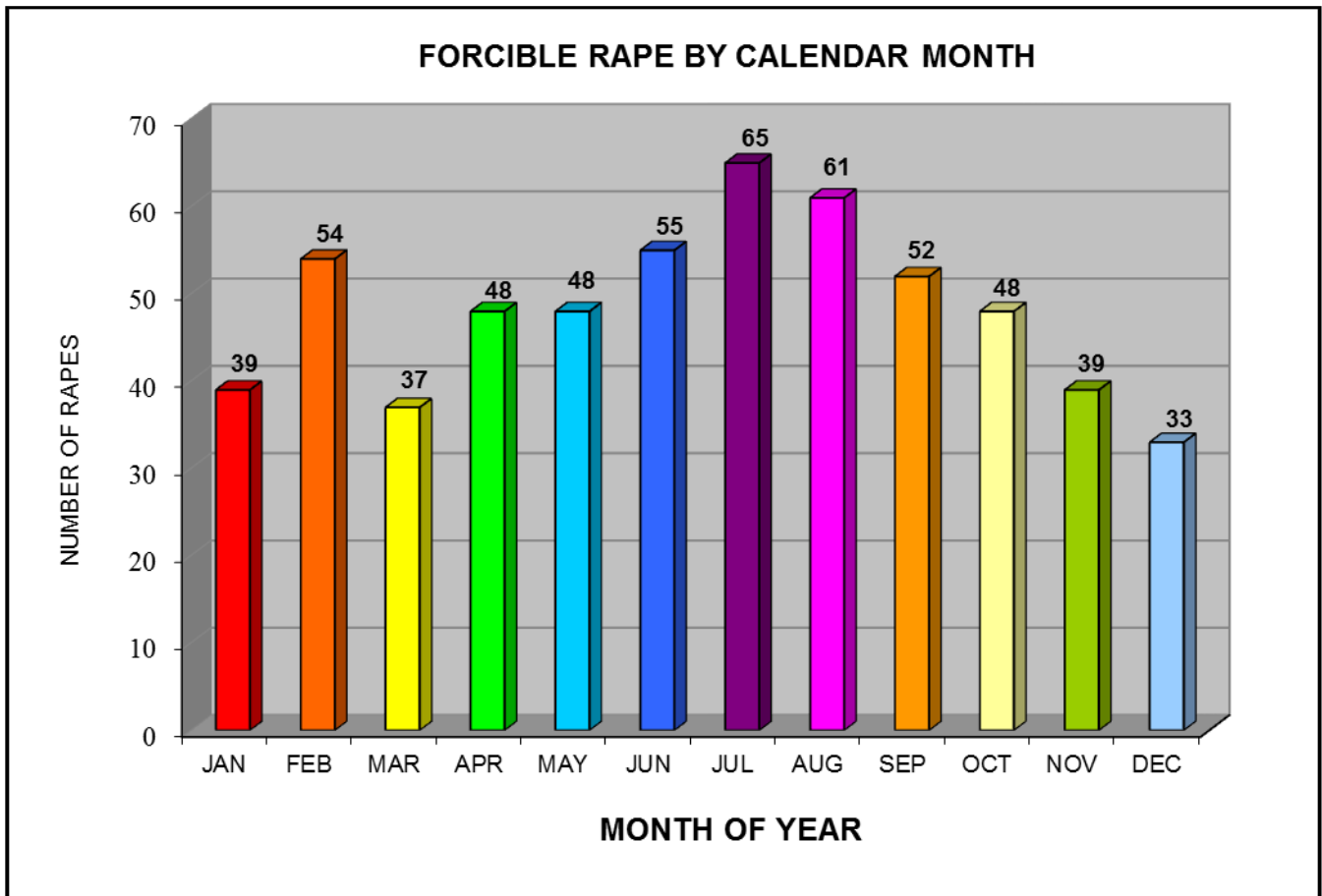
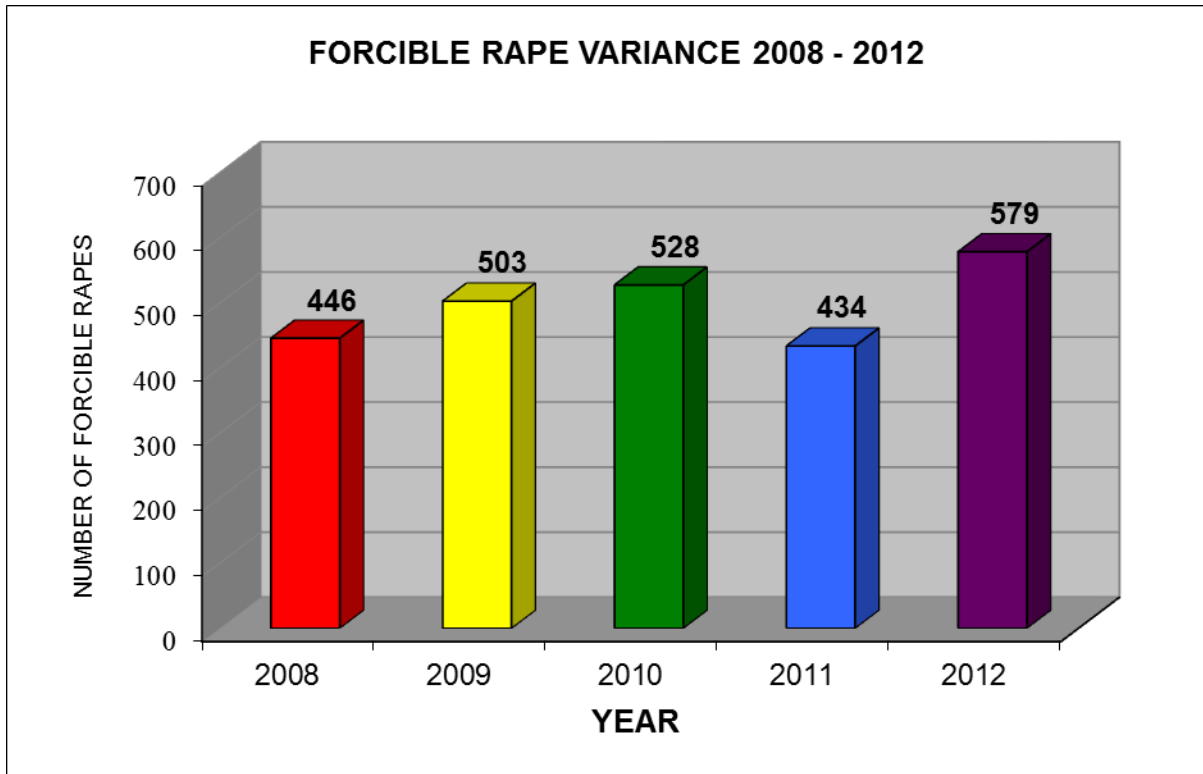
As is the case for all other Crime Index Offenses, complaints of forcible rape made to law enforcement agencies are sometimes found to be false or baseless. In such cases, law enforcement agencies report these instances as “unfounded” and exclude them from the crime counts. In 2012, 8.0 percent of forcible rape complaints were “unfounded”.

### RAPE INDEX AND RATE VARIANCE 2008 – 2012

YEAR	NUMBER	INDEX % CHANGE
2008	446	-13.2
2009	503	+12.8
2010	528	+5.0
2011	434	-17.8
2012	576	+32.7

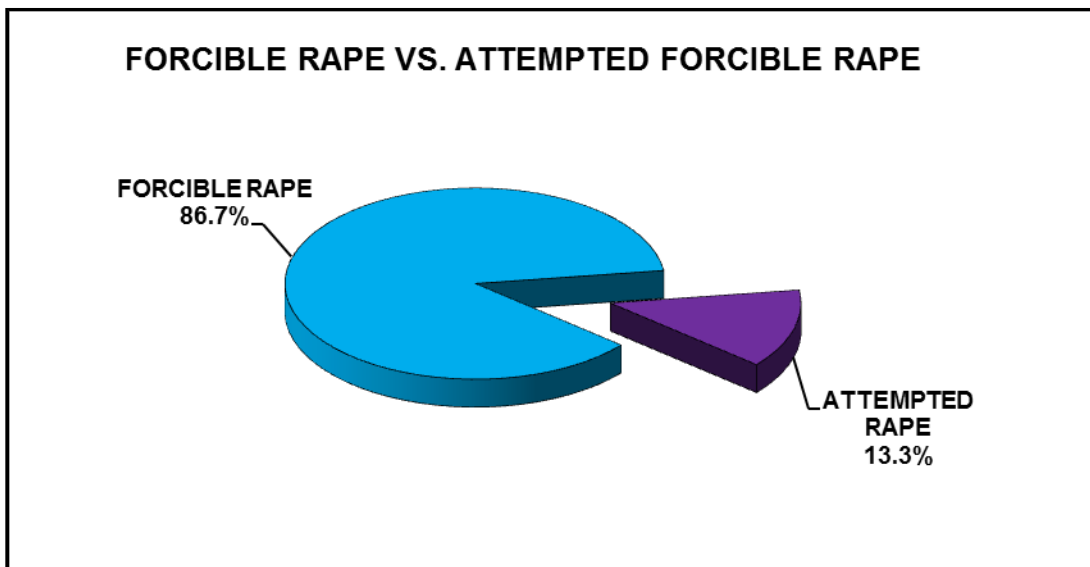
<sup>2</sup> *Crime in the United States 2011*, <http://www.fbi.gov/about-us/cjis/ucr/crime-in-the-u.s/2011/crime-in-the-u.s.-2011/violent-crime/forcible-rape>

## 2012 FORCIBLE RAPE



## 2012 FORCIBLE RAPE

RAPE TYPE	NUMBER	PERCENT
FORCIBLE RAPE	502	86.7%
ATTEMPTED FORCIBLE RAPE	77	13.3%



## 2012 FORCIBLE RAPE

### ARREST DISTRIBUTION BY AGE, SEX, AND RACE

AGE GROUP	NUMBER	PERCENT	SEX	
			MALE	FEMALE*
12 AND UNDER				
13 -14	2	2.2%	2	
15	2	2.2%	2	
16				
17				
18	1	1.1%	1	
19	2	2.2%	2	
20	2	2.2%	2	
21	5	5.5%	5	
22	3	3.3%	3	
23	3	3.3%	3	
24	4	4.4%	4	
25 - 29	18	19.8%	18	
30 - 34	14	15.4%	14	
35 - 39	4	4.4%	4	
40 - 44	12	13.1%	12	
45 - 49	7	7.7%	7	
50 - 54	5	5.5%	5	
55 - 59	5	5.5%	5	
60 - 64	1	1.1%	1	
65 AND OVER	1	1.1%	1	
<b>TOTAL</b>	<b>91</b>	<b>100.0%</b>	<b>91</b>	

\*By Uniform Crime Reporting definition, the offenders of forcible rape are always male.

RACE	NUMBER	PERCENT
WHITE	25	27.5%
BLACK	11	12.1%
INDIAN	54	59.3%
ASIAN	1	1.1%

THIS PAGE INTENTIONALLY LEFT BLANK

## 2012 ROBBERY

### DEFINITION

The Uniform Crime Reporting (UCR) Program defines robbery as the taking or attempting to take anything of value from the care, custody, or control of a person or persons by force or threat of force or violence and/or by putting the victim in fear. <sup>3</sup>

### SUMMARY

A total of 626 robberies were committed in 2012. This represents 14.4 percent of the violent crimes and 2.6 percent of the total crime index offenses. The number of robberies increased 8.7 percent between 2011 and 2012. Monthly figures indicate that more persons were robbed during June than any other month, while the fewest number were robbed in January and February. Nineteen point eight (19.8) percent of the robberies were committed using a firearm while 60.4 percent were committed using strong-arm tactics. Arrest data submitted by 33 agencies indicated 7.8 percent of the persons arrested for robbery were under 18 years of age and 92.2 percent were 18 and over. Seventy-nine point six (79.6) percent of the persons arrested for robbery were male.

Fifty-two (52) percent of the 33 reporting agencies provided additional information regarding location and value of property loss for the robberies they reported. The estimated dollar value of associated property loss was \$298,677. Robberies reported to have occurred on streets or highways accounted for approximately 54.1 percent of the offense total and 30.4 percent of the property loss.

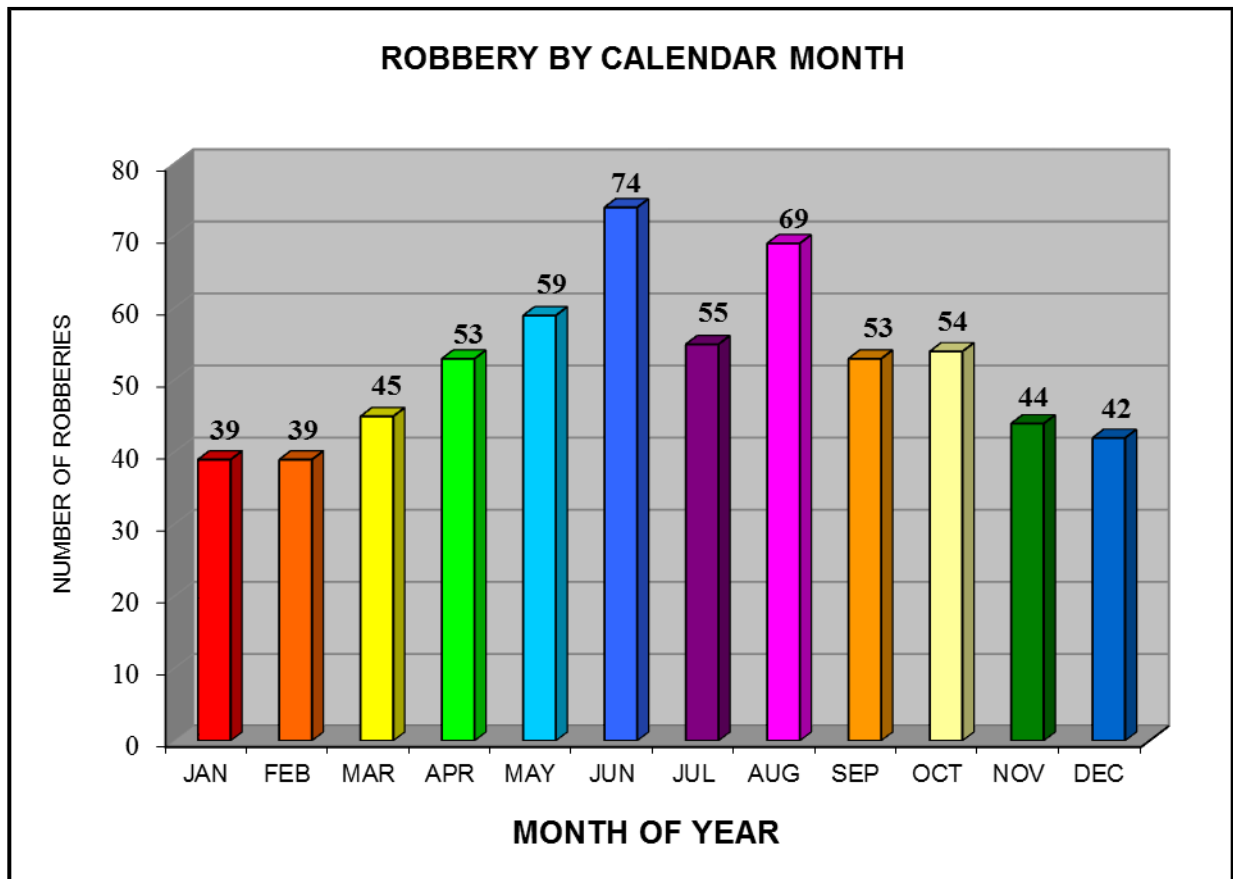
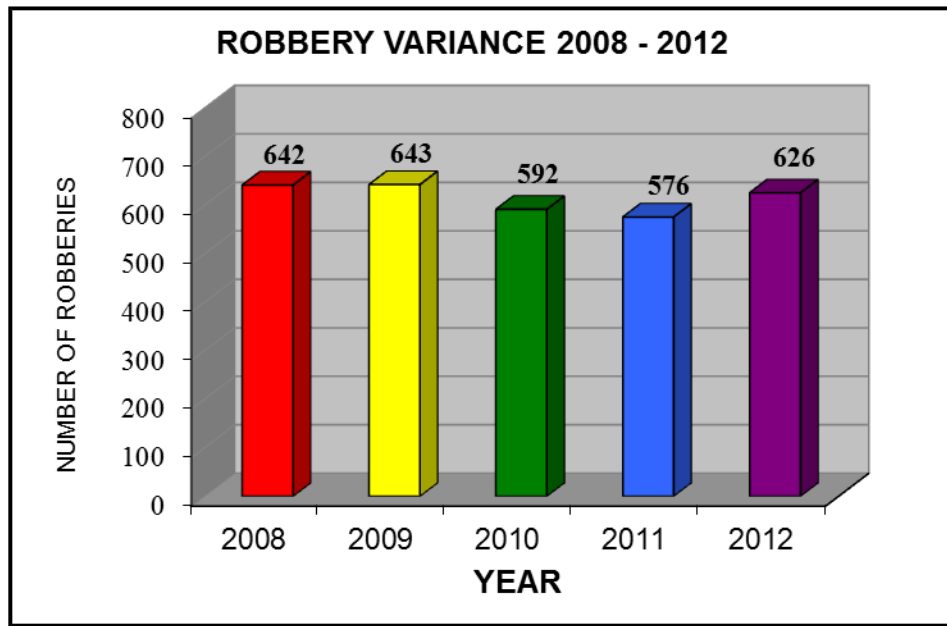
### ROBBERY INDEX AND RATE VARIANCE 2008 - 2012

YEAR	NUMBER	INDEX % CHANGE	RATE % CHANGE
2008	642	11.3	9.6
2009	643	0.2	-2.1
2010	592	-7.9	-9.6
2011	576	-2.7	-2.7
2012	626	8.7	7.4

<sup>3</sup> *Crime in the United States 2011*, <http://www.fbi.gov/about-us/cjis/ucr/crime-in-the-u.s/2011/crime-in-the-u.s.-2011/violent-crime/robbery>



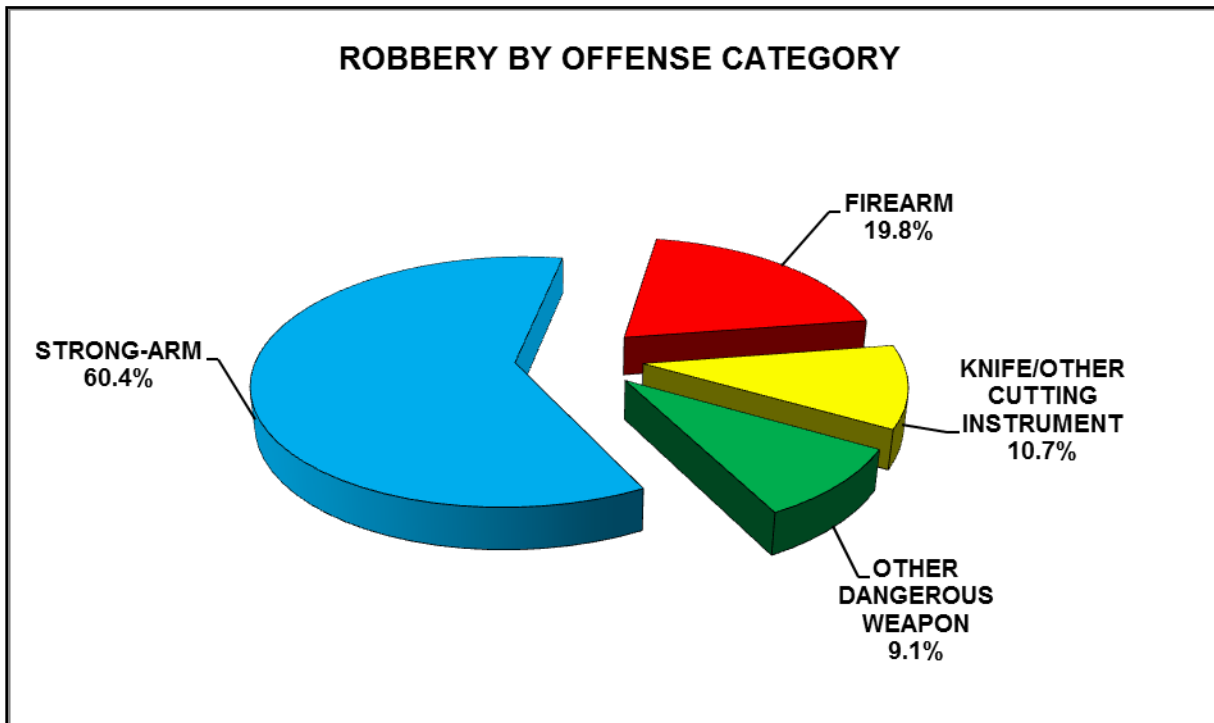
## 2012 ROBBERY



## 2012 ROBBERY

### SUMMARY BY WEAPON TYPE

WEAPON	NUMBER	PERCENT
FIREARM	124	19.8%
KNIFE/OTHER CUTTING INSTRUMENT	67	10.7%
OTHER DANGEROUS WEAPON	57	9.1%
STRONG-ARM	378	60.4%

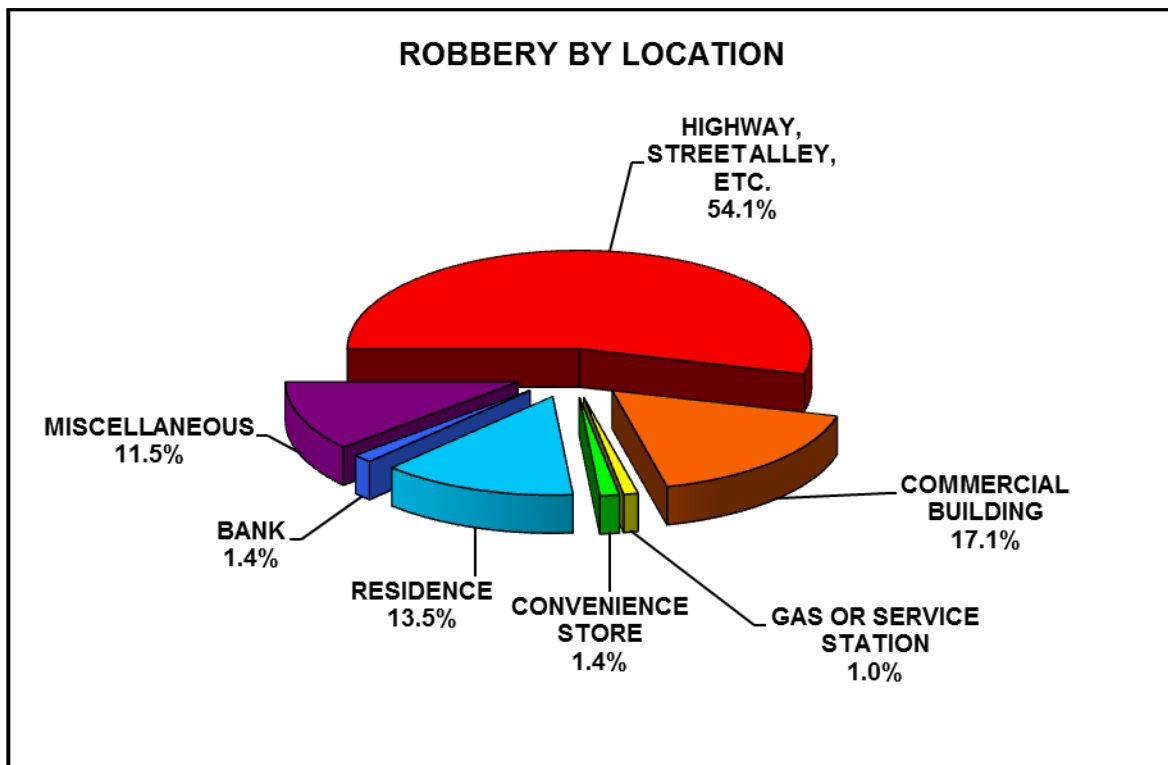


## 2012 ROBBERY

### SUMMARY BY PLACE OF OCCURRENCE

PLACE OF OCCURRENCE	NUMBER	PERCENT
HIGHWAY, STREET ALLEY, ETC.	320	54.1%
COMMERCIAL BUILDING	101	17.1%
GAS OR SERVICE STATION	6	1.0%
CONVENIENCE STORE	8	1.4%
RESIDENCE	80	13.5%
BANK	8	1.4%
MISCELLANEOUS	68	11.5%

The robbery miscellaneous category, encompassing those not classified in the first 6 categories, includes robberies occurring on or at waterways, houses of worship, union halls, school buildings, government buildings, subways, trains, airplanes, doctors' and lawyers' offices, wooded areas, etc.



## 2012 ROBBERY

### ARREST DISTRIBUTION BY AGE, SEX, AND RACE

AGE GROUP	NUMBER	PERCENT	SEX	
			MALE	FEMALE
12 AND UNDER	1	0.5%		1
13 -14	1	0.5%	1	
15	2	1.0%	1	1
16	9	4.4%	9	
17	3	1.5%	3	
18	19	9.2%	15	4
19	18	8.7%	14	4
20	19	9.2%	16	3
21	11	5.3%	9	2
22	10	4.9%	7	3
23	6	2.9%	5	1
24	11	5.3%	9	2
25 - 29	37	18.0%	29	8
30 - 34	20	9.7%	16	4
35 - 39	8	3.9%	6	2
40 - 44	10	4.9%	8	2
45 - 49	11	5.3%	9	2
50 - 54	5	2.4%	3	2
55 - 59	4	1.9%	3	1
60 - 64	1	0.5%	1	
65 AND OVER				
<b>TOTAL</b>	<b>206</b>	<b>100.0%</b>	<b>164</b>	<b>42</b>

RACE	NUMBER	PERCENT
WHITE	80	38.8%
BLACK	44	21.4%
INDIAN	66	32.0%
ASIAN	16	7.8%

THIS PAGE INTENTIONALLY LEFT BLANK

## 2012 AGGRAVATED ASSAULT

### DEFINITION

Aggravated assault is an unlawful attack by one person upon another for the purpose of inflicting severe or aggravated bodily injury. The UCR Program further specifies this type of assault is usually accompanied by the use of a weapon or by other means likely to produce death or great bodily harm. Attempted aggravated assault that involves the display of—or threat to use—a gun, knife, or other weapon is included in this crime category because serious personal injury would likely result if the assault were completed. When aggravated assault and larceny-theft occur together, the offense falls under the category of robbery.<sup>4</sup>

### SUMMARY

A total of 3,146 aggravated assaults were reported in 2012. Totals include offenses reported by agencies that did not submit data for all 12 months; only full year data submissions are included in the crime index and crime rate calculations. The crime index for aggravated assaults decreased 7.0 percent between 2011 and 2012. Monthly figures indicate that more persons were assaulted in June than any other month in 2012 while the fewest number were assaulted in November. Arrest data submitted by 33 reporting agencies indicated 7.6 percent of the offenders were under 18 years of age and 92.4 percent were 18 and over. Seventy-nine point two (79.2) percent of the persons arrested for aggravated assault were male.

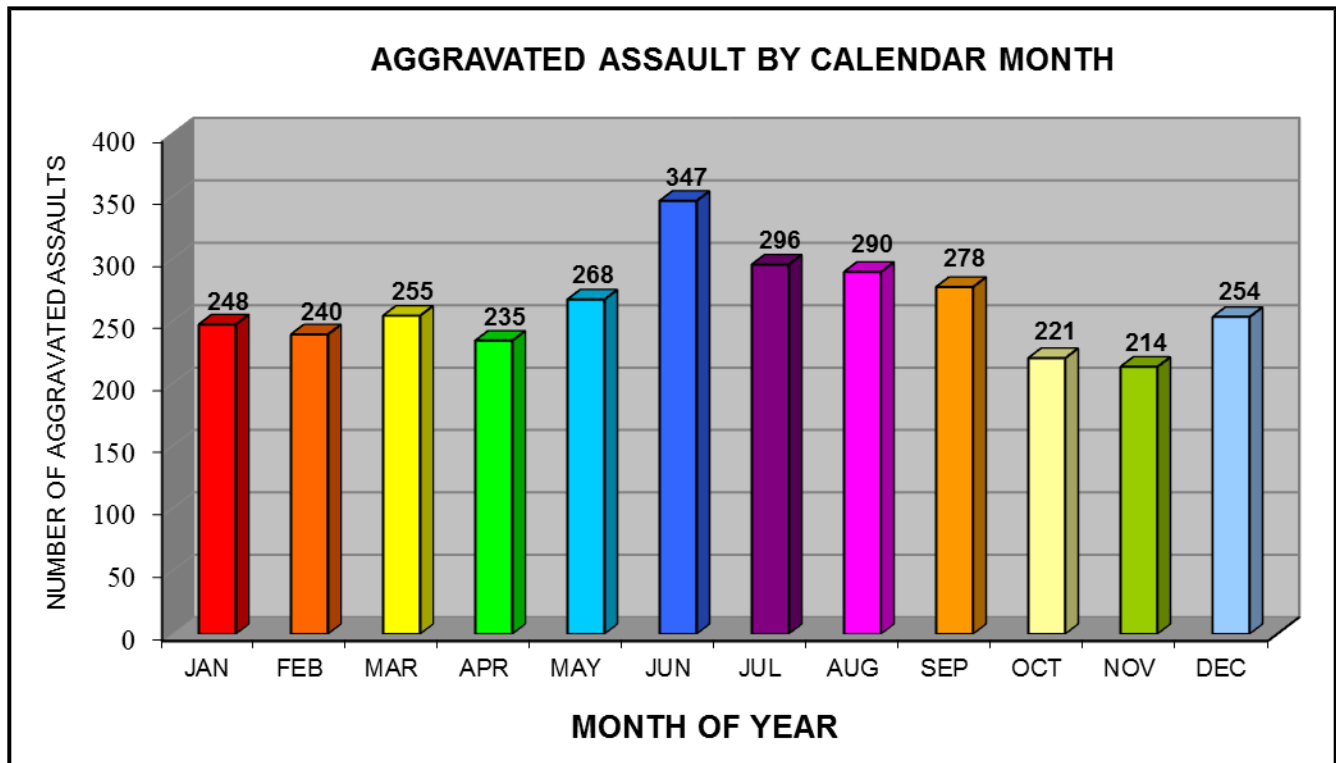
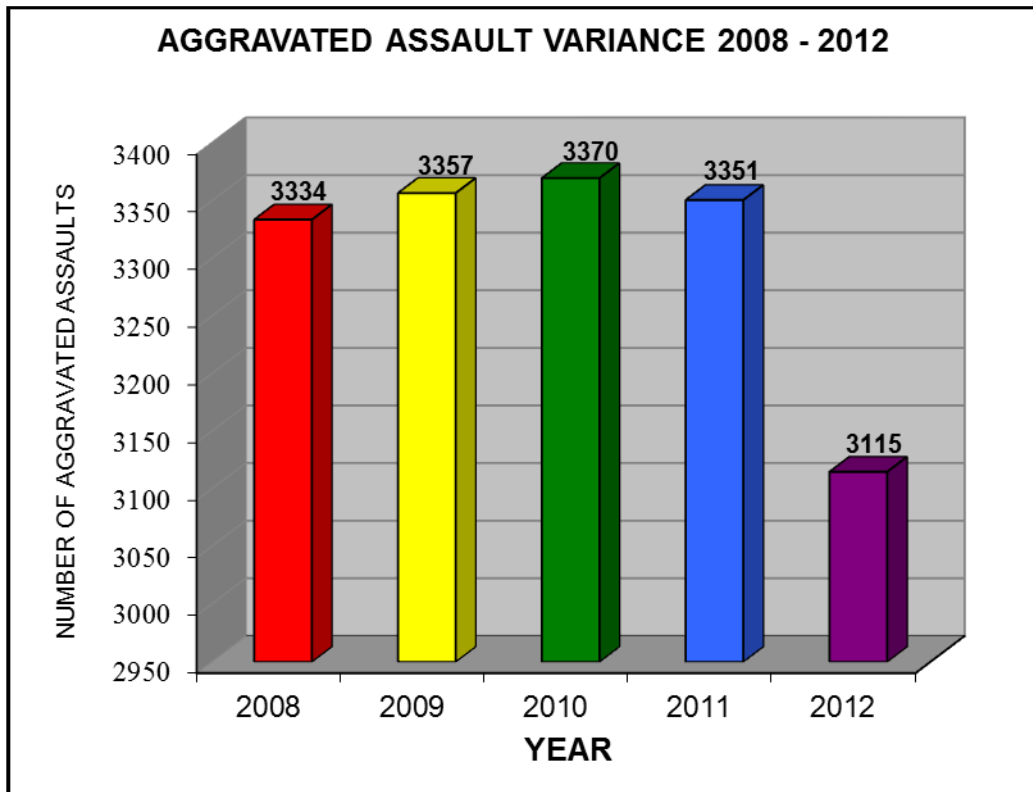
Strong-arm tactics were used in committing 39.0 percent of the aggravated assaults. The use of firearms accounted for 17.5 percent of the aggravated assault offenses, a knife or other cutting instrument 19.0 percent and blunt objects or other dangerous weapons 24.6 percent.

### AGGRAVATED ASSAULT INDEX AND RATE VARIANCE 2008 - 2012

YEAR	NUMBER	INDEX % CHANGE	RATE % CHANGE
2008	3334	1.2	-0.3
2009	3357	0.7	-1.6
2010	3370	0.4	-1.4
2011	3351	-0.6	-0.6
2012	3115	-7.0	-8.2

<sup>4</sup> *Crime in the United States 2011*, <http://www.fbi.gov/about-us/cjis/ucr/crime-in-the-u.s/2011/crime-in-the-u.s.-2011/violent-crime/aggravated-assault>

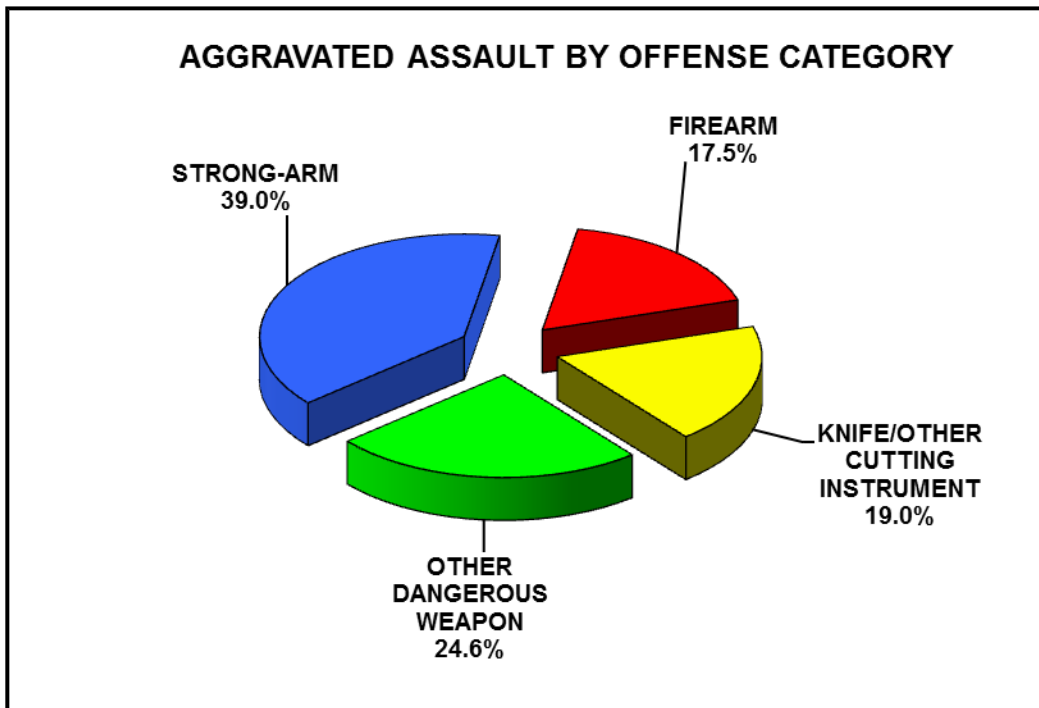
## 2012 AGGRAVATED ASSAULT



## 2012 AGGRAVATED ASSAULT

### SUMMARY BY WEAPON TYPE

WEAPON	NUMBER	PERCENT
FIREARM	549	17.5%
KNIFE/OTHER CUTTING INSTRUMENT	597	19.0%
OTHER DANGEROUS WEAPON	774	24.6%
STRONG-ARM	1226	39.0%





## 2012 AGGRAVATED ASSAULT

### ARREST DISTRIBUTION BY AGE, SEX, AND RACE

AGE GROUP	NUMBER	PERCENT	SEX	
			MALE	FEMALE
12 and Under	9	0.6%	7	2
13 -14	27	1.9%	21	6
15	25	1.8%	20	5
16	24	1.7%	18	6
17	24	1.7%	18	6
18	28	2.0%	22	6
19	35	2.5%	27	8
20	55	3.9%	42	13
21	55	3.9%	39	16
22	53	3.7%	44	9
23	55	3.9%	43	12
24	50	3.5%	42	8
25 - 29	270	18.9%	223	47
30 - 34	203	14.2%	158	45
35 - 39	127	8.9%	108	19
40 - 44	127	8.9%	93	34
45 - 49	117	8.2%	92	25
50 - 54	77	5.4%	60	17
55 - 59	43	3.0%	35	8
60 - 64	13	0.9%	10	3
65 AND OVER	12	0.8%	10	2
<b>TOTAL</b>	<b>1429</b>	<b>100.0%</b>	<b>1132</b>	<b>297</b>

RACE	NUMBER	PERCENT
WHITE	613	42.9%
BLACK	184	12.9%
INDIAN	535	37.4%
ASIAN	97	6.8%

THIS PAGE INTENTIONALLY LEFT BLANK

## 2012 BURGLARY

### DEFINITION

Burglary is the unlawful entry of a structure to commit a felony or theft. To classify an offense as a burglary, the use of force to gain entry need not have occurred. The UCR Program has three sub classifications for burglary: forcible entry, unlawful entry where no force is used, and attempted forcible entry. The UCR definition of “structure” includes, for example, apartment, barn, house trailer or houseboat when used as a permanent dwelling, office, railroad car (but not automobile), stable, and vessel (i.e., ship).<sup>5</sup>

### SUMMARY

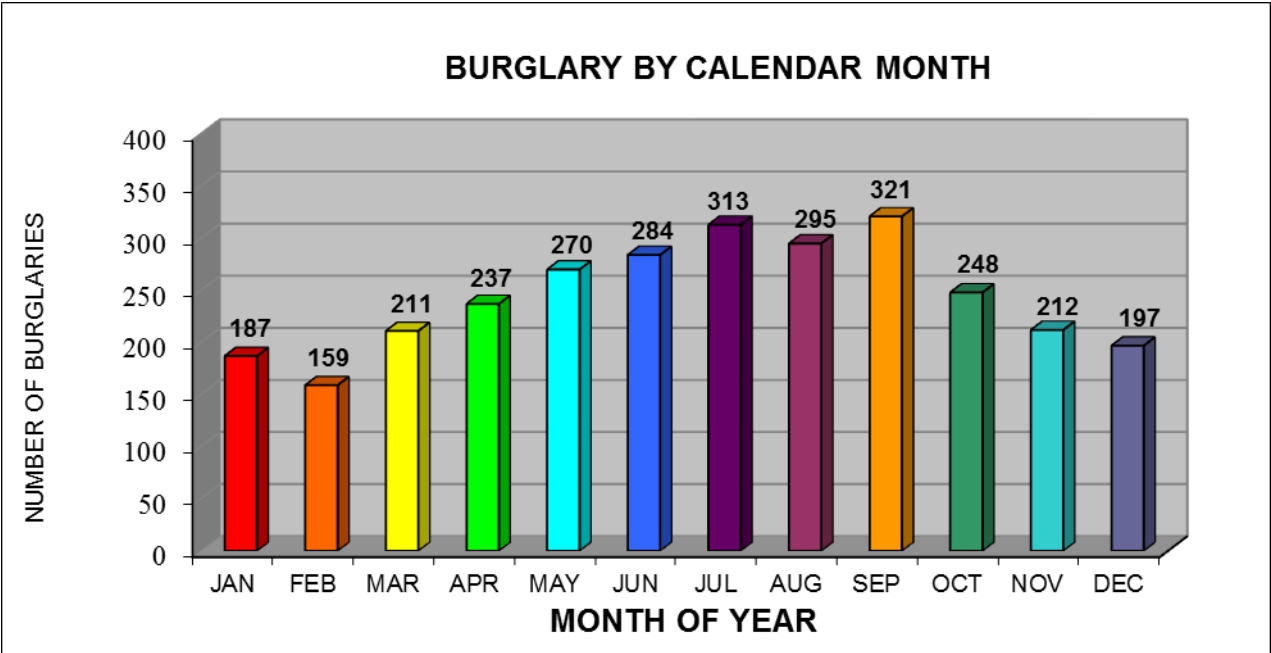
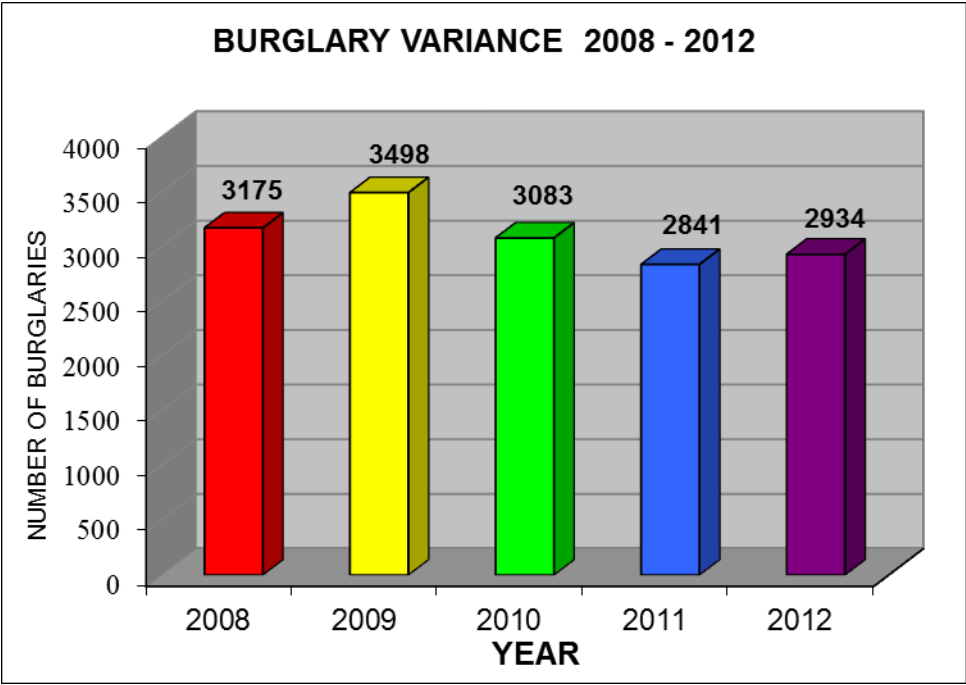
A total of 2,934 burglaries were reported in 2012. This represents 14.6 percent of the property crimes and 12 percent of the total crime index offenses. Arrest data submitted by 33 reporting agencies indicated 30.8 percent of the persons arrested for burglary were under 18 years of age, 69.2 percent were 18 and over, and males constituted 85 percent of the known offenders.

Twenty-eight (28) of the 33 reporting agencies provided more details regarding the place, time of occurrence, and value of property stolen during the burglary. Of the agencies who supplied details regarding the nature of the burglary, 63.7 percent were residential in nature. The estimated value of property loss was \$3,222,819. Thirty-one point four (31.4) percent of the burglaries were reported as occurring at night. Sixty-one point seven (61.7) percent of the burglaries involved forcible entry, 33.1 percent were unlawful entries (without force), and 5.2 percent were forcible entry attempts.

### BURGLARY INDEX AND RATE VARIANCE 2008 – 2012

YEAR	NUMBER	INDEX % CHANGE	RATE % CHANGE
2008	3175	-11.9	-13.3
2009	3498	10.2	7.7
2010	3083	-12.0	-13.4
2011	2841	-7.8	-7.8
2012	2934	3.3	2.0


<sup>5</sup> *Crime in the United States 2011*, <http://www.fbi.gov/about-us/cjis/ucr/crime-in-the-u.s/2011/crime-in-the-u.s.-2011/property-crime/burglary>



## 2012 BURGLARY

### SUMMARY BY TYPE OF ENTRY


ENTRY TYPE	NUMBER	PERCENT
FORCIBLE	1811	61.7%
UNLAWFUL ENTRY – NO FORCE	972	33.1%
ATTEMPTED UNLAWFUL ENTRY	151	5.2%



## 2012 BURGLARY

### SUMMARY BY PLACE AND TIME OF OCCURRENCE

PLACE AND TIME OF ENTRY	NUMBER	PERCENT
RESIDENCE (NIGHT 6PM – 6AM)	331	17.6%
RESIDENCE (DAY 6AM - 6PM)	350	18.7%
RESIDENCE (TIME UNKNOWN)	514	27.4%
NON-RESIDENCE (NIGHT 6PM - 6AM)	259	13.8%
NON-RESIDENCE (DAY 6AM - 6PM)	147	7.8%
NON-RESIDENCE (TIME UNKNOWN)	275	14.7%



## 2012 BURGLARY

### ARREST DISTRIBUTION BY AGE, SEX, AND RACE

AGE GROUP	NUMBER	PERCENT	SEX	
			MALE	FEMALE
12 AND UNDER	9	2.5%	7	2
13 -14	27	7.6%	21	6
15	25	7.1%	20	5
16	24	6.8%	18	6
17	24	6.8%	18	6
18	12	3.4%	11	1
19	19	5.4%	18	1
20	9	2.5%	6	3
21	21	5.9%	19	2
22	13	3.7%	12	1
23	14	4.0%	13	1
24	16	4.5%	15	1
25 - 29	43	12.1%	39	4
30 - 34	28	7.9%	23	5
35 - 39	27	7.6%	26	1
40 - 44	17	4.8%	14	3
45 - 49	14	4.0%	13	1
50 - 54	9	2.5%	6	3
55 - 59	2	0.6%	1	1
60 - 64	1	0.3%	1	
65 AND OVER				
<b>TOTAL</b>	<b>354</b>	<b>100.0%</b>	<b>301</b>	<b>53</b>

ACE	NUMBER	PERCENT
WHITE	192	54.2%
BLACK	40	11.3%
INDIAN	106	29.9%
ASIAN	16	4.5%

THIS PAGE INTENTIONALLY LEFT BLANK



## 2012 LARCENY-THEFT

### DEFINITION

Larceny-theft is the unlawful taking, carrying, leading, or riding away of property from the possession or constructive possession of another. Examples are thefts of bicycles, motor vehicle parts and accessories, shoplifting, pocket-picking, or the stealing of any property or article that is not taken by force, violence, or by fraud. Attempted larcenies are included. Embezzlement, confidence games, forgery, check fraud, etc., are excluded. <sup>6</sup>

### SUMMARY

A total of 15,454 larceny-thefts were reported in 2012. This represents 76.9 percent of the property crimes and 63.2 percent of the total crime index offenses. The reported number of larceny-thefts increased 4.8 percent between 2011 and 2012. Larceny-theft was most prevalent during the month of July and least reported in January. Arrest data submitted by 33 reporting agencies indicated 20.2 percent of the people arrested for larceny-theft were under 18 years of age and 79.8 percent were 18 and over. Sixty-one point one (61.1) percent of the offenders were male.

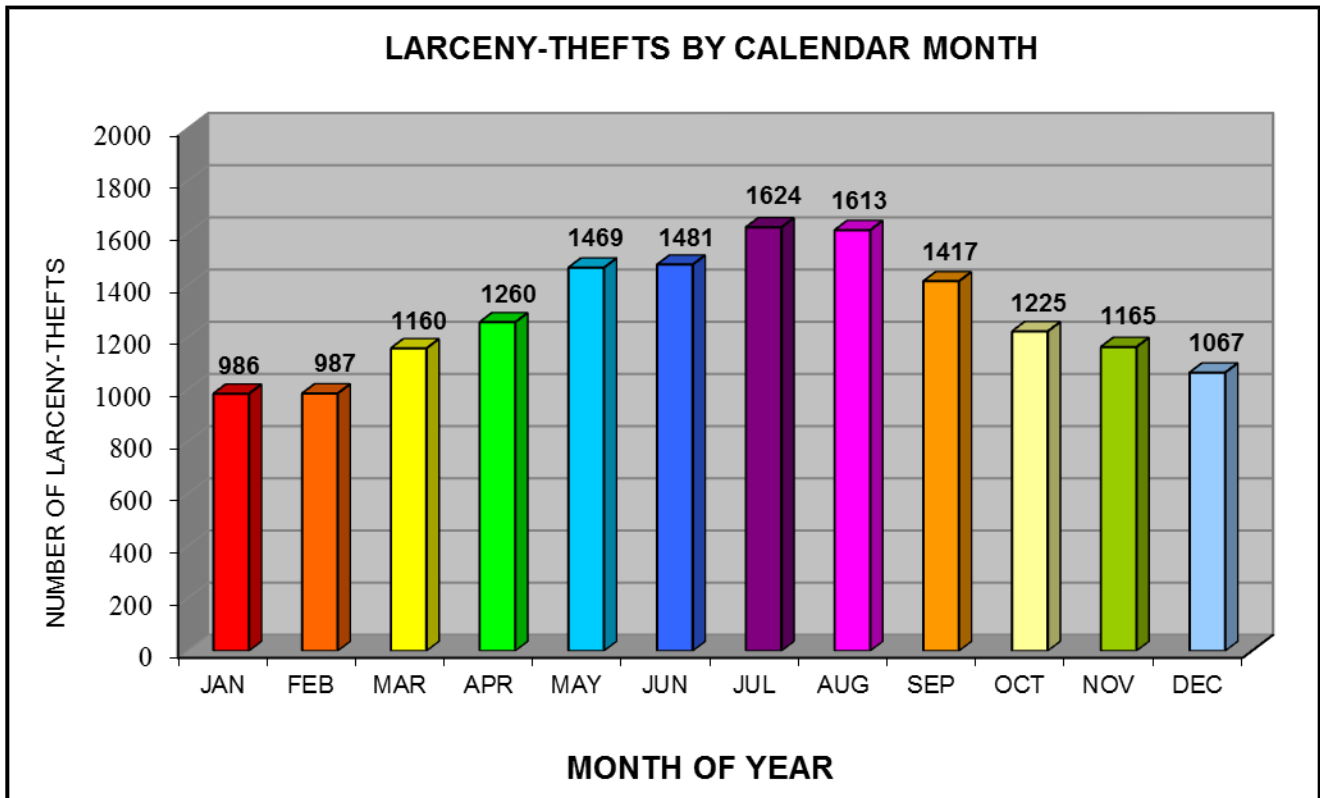
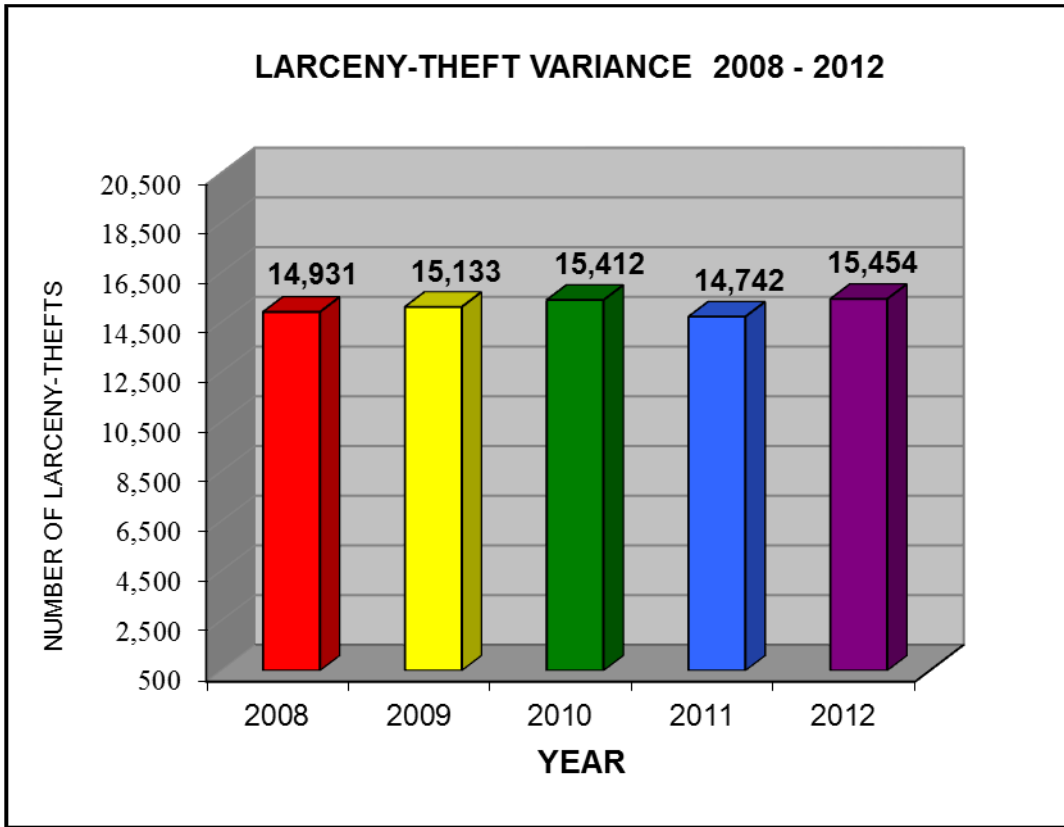
Thirty-one (31) of the agencies provided information regarding the type of larceny. The estimated property loss related to larceny-theft was \$9,607,562. Losses of goods and property reported stolen as a result of pocket-picking totaled \$22,992; purse-snatching, \$9,212; and shoplifting, \$582,238. The value of the property stolen from motor vehicles was \$1,863,857; from buildings, \$3,894,247; and from coin-operated machines, \$4,375. Thefts of motor vehicle accessories totaled \$145,279; and theft of bicycles totaled \$298,527. All other thefts totaled \$2,786,835.

### LARCENY-THEFT INDEX AND RATE VARIANCE 2008 – 2012

YEAR	NUMBER	INDEX % CHANGE	RATE % CHANGE
2008	14,931	-9.7	-11.0
2009	15,133	1.4	-0.9
2010	15,412	2.0	2.4
2011	14,742	-4.3	-4.3
2012	15,454	4.8	3.6

<sup>6</sup> *Crime in the United States 2011*, <http://www.fbi.gov/about-us/cjis/ucr/crime-in-the-u.s/2011/crime-in-the-u.s.-2011/property-crime/larceny-theft>

## 2012 LARCENY-THEFT

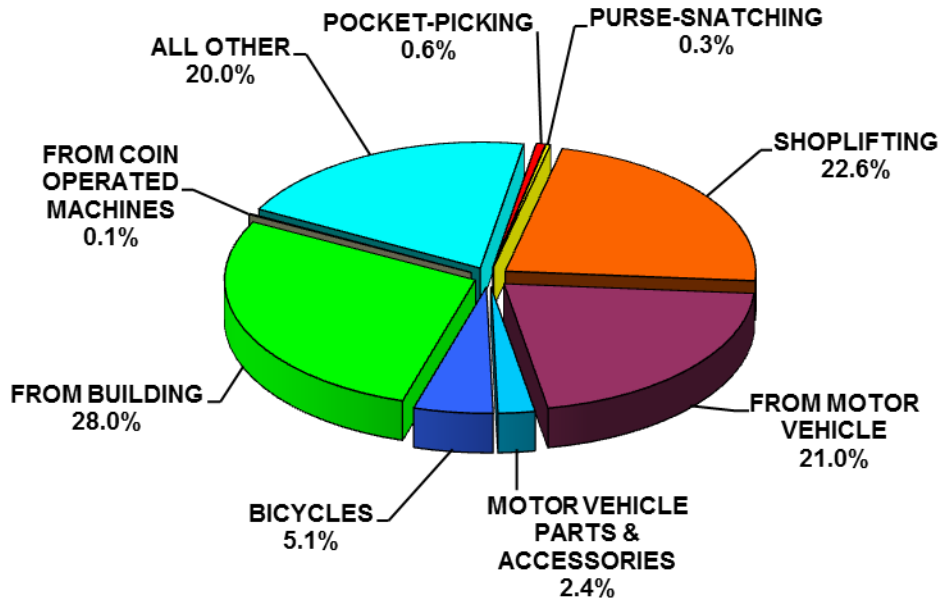


## 2012 LARCENY-THEFT

### SUMMARY BY LARCENY-THEFT TYPE

TYPE	NUMBER	PERCENT
POCKET-PICKING	82	0.6%
PURSE-SNATCHING	38	0.3%
SHOPLIFTING	3075	22.6%
FROM MOTOR VEHICLE	2858	21.0%
MOTOR VEHICLE PARTS & ACCESSORIES	324	2.4%
BICYCLES	696	5.1%
FROM BUILDING	3811	28.0%
FROM COIN OPERATED MACHINES	16	0.1%
ALL OTHER	2729	20.0%

### LARCENY OFFENSE BY CATEGORY



## 2012 LARCENY-THEFT

### ARREST DISTRIBUTION BY AGE, SEX, AND RACE

AGE GROUP	NUMBER	PERCENT	SEX	
			MALE	FEMALE
12 AND UNDER	77	2.5%	47	30
13 - 14	145	4.6%	89	56
15	137	4.4%	85	52
16	134	4.3%	78	56
17	136	4.4%	76	60
18	150	4.8%	100	50
19	138	4.4%	74	64
20	145	4.6%	88	57
21	139	4.5%	92	47
22	106	3.4%	58	48
23	109	3.5%	66	43
24	91	2.9%	54	37
25 - 29	438	14.0%	241	197
30 - 34	320	10.3%	191	129
35 - 39	186	6.0%	109	77
40 - 44	194	6.2%	130	64
45 - 49	185	5.9%	124	61
50 - 54	159	5.1%	114	45
55 - 59	82	2.6%	61	21
60 - 64	31	1.0%	18	13
65 AND OVER	19	0.6%	11	8
<b>TOTAL</b>	<b>3121</b>	<b>100.0%</b>	<b>1906</b>	<b>1215</b>

RACE	NUMBER	PERCENT
WHITE	1860	59.6%
BLACK	298	9.5%
INDIAN	807	25.9%
ASIAN	156	5.0%

## 2012 MOTOR VEHICLE THEFT

### DEFINITION

Motor vehicle theft is the theft or attempted theft of a motor vehicle. In the UCR Program, a motor vehicle is a self-propelled vehicle which runs on land surfaces and not on rails. Examples of motor vehicles include sport utility vehicles, automobiles, trucks, buses, motorcycles, motor scooters, all-terrain vehicles, and snowmobiles. Motor vehicle theft does not include farm equipment, bulldozers, airplanes, construction equipment or water craft such as motorboats, sailboats, houseboats, or jet skis. The taking of a motor vehicle for temporary use by persons having lawful access is excluded from this definition. <sup>7</sup>

### SUMMARY

A total of 1,517 motor vehicle thefts were reported during 2012. Monthly figures indicate that more vehicles were stolen in April than any other month in 2012, while the fewest number were stolen in January. Arrest data submitted by 33 reporting agencies indicated 22.7 percent of the persons arrested for motor vehicle thefts were under 18 years of age and 77.3 percent were 18 and over. Eighty point six (80.6) percent of the arrested offenders were male.

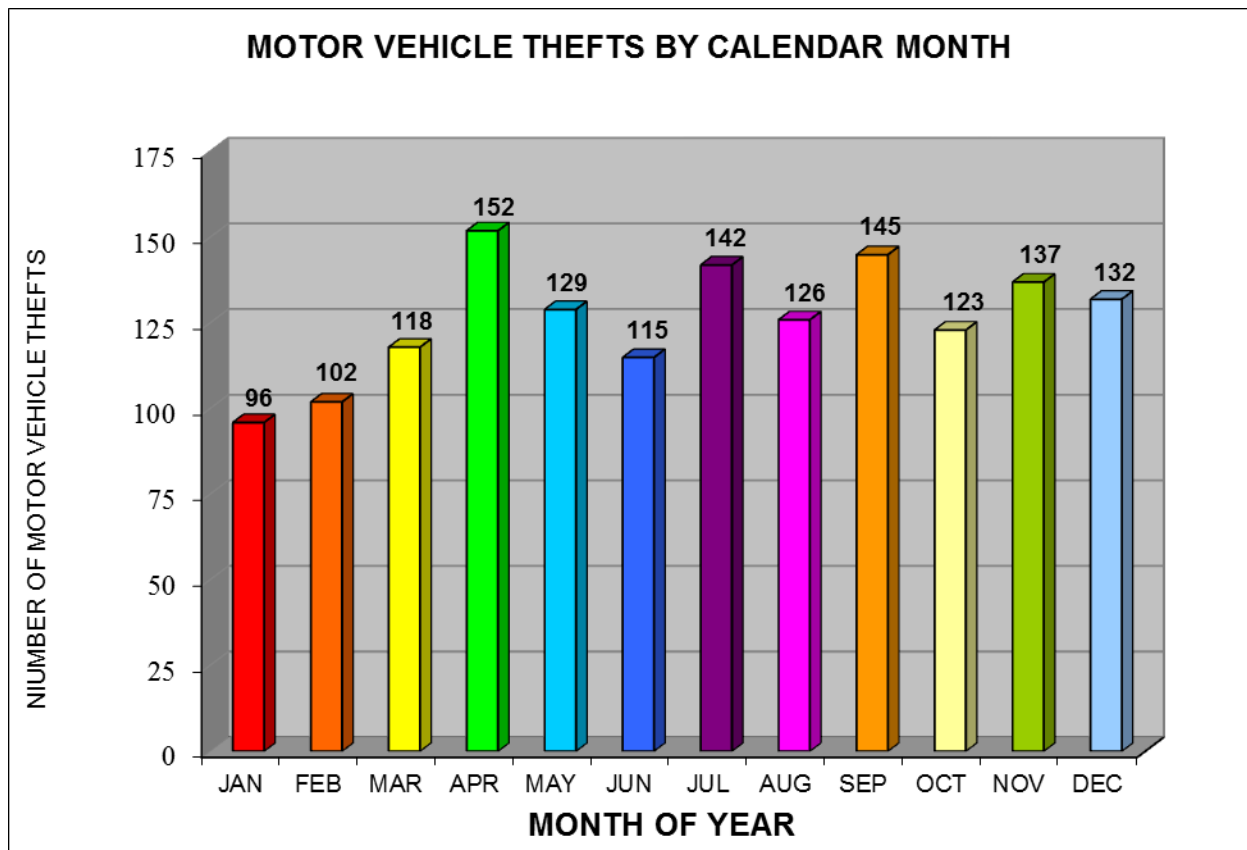
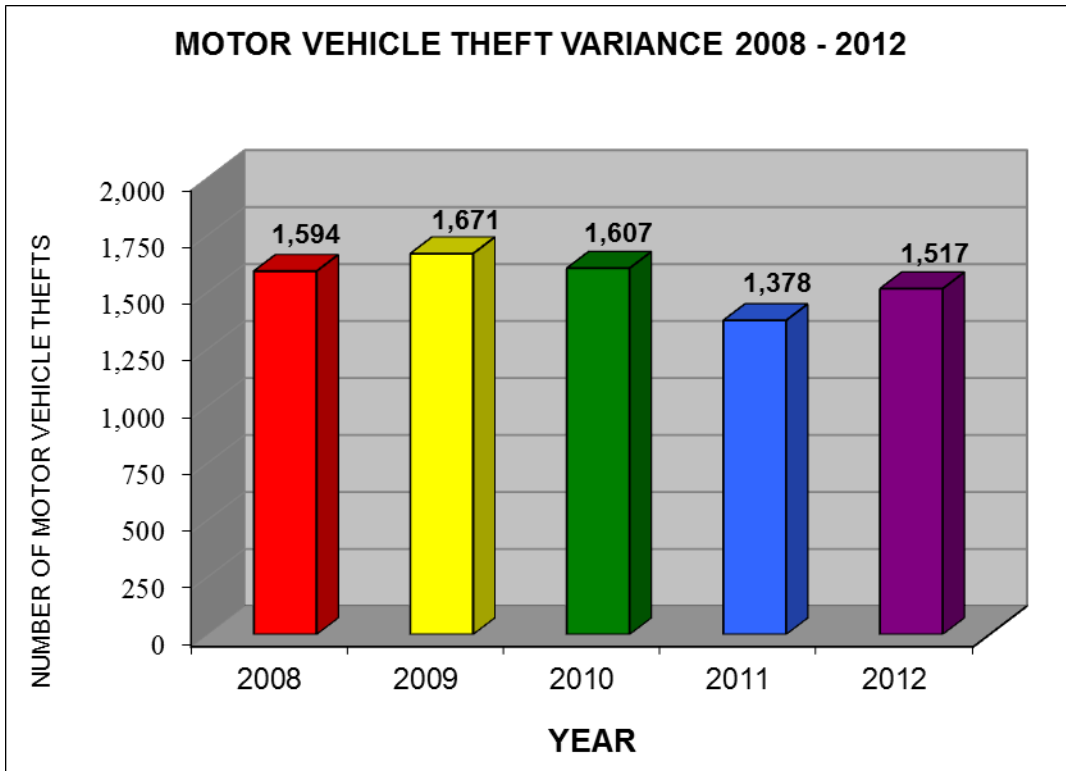
Thirty-one (31) of the 33 agencies reported the offense of motor vehicle theft. The estimated property loss related to motor vehicle theft was \$9,407,280.

#### MOTOR VEHICLE THEFT INDEX AND RATE VARIANCE 2008 - 2012

YEAR	NUMBER	INDEX % CHANGE	RATE % CHANGE
2008	1,594	-32.9	-33.9
2009	1,671	4.8	2.5
2010	1,607	-4.0	-5.5
2011	1,378	-14.3	-14.2
2012	1,516	10.0	8.7

<sup>7</sup> *Crime in the United States 2011*, <http://www.fbi.gov/about-us/cjis/ucr/crime-in-the-u.s/2011/crime-in-the-u.s.-2011/property-crime/motor-vehicle-theft>

## 2012 MOTOR VEHICLE THEFT



## 2011 MOTOR VEHICLE THEFT

### ARREST DISTRIBUTION BY AGE, SEX, AND RACE

AGE GROUP	NUMBER	PERCENT	SEX	
			MALE	FEMALE
12 AND UNDER	6	2.8%	6	
13 -14	13	6.0%	9	4
15	10	4.6%	9	1
16	9	4.2%	9	
17	11	5.1%	9	2
18	6	2.8%	6	
19	11	5.1%	10	1
20	10	4.6%	8	2
21	8	3.7%	7	1
22	11	5.1%	7	4
23	11	5.1%	9	2
24	9	4.2%	8	1
25 - 29	40	18.5%	28	12
30 - 34	23	10.6%	19	4
35 - 39	12	5.6%	9	3
40 - 44	11	5.1%	8	3
45 - 49	8	3.7%	7	1
50 - 54	4	1.9%	4	
55 - 59	2	0.9%	2	
60 - 64	1	0.5%		1
65 AND OVER				
<b>TOTAL</b>	<b>216</b>	<b>100.0%</b>	<b>174</b>	<b>42</b>

RACE	NUMBER	PERCENT
WHITE	91	42.1%
BLACK	32	14.8%
INDIAN	82	38.0%
ASIAN	11	5.1%

THIS PAGE INTENTIONALLY LEFT BLANK



OFFENSES KNOWN TO LAW ENFORCEMENT

(1) Classification of Offense	(2) Offenses Reported	(3) Unfounded Offenses	(4) Actual Offenses	(5) Offenses Cleared	(6) Juveniles Only
CRIMINAL HOMICIDE					
MURDER/NONNEG MANSLAUGHTER	36	6	30	25	1
MANSLAUGHTER BY NEGLIGENCE	4	1	3	3	
TOTAL	40	7	33	28	1
FORCIBLE RAPE					
RAPE BY FORCE	550	48	502	154	8
ATTEMPTED FORCIBLE RAPE	79	2	77	40	
TOTAL	629	50	579	194	8
ROBBERY					
FIREARM	125	1	124	36	2
KNIFE/CUTTING INSTRUMENT	68	1	67	21	
OTHER DANGEROUS WEAPON	57		57	20	
STRONG-ARM (HANDS, FISTS)	387	9	378	131	7
TOTAL	637	11	626	208	9
ASSAULT					
FIREARM	556	7	549	397	19
KNIFE OR CUTTING INSTRUMENT	605	8	597	439	32
OTHER DANGEROUS WEAPON	785	11	774	551	49
HANDS, FIST, FEET, AGGRAVATED	1241	15	1226	806	45
OTHER ASSAULTS - SIMPLE	9367	341	9026	5654	367
TOTAL	12554	382	12172	7847	512
BURGLARY					
FORCIBLE ENTRY	1835	24	1811	256	37
UNLAWFUL ENTRY - NO FORCE	992	20	972	123	17
ATTEMPTED FORCIBLE ENTRY	163	12	151	17	3
TOTAL	2990	56	2934	396	57
LARCENY-THEFT					
THEFT (EX MOTOR VEHICLE)	15826	372	15454	3429	493
TOTAL	15826	372	15454	3429	493
MOTOR VEHICLE THEFT					
AUTOS	1017	98	919	203	29
TRUCKS AND BUSES	338	33	305	70	9
OTHER VEHICLES	305	12	293	50	11
TOTAL	1660	143	1517	323	49
<b>GRAND TOTAL</b>	<b>34336</b>	<b>1021</b>	<b>33315</b>	<b>12425</b>	<b>1129</b>

The calculations represented in Crime in Alaska are made utilizing the index offense totals for the current and previous year, as well as population estimates provided by the FBI. Offense totals only include agencies who have reported crime data for all 12 months.

\*PROPERTY STOLEN BY CLASSIFICATION--Includes partial year AST data (January)

CLASSIFICATION OF OFFENSES	NUMBER ACTUAL OFFENSES	VALUE OF PROPERTY STOLEN
MURDER/NONNEG MANSLAUGHTER	22	\$ 400
FORCIBLE RAPE	453	\$ 1,477
ROBBERY		
HIGHWAY (STREET, ALLEYS, ETC.)	320	\$ 90,641
COMMERCIAL HOUSE	101	\$ 73,590
GAS OR SERVICE STATION	6	\$ 702
CONVENIENCE STORE	8	\$ 2,894
RESIDENCE	80	\$ 99,596
BANK	8	\$ 7,623
MISCELLANEOUS	68	\$ 23,631
TOTAL ROBBERY	591	\$ 298,677
BURGLARY		
RESIDENCE (DWELLING)		
NIGHT (6PM-6AM)	331	\$ 273,719
DAY (6AM-6PM)	350	\$ 569,598
UNKNOWN	514	\$ 1,271,916
NON-RESIDENCE (STORE ETC.)		
NIGHT (6PM-6AM)	259	\$ 301,782
DAY (6AM-6PM)	147	\$ 183,859
UNKNOWN	275	\$ 621,945
TOTAL BURGLARY	1876	\$ 3,222,819
LARCENY-THEFT		
\$200 AND OVER	6610	\$ 9,265,071
\$50 TO \$200	2648	\$ 282,174
UNDER \$50	4371	\$ 59,331
TOTAL	13629	\$ 9,606,576
6X. NATURE OF LARCENIES UNDER ITEM 6		
POCKET-PICKING	82	\$ 22,992
PURSE-SNATCHING	38	\$ 9,212
SHOPLIFTING	3075	\$ 582,238
FROM MOTOR VEHICLE	2858	\$ 1,863,857
MOTOR VEHICLE PARTS & ACCESSORIES	324	\$ 145,279
BICYCLES	696	\$ 298,527
FROM BUILDING(EX C&H)	3811	\$ 3,894,247
FROM COIN-OP MACHINES	16	\$ 4,375
ALL OTHER	2729	\$ 2,786,835
TOTAL LARCENY	13629	\$ 9,607,562
MOTOR VEHICLE THEFT	1233	\$ 9,407,280
STOLEN & RECOVERED LOCALLY	860	\$ 707,230
STOLEN LOCALLY & RECOVERED OTHER	49	\$ 17,285
TOTAL STOLEN OTHER & RECOVERED LOCAL	909	\$ 724,515
STOLEN IN OTHER JURIS & RECOVERED LOCALLY	10	
TOTAL MOTOR VEHICLE THEFT	1233	\$ 9,407,280
<b>GRAND TOTAL</b>	<b>17804</b>	<b>\$ 22,537,229</b>

\*PROPERTY BY TYPE AND VALUE--Includes partial year AST data (January)

Type of Property (1)	Monetary Value of Property Stolen in Your Jurisdiction	
	STOLEN (2)	RECOVERED (3)
CURRENCY, NOTES, ETC.	\$ 1,670,405	\$ 343,158
JEWELRY & PRECIOUS METALS	\$ 2,063,734	\$ 349,028
CLOTHING AND FURS	\$ 627,087	\$ 106,191
LOCALLY STOLEN MOTOR VEHICLE	\$ 9,760,360	\$ 8,101,140
OFFICE EQUIPMENT	\$ 872,310	\$ 77,087
TV, RADIOS, CAMERAS, ETC.	\$ 1,116,391	\$ 128,477
FIREARMS	\$ 381,570	\$ 74,518
HOUSEHOLD GOODS	\$ 273,916	\$ 25,549
CONSUMABLE GOODS	\$ 224,555	\$ 38,353
LIVESTOCK	\$ 1,101	
MISCELLANEOUS	\$ 5,625,870	\$ 976,396
<b>GRAND TOTAL</b>	<b>\$ 22,617,299</b>	<b>\$ 10,219,897</b>

\*AGE, SEX AND RACE OF PERSONS ARRESTED--Includes partial year AST data (January)  
18 Years of age and over

CLASSIFICATIONS OF OFFENSES	UCR	SEX	AGE																TOT	RACE			
			18	19	20	21	22	23	24	25 29	30 34	35 39	40 44	45 49	50 54	55 59	60 64	65 OV		WHT	BLK	IND	ASN
MURDER/NONNEG MANSLAUGHTER	01A	M				1	1		3	3	3	1	2		2				16	7	4	3	2
		F								1			2						3		1	2	
MANSLAUGHTER BY NEGLIGENCE	01B	M											1						1	1			
		F																					
RAPE BY FORCE	02	M	1	2	2	5	3	3	4	18	14	4	12	7	5	5	1	1	87	23	11	52	1
		F																					
ROBBERY	03	M	15	14	16	9	7	5	9	29	16	6	8	9	3	3	1		150	57	30	50	13
		F	4	4	3	2	3	1	2	8	4	2	2	2	2	1			40	19	6	15	
AGGRAVATED ASSAULT	04	M	22	27	42	39	44	43	42	223	158	108	93	92	60	35	10	10	1048	468	136	374	70
		F	6	8	13	16	9	12	8	47	45	19	34	25	17	8	3	2	272	86	26	144	16
BURGLARY	05	M	11	18	6	19	12	13	15	39	23	26	14	13	6	1	1		217	116	16	80	5
		F	1	1	3	2	1	1	1	4	5	1	3	1	3	1			28	17	2	9	
LARCENY	06	M	100	74	88	92	58	66	54	241	191	109	130	124	114	61	18	11	1531	869	142	468	52
		F	50	64	57	47	48	43	37	197	129	77	64	61	45	21	13	8	961	632	78	211	40
MOTOR VEHICLE THEFT	07	M	6	10	8	7	7	9	8	28	19	9	8	7	4	2			132	63	16	43	10
		F		1	2	1	4	2	1	12	4	3	3	1			1		35	14	5	16	
OTHER ASSAULTS	08	M	45	72	83	101	105	129	111	538	391	301	259	267	197	77	33	21	2730	1141	253	1227	109
		F	36	33	55	68	61	66	64	284	160	119	104	86	70	24	8	5	1243	405	61	723	54
ARSON	09	M	2	2	2	1		2		1	3		1	1	2				17	8		7	2
		F	1							1			1	1	1				5	3		2	
FORGERY	10	M	1	3			1	3	1	6	9	5	5	4	1		1	1	41	24	6	9	2
		F	1	2	1		2	1	1	3	4	4		1	1				21	14	6	1	
FRAUD	11	M	2	2	3	3	5	1	1	18	13	6	6	9	6	2	2	1	80	45	11	23	1
		F	2	8	3	2	4	2	3	16	15	8	4	6	4	1			78	35	11	26	6
EMBEZZLEMENT	12	M	5	7	5	4	2	4	4	5	3	3	2			1			45	21	8	3	13
		F	6	3	6	4	3	3	1	4	3	2	4	2	5				46	22	6	3	15
STOLEN PROPERTY	13	M	1	2	1	2				1	1			1					9	6	1	1	1
		F	1							1	1								3	3			
VANDALISM	14	M	30	30	29	29	20	27	31	121	66	45	31	21	19	9	3	1	512	249	53	181	29
		F	5	4	11	12	15	12	11	44	25	10	8	8	8	2	4	1	180	76	22	74	8
WEAPONS	15	M	14	8	8	14	11	9	15	44	28	15	14	7	8	3	5	1	204	124	24	41	15
		F						2	1	3		1	2			2			11	6	1	4	
PROSTITUTION	16	M			1		2			2	5	3	2	3	4	3	1	1	27	18	2	1	6
		F			1					4	2	1	2		1				11	5	2	4	

\*AGE, SEX AND RACE OF PERSONS ARRESTED--Includes partial year AST data (January)  
18 Years of age and over

CLASSIFICATIONS OF OFFENSES	UCR	SEX	AGE																TOT	RACE								
			18	19	20	21	22	23	24	25	29	30	34	35	39	40	44	45		49	50	54	55	59	60	64	65	OV
SEX OFFENSES	17	M	3	6	9	9	10	2	8	29	23	22	27	46	23	15	8	3	243	88	10	139	6					
		F					1			2			2	1					6	1		5						
DRUG/SALE/MAN	180	M	16	6	12	12	7	9	9	50	40	26	9	19	10	6	5	1	237	147	34	43	13					
		F	6	4	9	6	2	3	1	18	11	7	3	4	6	1	1		82	61	4	17						
NARCOTICS	180a	M	2	1	1	2	1	1	6	23	13	5	3	8	5	3	2	76	46	19	7	4						
		F	3	1	4	3	1			6	4	2	2	2	4	1		33	25	2	6							
MARIJUANA	180b	M	5		3	4	3	3	2	8	6	8		5		3	1	51	30	6	15							
		F	1		2	1				5					1		1	11	7	1	3							
SYNTHETIC NARC	180c	M	1		3			2	1	6	9	7	3	4	2		1	39	26	1	4	8						
		F		1	1			2		3	3	2	1	2	1			16	12	1	3							
OTHER/NON-NARC	180d	M	8	5	5	6	3	3		13	12	6	3	2	3		1	1	71	45	8	17	1					
		F	2	2	2	2	1	1	1	4	4	3							22	17		5						
DRUG/POSSESSIO N	185	M	70	61	61	53	53	28	31	120	104	57	23	34	23	17	4	3	742	499	68	141	34					
		F	11	13	14	16	11	8	11	48	27	18	10	10	5	8	3	1	214	137	10	63	4					
NARCOTICS	185e	M	3	3	7	8	9	5	4	19	22	12	7	7	7	3	1	1	118	77	21	17	3					
		F		2	3	4	2		3	13	3	5	3	1		3			42	28		13	1					
MARIJUANA	185f	M	63	52	51	37	40	19	23	73	64	30	12	18	10	12	3	2	509	346	40	105	18					
		F	11	7	7	8	6	4	6	25	16	9	7	5	3	5	1	1	121	72	8	40	1					
SYNTHETIC NARC	185g	M		1		5	3	2	2	12	15	12	4	5	4	1		66	42	4	8	12						
		F		3	3	2	3	2	2	8	3	4		2	2		1	35	26	2	5	2						
OTHER/NON-NARC	185h	M	4	5	3	3	1	2	2	16	3	3		4	2	1		49	34	3	11	1						
		F		1	1	2		2		2	5			2			1	16	11		5							
GAMBLING	19	M																1				1						
		F																										
BOOKMAKING	19a	M																										
		F																										
NUMBERS	19b	M																										
		F																										
OTHER GAMBLING	19c	M									1							1				1						
		F																										
FAMILY/CHILD	20	M		1	1	5	3	4		19	22	7	11	8		3		1	85	42	6	34	3					
		F		1	4	1	2	8	6	42	38	21	21	8	2	4			158	54	9	91	4					
DRIVING INFLUENCE	21	M	38	65	58	119	101	95	82	402	317	202	196	173	192	89	44	39	2212	1536	160	435	81					
		F	16	17	31	57	43	32	36	186	124	90	75	79	54	33	11	5	889	547	34	277	31					

\*AGE, SEX AND RACE OF PERSONS ARRESTED--Includes partial year AST data (January)  
18 Years of age and over

CLASSIFICATIONS OF OFFENSES	UCR	SEX	AGE																	TOT	RACE			
			18	19	20	21	22	23	24	25 29	30 34	35 39	40 44	45 49	50 54	55 59	60 64	65 OV	WHT		BLK	IND	ASN	
LIQUOR LAWS	22	M	182	225	231	23	16	11	19	58	45	39	37	44	37	26	8		1001	432	48	487	34	
		F	126	154	149	11	12	8	17	35	23	11	11	18	11	7	2	1	596	218	30	336	12	
DRUNKENNESS	23	M		2	2		2	2	2	5	7		4	2	5	2	1		36	5		30	1	
		F	1	1		2	2	2		4	1	2	2	1	3				21	2		19		
DISORDERLY CONDUCT	24	M	12	20	23	51	40	41	38	175	111	65	77	76	56	29	17	8	839	300	98	404	37	
		F	3	3	10	20	13	17	13	67	30	42	32	25	27	11	2	1	316	69	21	216	10	
VAGRANCY	25	M									1								1			1		
		F																						
ALL OTHER	26	M	243	310	389	432	354	311	336	1545	1067	731	723	740	571	312	108	130	8302	4643	951	2204	504	
		F	86	143	163	193	143	156	123	650	425	309	292	236	169	70	28	39	3225	1574	237	1265	149	
SUSPICION	27	M		1															1	1				
		F													1				1			1		
CURFEW	28	M																						
		F																						
TOTAL BY SEX		M	819	968	1080	1030	864	817	823	3720	2681	1790	1695	1707	1348	701	271	233	20547	10933	2088	6481	1045	
		F	362	464	535	460	379	379	337	1681	1076	747	681	576	435	194	76	63	8445	4000	572	3524	349	
GRAND TOTAL			1181	1432	1615	1490	1243	1196	1160	5401	3757	2537	2376	2283	1783	895	347	296	28992	14933	2660	1000 5	1394	

\*AGE, SEX AND RACE OF PERSONS ARRESTED--Includes partial year AST data (January)  
under 18 Years of age

CLASSIFICATIONS OF OFFENSES	UCR	SEX	AGE					TOT	RACE				
			Under 10	10-12	13-14	15	16		17	WHT	BLK	IND	ASN
MURDER/NONNEG MANSLAUGHTER	01A	M											
		F											
MANSLAUGHTER BY NEGLIGENCE	01B	M											
		F											
RAPE BY FORCE	02	M			2	2			4	2		2	
		F											
ROBBERY	03	M			1	1	9	3	14	4	6	1	3
		F		1		1			2		2		
AGGRAVATED ASSAULT	04	M	1	6	21	20	18	18	84	49	11	15	9
		F		2	6	5	6	6	25	10	11	2	2
BURGLARY	05	M	6	17	20	23	12	12	90	36	4	49	1
		F		3	8	3	1	5	20	8		12	
LARCENY	06	M	2	45	89	85	78	76	375	202	50	85	38
		F		30	56	52	56	60	254	157	28	43	26
MOTOR VEHICLE THEFT	07	M	1	5	9	9	9	9	42	14	9	18	1
		F			4	1		2	7		2	5	
OTHER ASSAULTS	08	M		26	45	30	34	51	186	76	30	67	14
		F		10	29	29	34	32	134	57	14	60	2
ARSON	09	M	1	4	3	3	1		12	3		4	5
		F	1	2					3		1		2
FORGERY	10	M						1	1		1		
		F											
FRAUD	11	M					2	1	3	2	1		
		F		1					1	1			
EMBEZZLEMENT	12	M					2	2	4	1	1		2
		F					3	7	10	6	1		3
STOLEN PROPERTY	13	M			1		1	2	4	3	1		
		F						2	2	2			
VANDALISM	14	M	3	14	39	21	20	19	116	50	8	48	10
		F	2	1	10	3	3	1	20	11	2	6	1
WEAPONS	15	M		2	9	6	3	4	24	19	1	3	1
		F		2	1				3	2		1	
PROSTITUTION	16	M											
		F											

\*AGE, SEX AND RACE OF PERSONS ARRESTED--Includes partial year AST data (January)  
under 18 Years of age

CLASSIFICATIONS OF OFFENSES	UCR	SEX	AGE						TOT	RACE			
			Under 10	10-12	13-14	15	16	17		WHT	BLK	IND	ASN
SEX OFFENSES	17	M			15	3	6	3	27	15	1	11	
		F				1	1	1	3	1	1	1	
<b>DRUG/SALE/MAN</b>	180	M			6	12	16	12	46	32	4	8	2
		F		1	1	7	3	5	17	10		7	
NARCOTICS	180a	M					2	1	3	3			
		F		1				1	2	2			
MARIJUANA	180b	M			3	3	4	4	14	9		4	1
		F			1	2	2	1	6	5		1	
SYNTHETIC NARC	180c	M				1			1		1		
		F				2			2			2	
OTHER/NON-NARC	180d	M			3	8	10	7	28	20	3	4	1
		F				3	1	3	7	3		4	
<b>DRUG/POSSESSION</b>	185	M		11	41	42	46	53	193	139	18	28	8
		F			11	17	15	27	70	52	2	12	4
NARCOTICS	185e	M				1	1	1	3	3			
		F						1	1	1			
MARIJUANA	185f	M		11	37	35	43	50	176	127	16	25	8
		F			9	16	14	24	63	46	2	11	4
SYNTHETIC NARC	185g	M			2				2	2			
		F			1	1		1	3	2		1	
OTHER/NON-NARC	185h	M			2	6	2	2	12	7	2	3	
		F			1			2	3	3			
<b>GAMBLING</b>	19	M											
		F											
BOOKMAKING	19a	M											
		F											
NUMBERS	19b	M											
		F											
OTHER GAMBLING	19c	M											
		F											
FAMILY/CHILD	20	M											
		F											
DRIVING INFLUENCE	21	M			2	1	3	18	24	16	2	5	1
		F			1		2	5	8	3		4	1



\*AGE, SEX AND RACE OF PERSONS ARRESTED--Includes partial year AST data (January)  
under 18 Years of age

CLASSIFICATIONS OF OFFENSES	UCR	SEX	AGE						TOT	RACE			
			Under 10	10-12	13-14	15	16	17		WHT	BLK	IND	ASN
LIQUOR LAWS	22	M			7	39	61	116	223	119	15	81	8
		F		2	27	34	62	94	219	105	14	96	4
DRUNKENNESS	23	M			1	1	2	1	5		1	4	
		F				1	3	2	6	1		5	
DISORDERLY CONDUCT	24	M		2	6	5	3	4	20	9	2	7	2
		F			3		1	5	9	4		4	1
VAGRANCY	25	M											
		F											
ALL OTHER	26	M	2	16	39	25	50	93	225	104	30	77	14
		F		4	16	22	38	50	130	58	20	42	10
SUSPICION	27	M											
		F											
CURFEW	28	M			2		4		6	1		5	
		F			6	1	1	1	9	3		6	
RUN-AWAYS	29	M											
		F											
TOTAL BY SEX		M	16	148	358	328	380	498	1728	896	196	518	119
		F	3	59	179	177	229	305	952	491	98	306	56
<b>GRAND TOTAL</b>			<b>19</b>	<b>207</b>	<b>537</b>	<b>505</b>	<b>609</b>	<b>803</b>	<b>2680</b>	<b>1387</b>	<b>294</b>	<b>824</b>	<b>175</b>

ARSON OFFENSES KNOWN TO LAW ENFORCEMENT

1 Property Classification	2 Offenses Reported or Known to Police (Include Unfounded and attempts)	3 Unfounded, i.e. False or Baseless Complaints	4 Number of Actual Offenses (Column 2 Minus Column 3) (Include Attempts)	5 Total Offenses Cleared by Arrest or Exceptional Means (Include Column 6)	6 Number of Clearances Involving Only Persons Under 18 Years of Age	7 Offenses Where Structures Uninhabited, Abandoned, or not Normally in Use	8 Estimated Value of Property Damage
STRUCTURAL							
A. Single Occupancy Residential: Houses, Townhouses, Duplexes, etc.	34		34	9		13	\$878,376
B. Other Residential: Apartments, Tenements, Flats, Hotels, Motels, Inns, Dormitories, Boarding Houses, etc.	19		19	16	8	2	\$497,074
C. Storage: Barns, Garages, Warehouses, etc.	5		5	3	3	5	\$32,006
D. Industrial/Manufacturing:							
E. Other Commercial: Stores, Restaurants, Offices, etc.	9		9	2	1	4	\$248,153
F. Community/Public: Churches, Jails, Schools, Colleges, Hospitals, etc.	14		14	9	7	2	\$32,921
G. All Other Structure: Out Buildings, Monuments, Buildings Under Constructions, etc.	7		7	4		5	\$9,180
TOTAL	88		88	43	19	31	\$1,697,710
MOBILE							
H. Motor Vehicles: Automobiles, Trucks, Buses, Motorcycles, etc. UCR Definition	45		45	11	1	28	\$268,069
I. Other Mobile Property: Trailers, Recreational Vehicles, Airplanes, Boats, etc.	6		6	2		4	\$125,500
TOTAL	51		51	13	1	32	\$393,569
OTHER							
J. TOTAL OTHER Crops, Timber, Fences, Signs, etc.	48		48	13	6	39	\$71,056
TOTAL	48		48	13	6	39	\$71,056
<b>GRAND TOTAL</b>	<b>187</b>		<b>187</b>	<b>69</b>	<b>26</b>	<b>102</b>	<b>\$2,162,335</b>

LAW ENFORCEMENT OFFICERS KILLED OR ASSAULTED

Type of Activity	Total assaults by weapon	Type of Weapon				Type of Assignment						Officer assaults cleared	
		Firearm	Knife or other cutting instrument	Other dangerous weapon	Hands, fists, etc.	Two-officer vehicle	One-officer vehicle		Detective or special assgn.		Other		
							Alone	Asst	Alone	Ast	Alone		Asst
A	B	C	D	E	F	G	H	I	J	K	L	M	
1. Responding to disturbance calls (family quarrels, person with firearm, etc.	216	29	12	13	162	9	47	149		2	8	1	204
2. Burglaries in progress or pursuing burglary suspects	2			1	1			2					2
3. Robberies in progress or pursuing robbery suspects													
4. Attempting other arrests	60	2		5	53	4	10	42		3	1		55
5. Civil disorder (riot, mass disobedience, etc.)	1				1		1						1
6. Handling, transporting, custody of prisoners	63	1		3	59	3	11	48			1		61
7. Investigating suspicious persons or circumstances	34	11	1	2	20	2	13	18				1	27
8. Ambush – no warning													
9. Mentally deranged	6				6			6					6
10. Traffic pursuits and stops	47	6	1	20	20	2	13	28		3	1		43
11. All other	44	6	3	4	31	1	15	20			4	4	40
<b>12. TOTAL (1-11)</b>	<b>473</b>	<b>55</b>	<b>17</b>	<b>48</b>	<b>353</b>	<b>21</b>	<b>110</b>	<b>313</b>		<b>8</b>	<b>15</b>	<b>6</b>	<b>439</b>
13. Number with person injury	51	4	1	6	40								
14. Number without personal injury	422	51	16	42	313								

15. TIME OF ASSAULTS	12 AM	2 AM	4 AM	6 AM	8 AM	10 AM	NOON	2 PM	4 PM	6 PM	8 PM	10 PM	UNK
	59	64	34	12	17	20	18	40	39	46	65	59	

OFFENSES KNOWN TO LAW ENFORCEMENT

(1) Classification of Offense	(2) Offenses Reported	(3) Unfounded Offenses	(4) Actual Offenses	(5) Offenses Cleared	(6) Juveniles Only
CRIMINAL HOMICIDE					
MURDER/NONNEG MANSLAUGHTER	12	4	8	6	1
MANSLAUGHTER BY NEGLIGENCE	3	1	2	2	
TOTAL	15	5	10	8	1
FORCIBLE RAPE					
RAPE BY FORCE	135	12	123	57	3
ATTEMPTED FORCIBLE RAPE	14		14	11	
TOTAL	149	12	137	68	3
ROBBERY					
FIREARM	13		13	6	
KNIFE/CUTTING INSTRUMENT					
OTHER DANGEROUS WEAPON	6		6	4	
STRONG-ARM (HANDS, FISTS)	19	1	18	8	
TOTAL	38	1	37	18	
ASSAULT					
FIREARM	272	1	271	216	7
KNIFE OR CUTTING INSTRUMENT	133		133	90	10
OTHER DANGEROUS WEAPON	136		136	88	6
HANDS, FIST, FEET, AGGRAVATED	208	2	206	155	4
OTHER ASSAULTS - SIMPLE	1961	39	1922	1020	22
TOTAL	2710	42	2668	1569	49
BURGLARY					
FORCIBLE ENTRY	674	3	671	76	13
UNLAWFUL ENTRY - NO FORCE	433	4	429	46	7
ATTEMPTED FORCIBLE ENTRY	33		33	4	
TOTAL	1140	7	1133	126	20
LARCENY-THEFT					
THEFT (EX MOTOR VEHICLE)	1995	40	1955	84	6
TOTAL	1995	40	1955	84	6
MOTOR VEHICLE THEFT					
AUTOS	109	10	99	28	3
TRUCKS AND BUSES	73	5	68	17	2
OTHER VEHICLES	117	6	111	18	7
TOTAL	299	21	278	63	12
<b>GRAND TOTAL</b>	<b>6346</b>	<b>128</b>	<b>6218</b>	<b>1936</b>	<b>91</b>

\*\*PROPERTY STOLEN BY CLASSIFICATION--Only January data reported

CLASSIFICATION OF OFFENSES	NUMBER ACTUAL OFFENSES	VALUE OF PROPERTY STOLEN
MURDER/NONNEG MANSLAUGHTER		
FORCIBLE RAPE	12	
ROBBERY		
HIGHWAY (STREET, ALLEYS, ETC.)		
COMMERCIAL HOUSE		
GAS OR SERVICE STATION		
CONVENIENCE STORE	1	\$ 1,717
RESIDENCE	1	\$ 10
BANK		
MISCELLANEOUS	1	\$ 200
TOTAL ROBBERY	3	\$ 1,927
BURGLARY		
RESIDENCE (DWELLING)		
NIGHT (6PM-6AM)	1	\$ 400
DAY (6AM-6PM)	1	\$ 1,350
UNKNOWN	39	\$ 49,406
NON-RESIDENCE (STORE ETC.)		
NIGHT (6PM-6AM)	5	\$ 3,930
DAY (6AM-6PM)	5	\$ 5,450
UNKNOWN	19	\$ 15,286
TOTAL BURGLARY	70	\$ 75,822
LARCENY-THEFT		
\$200 AND OVER	60	\$ 70,665
\$50 TO \$200	4	\$ 347
UNDER \$50	65	\$ 169
TOTAL	129	\$ 71,181
6X. NATURE OF LARCENIES UNDER ITEM 6		
POCKET-PICKING		
PURSE-SNATCHING	1	\$ 20
SHOPLIFTING	2	
FROM MOTOR VEHICLE	31	\$ 11,675
MOTOR VEHICLE PARTS & ACCESSORIES	3	\$ 3,800
BICYCLES		
FROM BUILDING(EX C&H)	49	\$ 18,883
FROM COIN-OP MACHINES		
ALL OTHER	43	\$ 36,803
TOTAL LARCENY	129	\$ 71,181
MOTOR VEHICLE THEFT		
STOLEN & RECOVERED LOCALLY	4	
STOLEN LOCALLY & RECOVERED OTHER		
TOTAL STOLEN OTHER & RECOVERED LOCAL	4	
STOLEN IN OTHER JURIS & RECOVERED LOCALLY		
TOTAL MOTOR VEHICLE THEFT		
<b>GRAND TOTAL</b>	<b>214</b>	<b>\$ 148,930</b>

\*\*PROPERTY BY TYPE AND VALUE--Only January data reported

Type of Property (1)	Monetary Value of Property Stolen in Your Jurisdiction	
	STOLEN (2)	RECOVERED (3)
CURRENCY, NOTES, ETC.	\$ 16,613	
JEWELRY & PRECIOUS METALS	\$ 6,195	\$ 200
CLOTHING AND FURS	\$ 700	
LOCALLY STOLEN MOTOR VEHICLE	\$ 64,450	\$ 22,110
OFFICE EQUIPMENT	\$ 1,160	
TV, RADIOS, CAMERAS, ETC.	\$ 12,200	\$ 3,150
FIREARMS	\$ 17,780	
HOUSEHOLD GOODS	\$ 10,050	\$ 3,950
CONSUMABLE GOODS	\$ 7,021	
LIVESTOCK		
MISCELLANEOUS	\$ 72,211	\$ 4,305
<b>GRAND TOTAL</b>	<b>\$ 208,380</b>	<b>\$ 33,715</b>

**\*\*AGE, SEX AND RACE OF PERSONS ARRESTED** D-Only January data reported-  
18 Years of age and over

CLASSIFICATIONS OF OFFENSES	UCR	SEX	AGE																TOT	RACE			
			18	19	20	21	22	23	24	25 29	30 34	35 39	40 44	45 49	50 54	55 59	60 64	65 OV		WHT	BLK	IND	ASN
MURDER/NONNEG MANSLAUGHTER	01A	M							1										1	1			
		F																					
MANSLAUGHTER BY NEGLIGENCE	01B	M																					
		F																					
RAPE BY FORCE	02	M											1						1		1		
		F																					
ROBBERY	03	M						1											1		1		
		F																					
AGGRAVATED ASSAULT	04	M	1	1	1	1		2	1	4	1	2	2	2	1			1	20	10		10	
		F		1					1	1	1								4	3		1	
BURGLARY	05	M	2	4				1		2			1						10	3		7	
		F																					
LARCENY	06	M	1							1			1						3	3			
		F						1	1			1	1						4	4			
MOTOR VEHICLE THEFT	07	M																					
		F																					
OTHER ASSAULTS	08	M	1	1		4	2	1	4	12	13	6	6	7	2	5	1		65	43		22	
		F	1	2	1	1	1	1		3	2	2	4	1	3				22	11		11	
ARSON	09	M																					
		F																					
FORGERY	10	M																					
		F																					
FRAUD	11	M												1	1				2	2			
		F													1				1	1			
EMBEZZLEMENT	12	M																					
		F																					
STOLEN PROPERTY	13	M																					
		F																					
VANDALISM	14	M			1			1	2	3				1			1		9	5		4	
		F			1														1			1	
WEAPONS	15	M					1			1				1		1	1		5	4		1	
		F								1									1			1	
PROSTITUTION	16	M																					
		F																					

\*\*AGE, SEX AND RACE OF PERSONS ARRESTED-Only January data reported  
18 Years of age and over

CLASSIFICATIONS OF OFFENSES	UCR	SEX	AGE																TOT	RACE							
			18	19	20	21	22	23	24	25 29	30 34	35 39	40 44	45 49	50 54	55 59	60 64	65 OV		WHT	BLK	IND	ASN				
SEX OFFENSES	17	M																									
		F								1												1	1				
DRUG/SALE/MAN	180	M							1	2	2											5	5				
		F				1																1	1				
NARCOTICS	180a	M								1	1											2	2				
		F				1																1	1				
MARIJUANA	180b	M								1	1											2	2				
		F																									
SYNTHETIC NARC	180c	M																									
		F																									
OTHER/NON-NARC	180d	M										1										1	1				
		F																									
DRUG/POSSESSIO N	185	M			4		1	2		3	6	1		2		1						20	14		6		
		F						1		1	3	1					1					7	7				
NARCOTICS	185e	M						1														1			1		
		F																									
MARIJUANA	185f	M			4		1	1		2	6			2		1						17	12		5		
		F								1	3	1					1					6	6				
SYNTHETIC NARC	185g	M										1										1	1				
		F																									
OTHER/NON-NARC	185h	M								1												1	1				
		F							1													1	1				
GAMBLING	19	M																									
		F																									
BOOKMAKING	19a	M																									
		F																									
NUMBERS	19b	M																									
		F																									
OTHER GAMBLING	19c	M																									
		F																									
FAMILY/CHILD	20	M			1																	1	1				
		F											1	1								2	1		1		
DRIVING INFLUENCE	21	M		2		2	3	2	1	12	4	7	5	6	6	4	1	3				58	50		8		
		F			1	3	2	1		2	4	1	2	4	3	3	1					27	22	1	4		



**\*\*AGE, SEX AND RACE OF PERSONS ARRESTED--Only January data reported**  
18 Years of age and over

CLASSIFICATIONS OF OFFENSES	UCR	SEX	AGE																	TOT	RACE			
			18	19	20	21	22	23	24	25 29	30 34	35 39	40 44	45 49	50 54	55 59	60 64	65 OV	WHT		BLK	IND	ASN	
LIQUOR LAWS	22	M	1	1	5	1							1		1				10	7	1	2		
		F	3	3	1	1				3				2					13			13		
DRUNKENNESS	23	M							2										2	2				
		F																						
DISORDERLY CONDUCT	24	M							1	3			1	1					6	3		3		
		F				2		1				1							4			3	1	
VAGRANCY	25	M																						
		F																						
ALL OTHER	26	M	1	3	5	10	1	6	5	20	11	9	10	12	9	6	6	5	119	107	8	1	3	
		F	4	1	1		2	1	1	10	2	5	4	3	3	1		2	40			40		
SUSPICION	27	M																						
		F																						
CURFEW	28	M																						
		F																						
TOTAL BY SEX		M	7	12	17	18	8	16	16	65	37	25	27	34	20	17	10	9	338	260	9	66	3	
		F	8	7	5	8	6	6	2	22	13	12	11	10	10	4	2	2	128	51	1	75	1	
<b>GRAND TOTAL</b>			<b>15</b>	<b>19</b>	<b>22</b>	<b>26</b>	<b>14</b>	<b>22</b>	<b>18</b>	<b>87</b>	<b>50</b>	<b>37</b>	<b>38</b>	<b>44</b>	<b>30</b>	<b>21</b>	<b>12</b>	<b>11</b>	<b>466</b>	<b>311</b>	<b>10</b>	<b>141</b>	<b>4</b>	

**\*\*AGE, SEX AND RACE OF PERSONS ARRESTED--Only January data reported  
under 18 Years of age**

CLASSIFICATIONS OF OFFENSES	UCR	SEX	AGE						TOT	RACE			
			Under 10	10-12	13-14	15	16	17		WHT	BLK	IND	ASN
MURDER/NONNEG MANSLAUGHTER	01A	M											
		F											
MANSLAUGHTER BY NEGLIGENCE	01B	M											
		F											
RAPE BY FORCE	02	M											
		F											
ROBBERY	03	M											
		F											
AGGRAVATED ASSAULT	04	M											
		F											
BURGLARY	05	M											
		F											
LARCENY	06	M			1	1		1	3			3	
		F											
MOTOR VEHICLE THEFT	07	M					1		1	1			
		F											
OTHER ASSAULTS	08	M		1	2		2	1	6	2	2	3	
		F						1	1				
ARSON	09	M											
		F											
FORGERY	10	M											
		F											
FRAUD	11	M											
		F											
EMBEZZLEMENT	12	M											
		F											
STOLEN PROPERTY	13	M											
		F											
VANDALISM	14	M				1			1	1			
		F											
WEAPONS	15	M											
		F											
PROSTITUTION	16	M											
		F											

\*\*AGE, SEX AND RACE OF PERSONS ARRESTED--Only January data reported  
under 18 Years of age

CLASSIFICATIONS OF OFFENSES	UCR	SEX	AGE						TOT	RACE			
			Under 10	10-12	13-14	15	16	17		WHT	BLK	IND	ASN
SEX OFFENSES	17	M											
		F											
<b>DRUG/SALE/MAN</b>	180	M											
		F						1	1	1			
NARCOTICS	180a	M											
		F						1	1	1			
MARIJUANA	180b	M											
		F											
SYNTHETIC NARC	180c	M											
		F											
OTHER/NON-NARC	180d	M											
		F											
<b>DRUG/POSSESSION</b>	185	M						2	2	1		1	
		F						1	1	2			
NARCOTICS	185e	M											
		F											
MARIJUANA	185f	M						2	2	1		1	
		F						1	1	2			
SYNTHETIC NARC	185g	M											
		F											
OTHER/NON-NARC	185h	M											
		F											
<b>GAMBLING</b>	19	M											
		F											
BOOKMAKING	19a	M											
		F											
NUMBERS	19b	M											
		F											
OTHER GAMBLING	19c	M											
		F											
FAMILY/CHILD	20	M											
		F											
DRIVING INFLUENCE	21	M						1	1	1			
		F											

**\*\*AGE, SEX AND RACE OF PERSONS ARRESTED-Only January data reported**  
under 18 Years of age

CLASSIFICATIONS OF OFFENSES	UCR	SEX	AGE						TOT	RACE			
			Under 10	10-12	13-14	15	16	17		WHT	BLK	IND	ASN
LIQUOR LAWS	22	M											
		F			1			1	2	1		1	
DRUNKENNESS	23	M											
		F											
DISORDERLY CONDUCT	24	M											
		F											
VAGRANCY	25	M											
		F											
ALL OTHER	26	M					1	2	3	3			
		F					1	1	2	2			
SUSPICION	27	M											
		F											
CURFEW	28	M											
		F											
RUN-AWAYS	29	M											
		F											
TOTAL BY SEX		M		1	3	2	7	4	17	9	2	7	
		F			1		2	5	8	6		1	
<b>GRAND TOTAL</b>				1	4	2	9	9	25	15	2	8	

ARSON OFFENSES KNOWN TO LAW ENFORCEMENT

1 Property Classification	2 Offenses Reported or Known to Police (Include Unfounded and attempts)	3 Unfounded, i.e. False or Baseless Complaints	4 Number of Actual Offenses (Column 2 Minus Column 3) (Include Attempts)	5 Total Offenses Cleared by Arrest or Exceptional Means (Include Column 6)	6 Number of Clearances Involving Only Persons Under 18 Years of Age	7 Offenses Where Structures Uninhabited, Abandoned, or not Normally in Use	8 Estimated Value of Property Damage
STRUCTURAL							
A. Single Occupancy Residential: Houses, Townhouses, Duplexes, etc.	18		18	7		7	\$672,601
B. Other Residential: Apartments, Tenements, Flats, Hotels, Motels, Inns, Dormitories, Boarding Houses, etc.	1		1	9	8		\$300,000
C. Storage: Barns, Garages, Warehouses, etc.	2		2	3	3	2	\$32,000
D. Industrial/Manufacturing:							
E. Other Commercial: Stores, Restaurants, Offices, etc.	3		3			2	\$242,500
F. Community/Public: Churches, Jails, Schools, Colleges, Hospitals, etc.	1		1	1			\$1,000
G. All Other Structure: Out Buildings, Monuments, Buildings Under Constructions, etc.	4		4	3		4	\$5,800
TOTAL	29		29	23	11	15	\$1,253,901
MOBILE							
H. Motor Vehicles: Automobiles, Trucks, Buses, Motorcycles, etc. UCR Definition	17		17	4	1	7	\$83,100
I. Other Mobile Property: Trailers, Recreational Vehicles, Airplanes, Boats, etc.							
TOTAL	17		17	4	1	7	\$83,100
OTHER							
J. TOTAL OTHER Crops, Timber, Fences, Signs, etc.	5		5	3	1		\$9,525
TOTAL	5		5	3	1		\$9,525
<b>GRAND TOTAL</b>	<b>51</b>		<b>51</b>	<b>30</b>	<b>13</b>	<b>22</b>	<b>\$1,346,526</b>

LAW ENFORCEMENT OFFICERS KILLED OR ASSAULTED

Type of Activity	Total assaults by weapon	Type of Weapon				Type of Assignment						Officer assaults cleared	
		Firearm	Knife or other cutting instrument	Other dangerous weapon	Hands, fists, etc.	Two-officer vehicle	One-officer vehicle		Detective or special assgn.		Other		
							Alone	Asst	Alone	Ast	Alone		Asst
A	B	C	D	E	F	G	H	I	J	K	L	M	
1. Responding to disturbance calls (family quarrels, person with firearm, etc.)	47	14	2	4	27	3	18	18			8		46
2. Burglaries in progress or pursuing burglary suspects													
3. Robberies in progress or pursuing robbery suspects													
4. Attempting other arrests	9				9		2	7					9
5. Civil disorder (riot, mass disobedience, etc.)													
6. Handling, transporting, custody of prisoners	5			1	4	3	1				1		5
7. Investigating suspicious persons or circumstances	2	2					2						2
8. Ambush – no warning													
9. Mentally deranged													
10. Traffic pursuits and stops	12	3		5	4		10	2					10
11. All other	15	3	3	2	7		7	5			3		14
<b>12. TOTAL (1-11)</b>	<b>90</b>	<b>22</b>	<b>5</b>	<b>12</b>	<b>51</b>	<b>6</b>	<b>40</b>	<b>32</b>			<b>12</b>		<b>86</b>
13. Number with person injury	6	3		1	2								
14. Number without personal injury	84	19	5	11	49								

15. TIME OF ASSAULTS	12 AM	2 AM	4 AM	6 AM	8 AM	10 AM	NOON	2 PM	4 PM	6 PM	8 PM	10 PM	UNK
	10	11	5	4	6	4	6	12	6	7	9	10	

OFFENSES KNOWN TO LAW ENFORCEMENT

(1) Classification of Offense	(2) Offenses Reported	(3) Unfounded Offenses	(4) Actual Offenses	(5) Offenses Cleared	(6) Juveniles Only
CRIMINAL HOMICIDE					
MURDER/NONNEG MANSLAUGHTER					
MANSLAUGHTER BY NEGLIGENCE					
TOTAL					
FORCIBLE RAPE					
RAPE BY FORCE					
ATTEMPTED FORCIBLE RAPE					
TOTAL					
ROBBERY					
FIREARM					
KNIFE/CUTTING INSTRUMENT					
OTHER DANGEROUS WEAPON					
STRONG-ARM (HANDS, FISTS)					
TOTAL					
ASSAULT					
FIREARM					
KNIFE OR CUTTING INSTRUMENT					
OTHER DANGEROUS WEAPON					
HANDS, FIST, FEET, AGGRAVATED					
OTHER ASSAULTS - SIMPLE	6		6	5	
TOTAL	6		6	5	
BURGLARY					
FORCIBLE ENTRY					
UNLAWFUL ENTRY - NO FORCE					
ATTEMPTED FORCIBLE ENTRY					
TOTAL					
LARCENY-THEFT					
THEFT (EX MOTOR VEHICLE)	84	1	83	10	
TOTAL	84	1	83	10	
MOTOR VEHICLE THEFT					
AUTOS	12		12		
TRUCKS AND BUSES	1		1		
OTHER VEHICLES					
TOTAL	13		13		
<b>GRAND TOTAL</b>	<b>103</b>	<b>1</b>	<b>102</b>	<b>15</b>	

PROPERTY STOLEN BY CLASSIFICATION

CLASSIFICATION OF OFFENSES	NUMBER ACTUAL OFFENSES		VALUE OF PROPERTY STOLEN	
MURDER/NONNEG MANSLAUGHTER				
FORCIBLE RAPE				
ROBBERY				
HIGHWAY (STREET, ALLEYS, ETC.)				
COMMERCIAL HOUSE				
GAS OR SERVICE STATION				
CONVENIENCE STORE				
RESIDENCE				
BANK				
MISCELLANEOUS				
TOTAL ROBBERY				
BURGLARY				
RESIDENCE (DWELLING)				
NIGHT (6PM-6AM)				
DAY (6AM-6PM)				
UNKNOWN				
NON-RESIDENCE (STORE ETC.)				
NIGHT (6PM-6AM)				
DAY (6AM-6PM)				
UNKNOWN				
TOTAL BURGLARY				
LARCENY-THEFT				
\$200 AND OVER	29		\$ 174,867	
\$50 TO \$200	4		\$ 480	
UNDER \$50	50		\$ 128	
TOTAL	83		\$ 175,475	
6X. NATURE OF LARCENIES UNDER ITEM 6				
POCKET-PICKING				
PURSE-SNATCHING				
SHOPLIFTING				
FROM MOTOR VEHICLE		7		\$ 254
MOTOR VEHICLE PARTS & ACCESSORIES		1		
BICYCLES				
FROM BUILDING(EX C&H)		62		\$ 167,105
FROM COIN-OP MACHINES				
ALL OTHER		13		\$ 8,116
TOTAL LARCENY		83		\$ 175,475
MOTOR VEHICLE THEFT	13		\$ 34,851	
STOLEN & RECOVERED LOCALLY				
STOLEN LOCALLY & RECOVERED OTHER				
TOTAL STOLEN OTHER & RECOVERED LOCAL				
STOLEN IN OTHER JURIS & RECOVERED LOCALLY				
TOTAL MOTOR VEHICLE THEFT	13		\$ 34,851	
<b>GRAND TOTAL</b>	<b>96</b>		<b>\$ 210,326</b>	



PROPERTY BY TYPE AND VALUE

Type of Property (1)	Monetary Value of Property Stolen in Your Jurisdiction	
	STOLEN (2)	RECOVERED (3)
CURRENCY, NOTES, ETC.	\$ 137,835	\$ 543
JEWELRY & PRECIOUS METALS	\$ 3,000	
CLOTHING AND FURS	\$ 2,612	
LOCALLY STOLEN MOTOR VEHICLE	\$ 34,851	
OFFICE EQUIPMENT	\$ 2,000	
TV, RADIOS, CAMERAS, ETC.	\$ 4,650	
FIREARMS		
HOUSEHOLD GOODS		
CONSUMABLE GOODS	\$ 6	
LIVESTOCK		
MISCELLANEOUS	\$ 25,372	
<b>GRAND TOTAL</b>	<b>\$ 210,326</b>	<b>\$ 543</b>

AGE, SEX AND RACE OF PERSONS ARRESTED  
18 Years of age and over

CLASSIFICATIONS OF OFFENSES	UCR	SEX	AGE																TOT	RACE			
			18	19	20	21	22	23	24	25 29	30 34	35 39	40 44	45 49	50 54	55 59	60 64	65 OV		WHT	BLK	IND	ASN
MURDER/NONNEG MANSLAUGHTER	01A	M																					
		F																					
MANSLAUGHTER BY NEGLIGENCE	01B	M																					
		F																					
RAPE BY FORCE	02	M																					
		F																					
ROBBERY	03	M																					
		F																					
AGGRAVATED ASSAULT	04	M																					
		F																					
BURGLARY	05	M																					
		F																					
LARCENY	06	M		1					2			1								4	3		1
		F			1													1		2	2		
MOTOR VEHICLE THEFT	07	M		1						1										2		2	
		F																					
OTHER ASSAULTS	08	M								1			2	1	1					5	4	1	
		F							1		1	1	1							4	2		2
ARSON	09	M																					
		F																					
FORGERY	10	M																					
		F																					
FRAUD	11	M							1											1			1
		F		5		1														6	1		5
EMBEZZLEMENT	12	M																					
		F																					
STOLEN PROPERTY	13	M																					
		F																					
VANDALISM	14	M							1			1								2	2		
		F																					
WEAPONS	15	M							3	2	1	1		1						8	8		
		F										1								1	1		
PROSTITUTION	16	M																					
		F																					

AGE, SEX AND RACE OF PERSONS ARRESTED  
18 Years of age and over

CLASSIFICATIONS OF OFFENSES	UCR	SEX	AGE																	TOT	RACE				
			18	19	20	21	22	23	24	25 29	30 34	35 39	40 44	45 49	50 54	55 59	60 64	65 OV	WHT		BLK	IND	ASN		
SEX OFFENSES	17	M							1				1			1					3	3			
		F																							
DRUG/SALE/MAN	180	M			1					1		1		1	1	1					7	3	1	2	1
		F	1		2				1	1		1									6	4		2	
NARCOTICS	180a	M							1							1					2	1			1
		F	1		2					1		1									5	4		1	
MARIJUANA	180b	M										1		1							2	1		1	
		F																							
SYNTHETIC NARC	180c	M			1																1		1		
		F																							
OTHER/NON-NARC	180d	M										1		1							2	1		1	
		F								1											1			1	
DRUG/POSSESSIO N	185	M	4	4	3	2	6	4	1	3		2	1	1	2	2					35	28	3	1	3
		F	1									1	1		1						4	2	1	1	
NARCOTICS	185e	M																							
		F																							
MARIJUANA	185f	M	4	4	3	2	6	4	1	3		2	1	1	2	2					35	28	3	1	3
		F	1									1	1		1						4	2	1	1	
SYNTHETIC NARC	185g	M																							
		F																							
OTHER/NON-NARC	185h	M																							
		F																							
GAMBLING	19	M																							
		F																							
BOOKMAKING	19a	M																							
		F																							
NUMBERS	19b	M																							
		F																							
OTHER GAMBLING	19c	M																							
		F																							
FAMILY/CHILD	20	M				1						1		1							3	2		1	
		F										1									1			1	
DRIVING INFLUENCE	21	M	1	1		1	2		1	5	8		4	2	2	2					29	17	4	7	1
		F	1			1	1			2	1		1		1						8	6		2	

AGE, SEX AND RACE OF PERSONS ARRESTED  
18 Years of age and over

CLASSIFICATIONS OF OFFENSES	UCR	SEX	AGE																TOT	RACE			
			18	19	20	21	22	23	24	25 29	30 34	35 39	40 44	45 49	50 54	55 59	60 64	65 OV		WHT	BLK	IND	ASN
LIQUOR LAWS	22	M	4	6	4	1				2									17	12		4	1
		F	4	4						1									9	5		4	
DRUNKENNESS	23	M																					
		F																					
DISORDERLY CONDUCT	24	M									2								2			2	
		F								1									1	1			
VAGRANCY	25	M																					
		F																					
ALL OTHER	26	M	1	2	3	4	1	1	6	9	10	5	3	7	5	6	1	1	65	39	5	13	8
		F	1	4	1	2			1	2	6	2	3	4	2			1	29	13	3	8	5
SUSPICION	27	M																					
		F																					
CURFEW	28	M																					
		F																					
TOTAL BY SEX		M	10	15	11	9	9	6	9	26	27	8	13	14	12	12	1	1	183	121	16	30	16
		F	8	13	4	4	1		2	8	9	5	6	5	4			2	71	37	4	20	10
<b>GRAND TOTAL</b>			<b>18</b>	<b>28</b>	<b>15</b>	<b>13</b>	<b>10</b>	<b>6</b>	<b>11</b>	<b>34</b>	<b>36</b>	<b>13</b>	<b>19</b>	<b>19</b>	<b>16</b>	<b>12</b>	<b>1</b>	<b>3</b>	<b>254</b>	<b>158</b>	<b>20</b>	<b>50</b>	<b>26</b>

AGE, SEX AND RACE OF PERSONS ARRESTED  
under 18 Years of age

CLASSIFICATIONS OF OFFENSES	UCR	SEX	AGE						TOT	RACE			
			Under 10	10-12	13-14	15	16	17		WHT	BLK	IND	ASN
MURDER/NONNEG MANSLAUGHTER	01A	M											
		F											
MANSLAUGHTER BY NEGLIGENCE	01B	M											
		F											
RAPE BY FORCE	02	M											
		F											
ROBBERY	03	M											
		F											
AGGRAVATED ASSAULT	04	M											
		F											
BURGLARY	05	M											
		F											
LARCENY	06	M											
		F											
MOTOR VEHICLE THEFT	07	M											
		F											
OTHER ASSAULTS	08	M											
		F											
ARSON	09	M											
		F											
FORGERY	10	M											
		F											
FRAUD	11	M											
		F											
EMBEZZLEMENT	12	M											
		F											
STOLEN PROPERTY	13	M											
		F											
VANDALISM	14	M											
		F											
WEAPONS	15	M											
		F											
PROSTITUTION	16	M											
		F											

AGE, SEX AND RACE OF PERSONS ARRESTED  
under 18 Years of age

CLASSIFICATIONS OF OFFENSES	UCR	SEX	AGE						TOT	RACE			
			Under 10	10-12	13-14	15	16	17		WHT	BLK	IND	ASN
SEX OFFENSES	17	M											
		F											
<b>DRUG/SALE/MAN</b>	180	M											
		F											
NARCOTICS	180a	M											
		F											
MARIJUANA	180b	M											
		F											
SYNTHETIC NARC	180c	M											
		F											
OTHER/NON-NARC	180d	M											
		F											
<b>DRUG/POSSESSION</b>	185	M					1	5	6	4	2		
		F											
NARCOTICS	185e	M											
		F											
MARIJUANA	185f	M					1	5	6	4	2		
		F											
SYNTHETIC NARC	185g	M											
		F											
OTHER/NON-NARC	185h	M											
		F											
<b>GAMBLING</b>	19	M											
		F											
BOOKMAKING	19a	M											
		F											
NUMBERS	19b	M											
		F											
OTHER GAMBLING	19c	M											
		F											
FAMILY/CHILD	20	M											
		F											
DRIVING INFLUENCE	21	M											
		F											

AGE, SEX AND RACE OF PERSONS ARRESTED  
under 18 Years of age

CLASSIFICATIONS OF OFFENSES	UCR	SEX	AGE					TOT	RACE				
			Under 10	10-12	13-14	15	16		17	WHT	BLK	IND	ASN
LIQUOR LAWS	22	M				1	1	3	5	4	1		
		F					1	4	5	5			
DRUNKENNESS	23	M											
		F											
DISORDERLY CONDUCT	24	M											
		F											
VAGRANCY	25	M											
		F											
ALL OTHER	26	M						2	2	2			
		F				1	1		2	2			
SUSPICION	27	M											
		F											
CURFEW	28	M											
		F											
RUN-AWAYS	29	M											
		F											
TOTAL BY SEX		M				1	2	10	13	10	3		
		F				1	2	4	7	7			
<b>GRAND TOTAL</b>						<b>2</b>	<b>4</b>	<b>14</b>	<b>20</b>	<b>17</b>	<b>3</b>		

ARSON OFFENSES KNOWN TO LAW ENFORCEMENT

1 Property Classification	2 Offenses Reported or Known to Police (Include Unfounded and attempts)	3 Unfounded, i.e. False or Baseless Complaints	4 Number of Actual Offenses (Column 2 Minus Column 3) (Include Attempts)	5 Total Offenses Cleared by Arrest or Exceptional Means (Include Column 6)	6 Number of Clearances Involving Only Persons Under 18 Years of Age	7 Offenses Where Structures Uninhabited, Abandoned, or not Normally in Use	8 Estimated Value of Property Damage
STRUCTURAL							
A. Single Occupancy Residential: Houses, Townhouses, Duplexes, etc.							
B. Other Residential: Apartments, Tenements, Flats, Hotels, Motels, Inns, Dormitories, Boarding Houses, etc.							
C. Storage: Barns, Garages, Warehouses, etc.							
D. Industrial/Manufacturing:							
E. Other Commercial: Stores, Restaurants, Offices, etc.							
F. Community/Public: Churches, Jails, Schools, Colleges, Hospitals, etc.							
G. All Other Structure: Out Buildings, Monuments, Buildings Under Constructions, etc.							
TOTAL							
MOBILE							
H. Motor Vehicles: Automobiles, Trucks, Buses, Motorcycles, etc. UCR Definition							
I. Other Mobile Property: Trailers, Recreational Vehicles, Airplanes, Boats, etc.							
TOTAL							
OTHER							
J. TOTAL OTHER Crops, Timber, Fences, Signs, etc.	1		1				
TOTAL	1		1				
<b>GRAND TOTAL</b>	<b>1</b>		<b>1</b>				



LAW ENFORCEMENT OFFICERS KILLED OR ASSAULTED

Type of Activity	Total assaults by weapon	Type of Weapon				Type of Assignment						Officer assaults cleared	
		Firearm	Knife or other cutting instrument	Other dangerous weapon	Hands, fists, feet, etc.	Two-officer vehicle	One-officer vehicle		Detective or special assgn.		Other		
							Alone	Asst	Alone	Ast	Alone		Asst
A	B	C	D	E	F	G	H	I	J	K	L	M	
1. Responding to disturbance calls (family quarrels, person with firearm, etc.)													
2. Burglaries in progress or pursuing burglary suspects													
3. Robberies in progress or pursuing robbery suspects													
4. Attempting other arrests													
5. Civil disorder (riot, mass disobedience, etc.)													
6. Handling, transporting, custody of prisoners													
7. Investigating suspicious persons or circumstances													
8. Ambush – no warning													
9. Mentally deranged													
10. Traffic pursuits and stops													
11. All other	1				1			1					
<b>12. TOTAL (1-11)</b>	<b>1</b>				<b>1</b>			<b>1</b>					
13. Number with person injury													
14. Number without personal injury	1				1								

15. TIME OF ASSAULTS	12 AM	2 AM	4 AM	6 AM	8 AM	10 AM	NOON	2 PM	4 PM	6 PM	8 PM	10 PM	UNK
										1			

OFFENSES KNOWN TO LAW ENFORCEMENT

(1) Classification of Offense	(2) Offenses Reported	(3) Unfounded Offenses	(4) Actual Offenses	(5) Offenses Cleared	(6) Juveniles Only
CRIMINAL HOMICIDE					
MURDER/NONNEG MANSLAUGHTER	17	2	15	12	
MANSLAUGHTER BY NEGLIGENCE	1		1		
TOTAL	18	2	16	12	
FORCIBLE RAPE					
RAPE BY FORCE	278	12	266	63	2
ATTEMPTED FORCIBLE RAPE	37		37	14	
TOTAL	315	12	303	77	2
ROBBERY					
FIREARM	89		89	21	2
KNIFE/CUTTING INSTRUMENT	49		49	13	
OTHER DANGEROUS WEAPON	43		43	11	
STRONG-ARM (HANDS, FISTS)	307		307	95	5
TOTAL	488		488	140	7
ASSAULT					
FIREARM	205		205	117	11
KNIFE OR CUTTING INSTRUMENT	316		316	244	15
OTHER DANGEROUS WEAPON	494		494	345	35
HANDS, FIST, FEET, AGGRAVATED	659	1	658	401	28
OTHER ASSAULTS - SIMPLE	4380	3	4377	2568	233
TOTAL	6054	4	6050	3675	322
BURGLARY					
FORCIBLE ENTRY	800		800	107	14
UNLAWFUL ENTRY - NO FORCE	282	1	281	29	6
ATTEMPTED FORCIBLE ENTRY	77		77	11	3
TOTAL	1159	1	1158	147	23
LARCENY-THEFT					
THEFT (EX MOTOR VEHICLE)	8607	53	8554	1868	325
TOTAL	8607	53	8554	1868	325
MOTOR VEHICLE THEFT					
AUTOS	605	60	545	111	14
TRUCKS AND BUSES	226	22	204	44	6
OTHER VEHICLES	83	1	82	13	2
TOTAL	914	83	831	168	22
<b>GRAND TOTAL</b>	<b>17555</b>	<b>155</b>	<b>17400</b>	<b>6087</b>	<b>701</b>

PROPERTY STOLEN BY CLASSIFICATION

CLASSIFICATION OF OFFENSES	NUMBER ACTUAL OFFENSES	VALUE OF PROPERTY STOLEN
MURDER/NONNEG MANSLAUGHTER	15	\$ 400
FORCIBLE RAPE	303	\$ 1,477
ROBBERY		
HIGHWAY (STREET, ALLEYS, ETC.)	291	\$ 82,278
COMMERCIAL HOUSE	87	\$ 70,125
GAS OR SERVICE STATION	4	\$ 602
CONVENIENCE STORE	6	\$ 1,121
RESIDENCE	54	\$ 83,437
BANK	6	\$ 1,150
MISCELLANEOUS	39	\$ 15,341
TOTAL ROBBERY	487	\$ 254,054
BURGLARY		
RESIDENCE (DWELLING)		
NIGHT (6PM-6AM)	180	\$ 212,865
DAY (6AM-6PM)	222	\$ 393,601
UNKNOWN	401	\$ 1,142,862
NON-RESIDENCE (STORE ETC.)		
NIGHT (6PM-6AM)	107	\$ 119,711
DAY (6AM-6PM)	60	\$ 102,959
UNKNOWN	188	\$ 533,718
TOTAL BURGLARY	1158	\$ 2,505,716
LARCENY-THEFT		
\$200 AND OVER	4414	\$ 6,201,169
\$50 TO \$200	1548	\$ 166,929
UNDER \$50	2592	\$ 39,595
TOTAL	8554	\$ 6,407,693
6X. NATURE OF LARCENIES UNDER ITEM 6		
POCKET-PICKING	32	\$ 7,785
PURSE-SNATCHING	5	\$ 562
SHOPLIFTING	2031	\$ 390,803
FROM MOTOR VEHICLE	2039	\$ 1,403,321
MOTOR VEHICLE PARTS & ACCESSORIES	242	\$ 109,314
BICYCLES	406	\$ 198,490
FROM BUILDING(EX C&H)	2428	\$ 2,698,540
FROM COIN-OP MACHINES	7	\$ 968
ALL OTHER	1364	\$ 1,597,910
TOTAL LARCENY	8554	\$ 6,407,693
MOTOR VEHICLE THEFT	831	\$ 7,196,548
STOLEN & RECOVERED LOCALLY	621	
STOLEN LOCALLY & RECOVERED OTHER	35	
TOTAL STOLEN OTHER & RECOVERED LOCAL	656	
STOLEN IN OTHER JURIS & RECOVERED LOCALLY	7	
TOTAL MOTOR VEHICLE THEFT	831	\$ 7,196,548
<b>GRAND TOTAL</b>	<b>11348</b>	<b>\$ 16,365,888</b>

PROPERTY BY TYPE AND VALUE

Type of Property (1)	Monetary Value of Property Stolen in Your Jurisdiction	
	STOLEN (2)	RECOVERED (3)
CURRENCY, NOTES, ETC.	\$ 898,751	\$ 21,693
JEWELRY & PRECIOUS METALS	\$ 1,541,094	\$ 277,948
CLOTHING AND FURS	\$ 509,309	\$ 81,641
LOCALLY STOLEN MOTOR VEHICLE	\$ 7,432,224	\$ 6,402,360
OFFICE EQUIPMENT	\$ 586,042	\$ 43,814
TV, RADIOS, CAMERAS, ETC.	\$ 856,253	\$ 81,428
FIREARMS	\$ 246,031	\$ 50,684
HOUSEHOLD GOODS	\$ 181,864	\$ 14,088
CONSUMABLE GOODS	\$ 138,283	\$ 23,154
LIVESTOCK		
MISCELLANEOUS	\$ 3,976,037	\$ 740,127
<b>GRAND TOTAL</b>	<b>\$ 16,365,888</b>	<b>\$ 7,736,937</b>

AGE, SEX AND RACE OF PERSONS ARRESTED  
18 Years of age and over

CLASSIFICATIONS OF OFFENSES	UCR	SEX	AGE																TOT	RACE			
			18	19	20	21	22	23	24	25	30	35	40	45	50	55	60	65		WHT	BLK	IND	ASN
			29	34	39	44	49	54	59	64	OV												
MURDER/NONNEG MANSLAUGHTER	01A	M				1	1		1	1	2		1		1				8	5	2	1	
		F							1										1		1		
MANSLAUGHTER BY NEGLIGENCE	01B	M																					
		F																					
RAPE BY FORCE	02	M	1	2	2	4	3	2	3	13	11	3	11	5	5	4	1	1	71	20	11	39	1
		F																					
ROBBERY	03	M	13	10	14	8	4	2	7	22	12	4	7	6	2	2	1		114	45	24	32	13
		F	3	3	2	1	1	1	2	5	2	1	2	2	2	1			28	14	6	8	
AGGRAVATED ASSAULT	04	M	13	20	29	22	26	23	23	136	106	76	69	63	42	25	7	4	684	321	119	184	60
		F	5	5	9	12	3	6	5	28	32	13	24	19	12	7	1	1	182	64	22	83	13
BURGLARY	05	M	4	8	5	10	5	6	7	16	17	10	8	10	4	1	1		112	64	16	28	4
		F		1	2	1			1	3	2	1	1	1	1	1			15	9	1	5	
LARCENY	06	M	38	41	44	50	36	34	33	130	125	73	88	83	75	49	11	8	918	495	118	274	31
		F	38	43	32	29	24	27	20	115	71	44	34	37	32	15	7	6	574	364	66	106	38
MOTOR VEHICLE THEFT	07	M	5	6	5	2	4	5	7	18	14	6	4	6	2	2			86	46	13	17	10
		F			2	1	2		1	9	2	3	1				1		22	11	5	6	
OTHER ASSAULTS	08	M	16	32	44	56	48	56	38	247	187	135	139	132	98	30	13	9	1280	600	196	412	72
		F	17	19	40	39	35	37	39	160	84	74	46	44	44	13	6	4	701	248	49	354	50
ARSON	09	M	1							1	2			1	1				6	4		1	1
		F								1			1	1	1				4	3		1	
FORGERY	10	M	1	2				1	1	4	6	3	1	1	1				21	11	6	3	1
		F	1		1		1	1		2	4	3		1					14	8	5	1	
FRAUD	11	M		1	1	1	3			16	10	5	5	8	3	2	1	1	57	29	11	17	
		F	2	2	3	1	1	2	2	12	9	8	3	5	1	1			52	23	9	19	1
EMBEZZLEMENT	12	M	5	7	5	4	2	4	3	5	3	3	2						43	19	8	3	13
		F	6	3	5	4	3	3	1	4	2	2	4	2	4				43	21	6	2	14
STOLEN PROPERTY	13	M		1	1	2					1			1					6	3	1	1	1
		F																					
VANDALISM	14	M	14	15	19	20	9	14	16	66	37	28	24	12	11	5	1	1	292	142	47	80	23
		F	3	4	6	10	10	7	8	28	20	9	5	8	5	1	2		126	49	19	50	8
WEAPONS	15	M	11	5	3	10	7	3	9	19	15	7	7	2	3	1	1		103	64	21	6	12
		F						2		1		1	1						5	2	1	2	
PROSTITUTION	16	M			1		2			2	5	3	2	3	4	3	1	1	27	18	2	1	6
		F			1					4	2	1	2		1				11	5	2	4	

AGE, SEX AND RACE OF PERSONS ARRESTED  
18 Years of age and over

CLASSIFICATIONS OF OFFENSES	UCR	SEX	AGE																TOT	RACE			
			18	19	20	21	22	23	24	25-29	30-34	35-39	40-44	45-49	50-54	55-59	60-64	65 OV		WHT	BLK	IND	ASN
SEX OFFENSES	17	M			5	3	5	1	2	15	14	15	23	29	14	12	7	2	147	55	8	81	3
		F					1			1			1	1					4			4	
DRUG/SALE/MAN	180	M	3		4	4	1	3	3	22	17	9	4	6	3	3	3		85	46	24	8	7
		F	1	1	4	2	1	1		6	4	2	2	1	4		1		30	20	4	6	
NARCOTICS	180a	M	1			1				1	16	8	3	2	6	3	2	1	44	24	17	2	1
		F	1		2	1	1				2	3	1	2		4			17	11	2	4	
MARIJUANA	180b	M	2		3	3	1	3	1	3	2	4					1	1	24	14	6	4	
		F			1	1					3							1		6	3	1	2
SYNTHETIC NARC	180c	M			1				1	2	6	2	1						13	8			5
		F		1	1				1		1	1	1		1					7	6	1	
OTHER/NON-NARC	180d	M								1	1		1					1	4		1	2	1
		F																					
DRUG/POSSESION	185	M	34	24	30	27	18	10	15	50	60	32	13	15	8	5	1	1	343	214	57	48	24
		F	8	7	9	10	3	4	6	26	13	6	5	5		3			105	62	9	30	4
NARCOTICS	185e	M		2	6	4	1	2	2	14	19	11	6	6	5	2			80	47	21	9	3
		F		1	2	4	1		3	11	3	4	3	1		3			36	23		12	1
MARIJUANA	185f	M	31	18	22	16	15	7	11	23	31	13	3	4	1	3	1	1	200	128	30	31	11
		F	8	3	6	3	1	2	1	10	6	1	2	2					45	24	7	13	1
SYNTHETIC NARC	185g	M		1		4	1		1	6	9	7	4	3	2				38	24	3	2	9
		F		3	1	2	1	1	2	5	2	1		1					19	12	2	3	2
OTHER/NON-NARC	185h	M	3	3	2	3	1	1	1	7	1	1		2					25	15	3	6	1
		F				1		1				2			1				5	3		2	
GAMBLING	19	M																					
		F																					
BOOKMAKING	19a	M																					
		F																					
NUMBERS	19b	M																					
		F																					
OTHER GAMBLING	19c	M																					
		F																					
FAMILY/CHILD	20	M				2	2	4		12	14	7	8	7		3		1	60	20	6	31	3
		F		1	4	1	1	8	3	38	33	16	16	6	2	3			132	39	8	81	4
DRIVING INFLUENCE	21	M	18	23	32	53	41	46	38	185	155	98	91	84	97	30	11	14	1016	697	109	151	59
		F	8	7	21	30	23	18	25	92	69	52	30	40	17	18	4	1	455	268	25	134	28

AGE, SEX AND RACE OF PERSONS ARRESTED  
18 Years of age and over

CLASSIFICATIONS OF OFFENSES	UCR	SEX	AGE																TOT	RACE			
			18	19	20	21	22	23	24	25 29	30 34	35 39	40 44	45 49	50 54	55 59	60 64	65 OV		WHT	BLK	IND	ASN
LIQUOR LAWS	22	M	63	74	98	10	3	1	4	4	6	1	3	3	2	2			274	136	27	92	19
		F	59	75	85	4	4	2	4	2	5	1		3					244	96	24	119	5
DRUNKENNESS	23	M																					
		F																					
DISORDERLY CONDUCT	24	M	10	11	10	18	18	16	14	87	40	27	30	27	29	8	10	1	356	145	64	119	28
		F	1	3	7	8	6	4	7	30	14	13	7	12	13	4			129	32	16	74	7
VAGRANCY	25	M																					
		F																					
ALL OTHER	26	M	172	218	261	274	243	189	221	1006	713	469	490	477	344	206	64	64	5411	2945	835	1241	390
		F	57	102	125	127	90	100	91	420	294	216	190	151	97	41	18	28	2147	1005	217	807	118
SUSPICION	27	M		1															1	1			
		F																					
CURFEW	28	M																					
		F																					
TOTAL BY SEX		M	422	501	613	581	481	420	445	2077	1572	1014	1030	981	749	393	134	108	11521	6145	1725	2870	781
		F	209	276	358	280	209	223	215	988	662	466	375	339	236	108	40	40	5024	2343	495	1896	290
<b>GRAND TOTAL</b>			<b>631</b>	<b>777</b>	<b>971</b>	<b>861</b>	<b>690</b>	<b>643</b>	<b>660</b>	<b>3065</b>	<b>2234</b>	<b>1480</b>	<b>1405</b>	<b>1320</b>	<b>985</b>	<b>501</b>	<b>174</b>	<b>148</b>	<b>16545</b>	<b>8488</b>	<b>2220</b>	<b>4766</b>	<b>1071</b>

AGE, SEX AND RACE OF PERSONS ARRESTED  
under 18 Years of age

CLASSIFICATIONS OF OFFENSES	UCR	SEX	AGE					TOT	RACE				
			Under 10	10-12	13-14	15	16		17	WHT	BLK	IND	ASN
MURDER/NONNEG MANSLAUGHTER	01A	M											
		F											
MANSLAUGHTER BY NEGLIGENCE	01B	M											
		F											
RAPE BY FORCE	02	M			1				1	1			
		F											
ROBBERY	03	M			1	1	6	3	11	2	6		3
		F		1		1			2		2		
AGGRAVATED ASSAULT	04	M		5	14	17	13	15	64	35	11	10	8
		F		2	6	5	6	4	23	9	11	1	2
BURGLARY	05	M	1	3	7	9	7	7	34	23	4	6	1
		F		1	2	1		2	6	4		2	
LARCENY	06	M		35	66	52	49	45	247	121	48	40	38
		F		29	44	39	38	40	190	111	28	28	23
MOTOR VEHICLE THEFT	07	M	1	4	6	1	3	4	19	8	7	3	1
		F			1	1			2		2		
OTHER ASSAULTS	08	M		11	27	21	17	28	104	36	23	32	13
		F		4	19	21	20	22	86	46	14	25	1
ARSON	09	M	1	4	2	1	1		9	3		1	5
		F	1	2					3		1		2
FORGERY	10	M						1	1		1		
		F											
FRAUD	11	M					1	1	2	1	1		
		F		1					1	1			
EMBEZZLEMENT	12	M					2	2	4	1	1		2
		F					3	7	10	6	1		3
STOLEN PROPERTY	13	M					1	1	2	1	1		
		F						2	2	2			
VANDALISM	14	M		4	17	10	11	13	55	24	6	15	10
		F		1	4	2	3	1	11	6	2	2	1
WEAPONS	15	M		2	8	5	2	3	20	17	1	1	1
		F		2	1				3	2		1	
PROSTITUTION	16	M											
		F											



AGE, SEX AND RACE OF PERSONS ARRESTED  
under 18 Years of age

CLASSIFICATIONS OF OFFENSES	UCR	SEX	AGE					TOT	RACE				
			Under 10	10-12	13-14	15	16		17	WHT	BLK	IND	ASN
SEX OFFENSES	17	M			6	3	2	1	12	8	1	3	
		F				1	1		2		1	1	
<b>DRUG/SALE/MAN</b>	180	M			1	2	1	4	8	5	2		1
		F				3			3	1		2	
NARCOTICS	180a	M											
		F											
MARIJUANA	180b	M			1	1	1	2	5	4			1
		F				1			1	1			
SYNTHETIC NARC	180c	M				1			1		1		
		F					2		2			2	
OTHER/NON-NARC	180d	M						2	2	1	1		
		F											
<b>DRUG/POSSESSION</b>	185	M		7	28	24	20	32	111	79	12	14	6
		F			7	11	10	13	41	30	1	6	4
NARCOTICS	185e	M				1	1	1	3	3			
		F						1	1	1			
MARIJUANA	185f	M		7	27	21	19	30	104	73	12	13	6
		F			6	10	9	12	37	26	1	6	4
SYNTHETIC NARC	185g	M			1				1	1			
		F			1	1			2	2			
OTHER/NON-NARC	185h	M				2		1	3	2		1	
		F						1	1	1			
<b>GAMBLING</b>	19	M											
		F											
BOOKMAKING	19a	M											
		F											
NUMBERS	19b	M											
		F											
OTHER GAMBLING	19c	M											
		F											
FAMILY/CHILD	20	M											
		F											
DRIVING INFLUENCE	21	M			1		1	8	10	7	2		1
		F					1	2	3	1		1	1

AGE, SEX AND RACE OF PERSONS ARRESTED  
under 18 Years of age

CLASSIFICATIONS OF OFFENSES	UCR	SEX	AGE						TOT	RACE			
			Under 10	10-12	13-14	15	16	17		WHT	BLK	IND	ASN
LIQUOR LAWS	22	M			3	17	27	55	102	42	8	46	6
		F		1	14	23	35	45	118	41	14	59	4
DRUNKENNESS	23	M											
		F											
DISORDERLY CONDUCT	24	M		1	3	1	3	3	11	2	2	5	2
		F						4	4	2		2	
VAGRANCY	25	M											
		F											
ALL OTHER	26	M		6	22	13	32	61	134	59	28	34	13
		F		4	10	14	26	32	86	35	20	25	6
SUSPICION	27	M											
		F											
CURFEW	28	M											
		F											
RUN-AWAYS	29	M											
		F											
TOTAL BY SEX		M	3	82	213	177	199	287	961	475	165	210	111
		F	1	48	108	122	143	174	596	297	97	155	47
<b>GRAND TOTAL</b>			<b>4</b>	<b>130</b>	<b>321</b>	<b>299</b>	<b>342</b>	<b>461</b>	<b>1557</b>	<b>772</b>	<b>262</b>	<b>365</b>	<b>158</b>

ARSON OFFENSES KNOWN TO LAW ENFORCEMENT

1 Property Classification	2 Offenses Reported or Known to Police (Include Unfounded and attempts)	3 Unfounded, i.e. False or Baseless Complaints	4 Number of Actual Offenses (Column 2 Minus Column 3) (Include Attempts)	5 Total Offenses Cleared by Arrest or Exceptional Means (Include Column 6)	6 Number of Clearances Involving Only Persons Under 18 Years of Age	7 Offenses Where Structures Uninhabited, Abandoned, or not Normally in Use	8 Estimated Value of Property Damage
STRUCTURAL							
A. Single Occupancy Residential: Houses, Townhouses, Duplexes, etc.	5		5	1			\$175,375
B. Other Residential: Apartments, Tenements, Flats, Hotels, Motels, Inns, Dormitories, Boarding Houses, etc.	17		17	6		2	\$197,074
C. Storage: Barns, Garages, Warehouses, etc.	2		2			2	\$6
D. Industrial/Manufacturing:							
E. Other Commercial: Stores, Restaurants, Offices, etc.	3		3			1	\$3
F. Community/Public: Churches, Jails, Schools, Colleges, Hospitals, etc.	8		8	5	4	2	\$1,555
G. All Other Structure: Out Buildings, Monuments, Buildings Under Constructions, etc.	1		1			1	\$50
TOTAL	36		36	12	4	8	\$374,063
MOBILE							
H. Motor Vehicles: Automobiles, Trucks, Buses, Motorcycles, etc. UCR Definition	18		18	3		18	\$166,968
I. Other Mobile Property: Trailers, Recreational Vehicles, Airplanes, Boats, etc.	5		5	1		4	\$101,500
TOTAL	23		23	4		22	\$268,468
OTHER							
J. TOTAL OTHER Crops, Timber, Fences, Signs, etc.	38		38	8	4	36	\$51,311
TOTAL	38		38	8	4	36	\$51,311
<b>GRAND TOTAL</b>	<b>97</b>		<b>97</b>	<b>24</b>	<b>8</b>	<b>66</b>	<b>\$693,842</b>

LAW ENFORCEMENT OFFICERS KILLED OR ASSAULTED

Type of Activity	Total assaults by weapon	Type of Weapon				Type of Assignment						Officer assaults cleared	
		Firearm	Knife or other cutting instrument	Other dangerous weapon	Hands, fists, etc.	Two-officer vehicle	One-officer vehicle		Detective or special assgn.		Other		
							Alone	Asst	Alone	Ast	Alone		Asst
A	B	C	D	E	F	G	H	I	J	K	L	M	
1. Responding to disturbance calls (family quarrels, person with firearm, etc.)	98	4	5	7	82		10	86		2			97
2. Burglaries in progress or pursuing burglary suspects	2			1	1			2					2
3. Robberies in progress or pursuing robbery suspects													
4. Attempting other arrests	43	2		5	36	2	7	30		3	1		41
5. Civil disorder (riot, mass disobedience, etc.)													
6. Handling, transporting, custody of prisoners	58	1		2	55		10	48					56
7. Investigating suspicious persons or circumstances	18	8		2	8		6	12					17
8. Ambush – no warning													
9. Mentally deranged	6				6			6					6
10. Traffic pursuits and stops	29	2	1	12	14	2		23		3	1		29
11. All other	21	2		2	17		6	13				2	20
<b>12. TOTAL (1-11)</b>	<b>275</b>	<b>19</b>	<b>6</b>	<b>31</b>	<b>219</b>	<b>4</b>	<b>39</b>	<b>220</b>		<b>8</b>	<b>2</b>	<b>2</b>	<b>268</b>
13. Number with person injury	15	1	1	2	11								
14. Number without personal injury	260	18	5	29	208								

15. TIME OF ASSAULTS	12 AM	2 AM	4 AM	6 AM	8 AM	10 AM	NOON	2 PM	4 PM	6 PM	8 PM	10 PM	UNK
	27	40	27	7	10	9	8	18	24	30	48	27	

OFFENSES KNOWN TO LAW ENFORCEMENT

(1) Classification of Offense	(2) Offenses Reported	(3) Unfounded Offenses	(4) Actual Offenses	(5) Offenses Cleared	(6) Juveniles Only
CRIMINAL HOMICIDE					
MURDER/NONNEG MANSLAUGHTER	1		1	1	
MANSLAUGHTER BY NEGLIGENCE					
TOTAL	1		1	1	
FORCIBLE RAPE					
RAPE BY FORCE	11		11		
ATTEMPTED FORCIBLE RAPE	3		3		
TOTAL	14		14		
ROBBERY					
FIREARM					
KNIFE/CUTTING INSTRUMENT					
OTHER DANGEROUS WEAPON					
STRONG-ARM (HANDS, FISTS)	2		2		
TOTAL	2		2		
ASSAULT					
FIREARM	3		3	2	
KNIFE OR CUTTING INSTRUMENT	12		12	8	
OTHER DANGEROUS WEAPON	9		9	7	
HANDS, FIST, FEET, AGGRAVATED	8		8	5	
OTHER ASSAULTS - SIMPLE	159		159	100	2
TOTAL	191		191	122	2
BURGLARY					
FORCIBLE ENTRY	22		22	3	1
UNLAWFUL ENTRY - NO FORCE	16		16	1	
ATTEMPTED FORCIBLE ENTRY	1		1		
TOTAL	39		39	4	1
LARCENY-THEFT					
THEFT (EX MOTOR VEHICLE)	58		58	21	
TOTAL	58		58	21	
MOTOR VEHICLE THEFT					
AUTOS	12		12	4	1
TRUCKS AND BUSES					
OTHER VEHICLES	26		26		
TOTAL	38		38	4	1
<b>GRAND TOTAL</b>	<b>343</b>		<b>343</b>	<b>152</b>	<b>4</b>

PROPERTY STOLEN BY CLASSIFICATION

CLASSIFICATION OF OFFENSES	NUMBER ACTUAL OFFENSES	VALUE OF PROPERTY STOLEN
MURDER/NONNEG MANSLAUGHTER	1	
FORCIBLE RAPE	14	
ROBBERY		
HIGHWAY (STREET, ALLEYS, ETC.)	1	
COMMERCIAL HOUSE		
GAS OR SERVICE STATION		
CONVENIENCE STORE		
RESIDENCE	1	
BANK		
MISCELLANEOUS		
TOTAL ROBBERY	2	
BURGLARY		
RESIDENCE (DWELLING)		
NIGHT (6PM-6AM)	16	\$ 2,700
DAY (6AM-6PM)	1	\$ 450
UNKNOWN		
NON-RESIDENCE (STORE ETC.)		
NIGHT (6PM-6AM)	21	\$ 18,433
DAY (6AM-6PM)		
UNKNOWN	1	
TOTAL BURGLARY	39	\$ 21,583
LARCENY-THEFT		
\$200 AND OVER	18	\$ 28,843
\$50 TO \$200	8	\$ 1,053
UNDER \$50	32	\$ 314
TOTAL	58	\$ 30,210
6X. NATURE OF LARCENIES UNDER ITEM 6		
POCKET-PICKING	1	\$ 500
PURSE-SNATCHING		
SHOPLIFTING	25	\$ 268
FROM MOTOR VEHICLE	4	\$ 1,850
MOTOR VEHICLE PARTS & ACCESSORIES	1	\$ 600
BICYCLES	1	\$ 200
FROM BUILDING(EX C&H)	4	\$ 1,640
FROM COIN-OP MACHINES		
ALL OTHER	22	\$ 25,152
TOTAL LARCENY	58	\$ 30,210
MOTOR VEHICLE THEFT	38	\$ 148,225
STOLEN & RECOVERED LOCALLY	6	\$ 29,500
STOLEN LOCALLY & RECOVERED OTHER	2	\$ 8,000
TOTAL STOLEN OTHER & RECOVERED LOCAL	8	\$ 37,500
STOLEN IN OTHER JURIS & RECOVERED LOCALLY		
TOTAL MOTOR VEHICLE THEFT	38	\$ 148,225
<b>GRAND TOTAL</b>	<b>152</b>	<b>\$ 200,018</b>

PROPERTY BY TYPE AND VALUE

Type of Property (1)	Monetary Value of Property Stolen in Your Jurisdiction	
	STOLEN (2)	RECOVERED (3)
CURRENCY, NOTES, ETC.	\$ 3,673	\$ 2,197
JEWELRY & PRECIOUS METALS		
CLOTHING AND FURS	\$ 969	\$ 995
LOCALLY STOLEN MOTOR VEHICLE	\$ 148,225	\$ 72,400
OFFICE EQUIPMENT	\$ 1,212	\$ 12
TV, RADIOS, CAMERAS, ETC.	\$ 6,267	\$ 400
FIREARMS	\$ 800	
HOUSEHOLD GOODS	\$ 44	\$ 64
CONSUMABLE GOODS	\$ 291	\$ 78
LIVESTOCK		
MISCELLANEOUS	\$ 38,537	\$ 16,215
<b>GRAND TOTAL</b>	<b>\$ 200,018</b>	<b>\$ 92,361</b>

AGE, SEX AND RACE OF PERSONS ARRESTED  
18 Years of age and over

CLASSIFICATIONS OF OFFENSES	UCR	SEX	AGE																TOT	RACE							
			18	19	20	21	22	23	24	25 29	30 34	35 39	40 44	45 49	50 54	55 59	60 64	65 OV		WHT	BLK	IND	ASN				
MURDER/NONNEG MANSLAUGHTER	01A	M																									
		F											2											2			2
MANSLAUGHTER BY NEGLIGENCE	01B	M																									
		F																									
RAPE BY FORCE	02	M									1													1			1
		F																									
ROBBERY	03	M					1							1									2	1		1	
		F																									
AGGRAVATED ASSAULT	04	M	2	1		1	1	6	2	17	10	4		3	1	2		1				51	2	2	47		
		F	1		1	2	2	3		1	1				2								13			13	
BURGLARY	05	M				4		2		2	3		2										13			13	
		F																									
LARCENY	06	M	2	2		2		5	1	3	8	1	7	4	4	3		1				43			43		
		F		1								3			2		1	2					9			9	
MOTOR VEHICLE THEFT	07	M	1	1				2		1					2								7			7	
		F										2												2			2
OTHER ASSAULTS	08	M	5	2	5	4	6	9	7	43	32	31	20	18	15	4	5	1				207	14	3	190		
		F	4		4	4	1	4	4	25	10	6	5	9	4	4							84	1		82	1
ARSON	09	M																									
		F																									
FORGERY	10	M																									
		F																									
FRAUD	11	M																									
		F																									
EMBEZZLEMENT	12	M																									
		F																									
STOLEN PROPERTY	13	M																									
		F																									
VANDALISM	14	M	2	1			2	5		10	2	2		2	3	1							30	1		29	
		F					2			1			1		2									6	1		5
WEAPONS	15	M	2		1	1		2		3			1										10			10	
		F																									
PROSTITUTION	16	M																									
		F																									



AGE, SEX AND RACE OF PERSONS ARRESTED  
18 Years of age and over

CLASSIFICATIONS OF OFFENSES	UCR	SEX	AGE																TOT	RACE			
			18	19	20	21	22	23	24	25 29	30 34	35 39	40 44	45 49	50 54	55 59	60 64	65 OV		WHT	BLK	IND	ASN
SEX OFFENSES	17	M																					
		F																					
DRUG/SALE/MAN	180	M																					
		F																					
NARCOTICS	180a	M																					
		F																					
MARIJUANA	180b	M																					
		F																					
SYNTHETIC NARC	180c	M																					
		F																					
OTHER/NON-NARC	180d	M																					
		F																					
DRUG/POSSESSION	185	M	1	1	1					2	1		3	1		1		2	13	2		11	
		F		1						1							1		3			3	
NARCOTICS	185e	M																1	1		1		
		F																					
MARIJUANA	185f	M	1	1	1					1	1		3			1		1	10	2		8	
		F		1						1									2			2	
SYNTHETIC NARC	185g	M																					
		F																					
OTHER/NON-NARC	185h	M								1				1					2			2	
		F															1		1			1	
GAMBLING	19	M																					
		F																					
BOOKMAKING	19a	M																					
		F																					
NUMBERS	19b	M																					
		F																					
OTHER GAMBLING	19c	M																					
		F																					
FAMILY/CHILD	20	M																					
		F																					
DRIVING INFLUENCE	21	M		2	3	5	1		2	15	11	3	8	2	2	3	2	59	7		52		
		F				5	1	2		8	5	4	3	3				31	3		28		

AGE, SEX AND RACE OF PERSONS ARRESTED  
18 Years of age and over

CLASSIFICATIONS OF OFFENSES	UCR	SEX	AGE															TOT	RACE				
			18	19	20	21	22	23	24	25 29	30 34	35 39	40 44	45 49	50 54	55 59	60 64		65 OV	WHT	BLK	IND	ASN
LIQUOR LAWS	22	M	9	13	11				3		1		2					39	1	1	37		
		F	11	10	12													33	1		32		
DRUNKENNESS	23	M																					
		F																					
DISORDERLY CONDUCT	24	M	1		3	10	8	6	5	25	28	19	13	12	10	3	1	1	145	4	4	137	
		F	2		2	3	2	4	3	13	3	15	10	7	4	5	1		74	2		72	
VAGRANCY	25	M																					
		F																					
ALL OTHER	26	M	4	9	10	8	9	6	9	43	26	31	25	19	16	15	5	6	241	7	5	229	
		F	4	5	6	3	6	7	2	21	4	2	10	5	6		2	1	84		3	81	
SUSPICION	27	M																					
		F																					
CURFEW	28	M																					
		F																					
TOTAL BY SEX		M	29	32	34	35	28	43	29	164	123	91	81	62	53	32	13	12	861	39	15	807	
		F	22	17	25	17	14	20	9	70	28	27	31	26	18	10	6	1	341	8	3	329	1
<b>GRAND TOTAL</b>			<b>51</b>	<b>49</b>	<b>59</b>	<b>52</b>	<b>42</b>	<b>63</b>	<b>38</b>	<b>234</b>	<b>151</b>	<b>118</b>	<b>112</b>	<b>88</b>	<b>71</b>	<b>42</b>	<b>19</b>	<b>13</b>	<b>1202</b>	<b>47</b>	<b>18</b>	<b>1136</b>	<b>1</b>

AGE, SEX AND RACE OF PERSONS ARRESTED  
under 18 Years of age

CLASSIFICATIONS OF OFFENSES	UCR	SEX	AGE					TOT	RACE				
			Under 10	10-12	13-14	15	16		17	WHT	BLK	IND	ASN
MURDER/NONNEG MANSLAUGHTER	01A	M											
		F											
MANSLAUGHTER BY NEGLIGENCE	01B	M											
		F											
RAPE BY FORCE	02	M			1				1			1	
		F											
ROBBERY	03	M											
		F											
AGGRAVATED ASSAULT	04	M						1	1	1			
		F											
BURGLARY	05	M	2		8	7			17			17	
		F			4			2	6			6	
LARCENY	06	M				3			3			3	
		F						1	1			1	
MOTOR VEHICLE THEFT	07	M						1	1			1	
		F						2	2			2	
OTHER ASSAULTS	08	M			1		3	4	8			8	
		F			2	1	1	1	5			5	
ARSON	09	M				2			2			2	
		F											
FORGERY	10	M											
		F											
FRAUD	11	M											
		F											
EMBEZZLEMENT	12	M											
		F											
STOLEN PROPERTY	13	M											
		F											
VANDALISM	14	M	1	2	1	2	2		8			8	
		F	2						2			2	
WEAPONS	15	M					1		1			1	
		F											
PROSTITUTION	16	M											
		F											

AGE, SEX AND RACE OF PERSONS ARRESTED  
under 18 Years of age

CLASSIFICATIONS OF OFFENSES	UCR	SEX	AGE						TOT	RACE			
			Under 10	10-12	13-14	15	16	17		WHT	BLK	IND	ASN
SEX OFFENSES	17	M					1		1			1	
		F											
<b>DRUG/SALE/MAN</b>	180	M											
		F											
NARCOTICS	180a	M											
		F											
MARIJUANA	180b	M											
		F											
SYNTHETIC NARC	180c	M											
		F											
OTHER/NON-NARC	180d	M											
		F											
<b>DRUG/POSSESSION</b>	185	M											
		F											
NARCOTICS	185e	M											
		F											
MARIJUANA	185f	M											
		F											
SYNTHETIC NARC	185g	M											
		F											
OTHER/NON-NARC	185h	M											
		F											
<b>GAMBLING</b>	19	M											
		F											
BOOKMAKING	19a	M											
		F											
NUMBERS	19b	M											
		F											
OTHER GAMBLING	19c	M											
		F											
FAMILY/CHILD	20	M											
		F											
DRIVING INFLUENCE	21	M						1	1			1	
		F			1				1			1	

AGE, SEX AND RACE OF PERSONS ARRESTED  
under 18 Years of age

CLASSIFICATIONS OF OFFENSES	UCR	SEX	AGE						TOT	RACE			
			Under 10	10-12	13-14	15	16	17		WHT	BLK	IND	ASN
LIQUOR LAWS	22	M					1	3	4			4	
		F			3		2	1	6			6	
DRUNKENNESS	23	M											
		F											
DISORDERLY CONDUCT	24	M						1	1			1	
		F											
VAGRANCY	25	M											
		F											
ALL OTHER	26	M		2	2		2	2	8			8	
		F				3	1	3	7			7	
SUSPICION	27	M											
		F											
CURFEW	28	M											
		F											
RUN-AWAYS	29	M											
		F											
TOTAL BY SEX		M	3	4	13	14	10	13	57	1		56	
		F	2		10	4	4	10	30			30	
<b>GRAND TOTAL</b>			<b>5</b>	<b>4</b>	<b>23</b>	<b>18</b>	<b>14</b>	<b>23</b>	<b>87</b>	<b>1</b>		<b>86</b>	

ARSON OFFENSES KNOWN TO LAW ENFORCEMENT

1 Property Classification	2 Offenses Reported or Known to Police (Include Unfounded and attempts)	3 Unfounded, i.e. False or Baseless Complaints	4 Number of Actual Offenses (Column 2 Minus Column 3) (Include Attempts)	5 Total Offenses Cleared by Arrest or Exceptional Means (Include Column 6)	6 Number of Clearances Involving Only Persons Under 18 Years of Age	7 Offenses Where Structures Uninhabited, Abandoned, or not Normally in Use	8 Estimated Value of Property Damage
STRUCTURAL							
A. Single Occupancy Residential: Houses, Townhouses, Duplexes, etc.							
B. Other Residential: Apartments, Tenements, Flats, Hotels, Motels, Inns, Dormitories, Boarding Houses, etc.							
C. Storage: Barns, Garages, Warehouses, etc.	1		1			1	
D. Industrial/Manufacturing:							
E. Other Commercial: Stores, Restaurants, Offices, etc.							
F. Community/Public: Churches, Jails, Schools, Colleges, Hospitals, etc.	1		1	1	1		
G. All Other Structure: Out Buildings, Monuments, Buildings Under Constructions, etc.							
TOTAL	2		2	1	1	1	
MOBILE							
H. Motor Vehicles: Automobiles, Trucks, Buses, Motorcycles, etc. UCR Definition	1		1				
I. Other Mobile Property: Trailers, Recreational Vehicles, Airplanes, Boats, etc.							
TOTAL	1		1				
OTHER							
J. TOTAL OTHER Crops, Timber, Fences, Signs, etc.	1		1				\$20
TOTAL	1		1				\$20
<b>GRAND TOTAL</b>	<b>4</b>		<b>4</b>	<b>1</b>	<b>1</b>	<b>1</b>	<b>\$20</b>

LAW ENFORCEMENT OFFICERS KILLED OR ASSAULTED

Type of Activity	Total assaults by weapon	Type of Weapon				Type of Assignment						Officer assaults cleared	
		Firearm	Knife or other cutting instrument	Other dangerous weapon	Hands, fists, feet, etc.	Two-officer vehicle	One-officer vehicle		Detective or special assgn.		Other		
							Alone	Asst	Alone	Ast	Alone		Asst
A	B	C	D	E	F	G	H	I	J	K	L	M	
1. Responding to disturbance calls (family quarrels, person with firearm, etc.)													
2. Burglaries in progress or pursuing burglary suspects													
3. Robberies in progress or pursuing robbery suspects													
4. Attempting other arrests													
5. Civil disorder (riot, mass disobedience, etc.)													
6. Handling, transporting, custody of prisoners													
7. Investigating suspicious persons or circumstances													
8. Ambush – no warning													
9. Mentally deranged													
10. Traffic pursuits and stops													
11. All other													
<b>12. TOTAL (1-11)</b>													
13. Number with person injury													
14. Number without personal injury													

15. TIME OF ASSAULTS	12 AM	2 AM	4 AM	6 AM	8 AM	10 AM	NOON	2 PM	4 PM	6 PM	8 PM	10 PM	UNK

OFFENSES KNOWN TO LAW ENFORCEMENT

(1) Classification of Offense	(2) Offenses Reported	(3) Unfounded Offenses	(4) Actual Offenses	(5) Offenses Cleared	(6) Juveniles Only
CRIMINAL HOMICIDE					
MURDER/NONNEG MANSLAUGHTER					
MANSLAUGHTER BY NEGLIGENCE					
TOTAL					
FORCIBLE RAPE					
RAPE BY FORCE					
ATTEMPTED FORCIBLE RAPE					
TOTAL					
ROBBERY					
FIREARM					
KNIFE/CUTTING INSTRUMENT					
OTHER DANGEROUS WEAPON					
STRONG-ARM (HANDS, FISTS)					
TOTAL					
ASSAULT					
FIREARM	1		1	1	
KNIFE OR CUTTING INSTRUMENT					
OTHER DANGEROUS WEAPON					
HANDS, FIST, FEET, AGGRAVATED					
OTHER ASSAULTS - SIMPLE	26		26	17	
TOTAL	27		27	18	
BURGLARY					
FORCIBLE ENTRY	5		5		
UNLAWFUL ENTRY - NO FORCE	1	1			
ATTEMPTED FORCIBLE ENTRY					
TOTAL	6	1	5		
LARCENY-THEFT					
THEFT (EX MOTOR VEHICLE)	32		32	1	
TOTAL	32		32	1	
MOTOR VEHICLE THEFT					
AUTOS	7		7	1	
TRUCKS AND BUSES					
OTHER VEHICLES					
TOTAL	7		7	1	
<b>GRAND TOTAL</b>	<b>72</b>	<b>1</b>	<b>71</b>	<b>20</b>	



PROPERTY STOLEN BY CLASSIFICATION

CLASSIFICATION OF OFFENSES	NUMBER ACTUAL OFFENSES		VALUE OF PROPERTY STOLEN	
MURDER/NONNEG MANSLAUGHTER				
FORCIBLE RAPE				
ROBBERY				
HIGHWAY (STREET, ALLEYS, ETC.)				
COMMERCIAL HOUSE				
GAS OR SERVICE STATION				
CONVENIENCE STORE				
RESIDENCE				
BANK				
MISCELLANEOUS				
TOTAL ROBBERY				
BURGLARY				
RESIDENCE (DWELLING)				
NIGHT (6PM-6AM)	1			
DAY (6AM-6PM)	2		\$ 33,350	
UNKNOWN				
NON-RESIDENCE (STORE ETC.)				
NIGHT (6PM-6AM)	1		\$ 2,500	
DAY (6AM-6PM)	1			
UNKNOWN				
TOTAL BURGLARY	5		\$ 35,850	
LARCENY-THEFT				
\$200 AND OVER	19		\$ 45,555	
\$50 TO \$200	5		\$ 554	
UNDER \$50	8		\$ 25	
TOTAL	32		\$ 46,134	
6X. NATURE OF LARCENIES UNDER ITEM 6				
POCKET-PICKING		1		\$ 500
PURSE-SNATCHING				
SHOPLIFTING		1		
FROM MOTOR VEHICLE		1		\$ 5,494
MOTOR VEHICLE PARTS & ACCESSORIES		1		\$ 500
BICYCLES				
FROM BUILDING(EX C&H)		1		\$ 800
FROM COIN-OP MACHINES				
ALL OTHER		27		\$ 38,840
TOTAL LARCENY		32		\$ 46,134
MOTOR VEHICLE THEFT	7		\$ 22,500	
STOLEN & RECOVERED LOCALLY	3		\$ 22,500	
STOLEN LOCALLY & RECOVERED OTHER				
TOTAL STOLEN OTHER & RECOVERED LOCAL	3		\$ 22,500	
STOLEN IN OTHER JURIS & RECOVERED LOCALLY				
TOTAL MOTOR VEHICLE THEFT	7		\$ 22,500	
<b>GRAND TOTAL</b>	<b>44</b>		<b>\$ 104,484</b>	

PROPERTY BY TYPE AND VALUE

Type of Property (1)	Monetary Value of Property Stolen in Your Jurisdiction	
	STOLEN (2)	RECOVERED (3)
CURRENCY, NOTES, ETC.	\$ 5,404	\$ 20
JEWELRY & PRECIOUS METALS	\$ 7,500	
CLOTHING AND FURS		
LOCALLY STOLEN MOTOR VEHICLE	\$ 40,500	\$ 40,500
OFFICE EQUIPMENT	\$ 500	
TV, RADIOS, CAMERAS, ETC.	\$ 500	
FIREARMS	\$ 3,850	\$ 1,250
HOUSEHOLD GOODS	\$ 22,100	
CONSUMABLE GOODS	\$ 871	\$ 50
LIVESTOCK		
MISCELLANEOUS	\$ 23,259	
<b>GRAND TOTAL</b>	<b>\$ 104,484</b>	<b>\$ 41,820</b>

AGE, SEX AND RACE OF PERSONS ARRESTED  
18 Years of age and over

CLASSIFICATIONS OF OFFENSES	UCR	SEX	AGE																	TOT	RACE				
			18	19	20	21	22	23	24	25 29	30 34	35 39	40 44	45 49	50 54	55 59	60 64	65 OV	WHT		BLK	IND	ASN		
MURDER/NONNEG MANSLAUGHTER	01A	M																							
		F																							
MANSLAUGHTER BY NEGLIGENCE	01B	M																							
		F																							
RAPE BY FORCE	02	M																							
		F																							
ROBBERY	03	M																							
		F																							
AGGRAVATED ASSAULT	04	M				1															1			1	
		F																							
BURGLARY	05	M																							
		F																							
LARCENY	06	M																							
		F																							
MOTOR VEHICLE THEFT	07	M				1															1	1			
		F																							
OTHER ASSAULTS	08	M								2	2	2	1		1	2				10	5		5		
		F		1			1	1		1	2		1	1							8	4		4	
ARSON	09	M																							
		F																							
FORGERY	10	M																							
		F																							
FRAUD	11	M																							
		F																							
EMBEZZLEMENT	12	M																							
		F																							
STOLEN PROPERTY	13	M																							
		F																							
VANDALISM	14	M									2									2	2				
		F																							
WEAPONS	15	M																							
		F																							
PROSTITUTION	16	M																							
		F																							

AGE, SEX AND RACE OF PERSONS ARRESTED  
18 Years of age and over

CLASSIFICATIONS OF OFFENSES	UCR	SEX	AGE																	TOT	RACE			
			18	19	20	21	22	23	24	25 29	30 34	35 39	40 44	45 49	50 54	55 59	60 64	65 OV	WHT		BLK	IND	ASN	
SEX OFFENSES	17	M												1					1				1	
		F																						
DRUG/SALE/MAN	180	M							1	2	1								4	2			2	
		F																						
NARCOTICS	180a	M							1	2	1								4	2			2	
		F																						
MARIJUANA	180b	M																						
		F																						
SYNTHETIC NARC	180c	M																						
		F																						
OTHER/NON-NARC	180d	M																						
		F																						
DRUG/POSSESSIO N	185	M							1		1								2	1			1	
		F																						
NARCOTICS	185e	M																						
		F																						
MARIJUANA	185f	M							1		1								2	1			1	
		F																						
SYNTHETIC NARC	185g	M																						
		F																						
OTHER/NON-NARC	185h	M																						
		F																						
GAMBLING	19	M																						
		F																						
BOOKMAKING	19a	M																						
		F																						
NUMBERS	19b	M																						
		F																						
OTHER GAMBLING	19c	M																						
		F																						
FAMILY/CHILD	20	M																						
		F																						
DRIVING INFLUENCE	21	M				1	2			2	1	2	1	1	1			1	12	10			2	
		F								2		1							3	1			2	

AGE, SEX AND RACE OF PERSONS ARRESTED  
18 Years of age and over

CLASSIFICATIONS OF OFFENSES	UCR	SEX	AGE																	TOT	RACE			
			18	19	20	21	22	23	24	25 29	30 34	35 39	40 44	45 49	50 54	55 59	60 64	65 OV	WHT		BLK	IND	ASN	
LIQUOR LAWS	22	M			1														1	1				
		F																						
DRUNKENNESS	23	M																						
		F																						
DISORDERLY CONDUCT	24	M			1							1							2	1	1			
		F																						
VAGRANCY	25	M																						
		F																						
ALL OTHER	26	M	1		1	3					5	1	3	1	2				17	11		5	1	
		F						1											1			1		
SUSPICION	27	M																						
		F																						
CURFEW	28	M																						
		F																						
TOTAL BY SEX		M	1		3	6	2		2	6	12	5	6	3	4	2		1	53	34	1	17	1	
		F		1			1	2		3	2	1	1	1					12	5		7		
<b>GRAND TOTAL</b>			1	1	3	6	3	2	2	9	14	6	7	4	4	2		1	65	39	1	24	1	

AGE, SEX AND RACE OF PERSONS ARRESTED  
under 18 Years of age

CLASSIFICATIONS OF OFFENSES	UCR	SEX	AGE						TOT	RACE			
			Under 10	10-12	13-14	15	16	17		WHT	BLK	IND	ASN
MURDER/NONNEG MANSLAUGHTER	01A	M											
		F											
MANSLAUGHTER BY NEGLIGENCE	01B	M											
		F											
RAPE BY FORCE	02	M											
		F											
ROBBERY	03	M											
		F											
AGGRAVATED ASSAULT	04	M											
		F											
BURGLARY	05	M											
		F											
LARCENY	06	M											
		F											
MOTOR VEHICLE THEFT	07	M											
		F											
OTHER ASSAULTS	08	M											
		F											
ARSON	09	M											
		F											
FORGERY	10	M											
		F											
FRAUD	11	M											
		F											
EMBEZZLEMENT	12	M											
		F											
STOLEN PROPERTY	13	M											
		F											
VANDALISM	14	M											
		F											
WEAPONS	15	M											
		F											
PROSTITUTION	16	M											
		F											

AGE, SEX AND RACE OF PERSONS ARRESTED  
under 18 Years of age

CLASSIFICATIONS OF OFFENSES	UCR	SEX	AGE						TOT	RACE			
			Under 10	10-12	13-14	15	16	17		WHT	BLK	IND	ASN
SEX OFFENSES	17	M											
		F											
<b>DRUG/SALE/MAN</b>	180	M											
		F											
NARCOTICS	180a	M											
		F											
MARIJUANA	180b	M											
		F											
SYNTHETIC NARC	180c	M											
		F											
OTHER/NON-NARC	180d	M											
		F											
<b>DRUG/POSSESSION</b>	185	M											
		F											
NARCOTICS	185e	M											
		F											
MARIJUANA	185f	M											
		F											
SYNTHETIC NARC	185g	M											
		F											
OTHER/NON-NARC	185h	M											
		F											
<b>GAMBLING</b>	19	M											
		F											
BOOKMAKING	19a	M											
		F											
NUMBERS	19b	M											
		F											
OTHER GAMBLING	19c	M											
		F											
FAMILY/CHILD	20	M											
		F											
DRIVING INFLUENCE	21	M											
		F											

AGE, SEX AND RACE OF PERSONS ARRESTED  
under 18 Years of age

CLASSIFICATIONS OF OFFENSES	UCR	SEX	AGE						TOT	RACE			
			Under 10	10-12	13-14	15	16	17		WHT	BLK	IND	ASN
LIQUOR LAWS	22	M											
		F											
DRUNKENNESS	23	M											
		F											
DISORDERLY CONDUCT	24	M											
		F											
VAGRANCY	25	M											
		F											
ALL OTHER	26	M											
		F											
SUSPICION	27	M											
		F											
CURFEW	28	M											
		F											
RUN-AWAYS	29	M											
		F											
TOTAL BY SEX		M											
		F											
<b>GRAND TOTAL</b>													



ARSON OFFENSES KNOWN TO LAW ENFORCEMENT

1 Property Classification	2 Offenses Reported or Known to Police (Include Unfounded and attempts)	3 Unfounded, i.e. False or Baseless Complaints	4 Number of Actual Offenses (Column 2 Minus Column 3) (Include Attempts)	5 Total Offenses Cleared by Arrest or Exceptional Means (Include Column 6)	6 Number of Clearances Involving Only Persons Under 18 Years of Age	7 Offenses Where Structures Uninhabited, Abandoned, or not Normally in Use	8 Estimated Value of Property Damage
STRUCTURAL							
A. Single Occupancy Residential: Houses, Townhouses, Duplexes, etc.							
B. Other Residential: Apartments, Tenements, Flats, Hotels, Motels, Inns, Dormitories, Boarding Houses, etc.							
C. Storage: Barns, Garages, Warehouses, etc.							
D. Industrial/Manufacturing:							
E. Other Commercial: Stores, Restaurants, Offices, etc.							
F. Community/Public: Churches, Jails, Schools, Colleges, Hospitals, etc.							
G. All Other Structure: Out Buildings, Monuments, Buildings Under Constructions, etc.							
TOTAL							
MOBILE							
H. Motor Vehicles: Automobiles, Trucks, Buses, Motorcycles, etc. UCR Definition							
I. Other Mobile Property: Trailers, Recreational Vehicles, Airplanes, Boats, etc.							
TOTAL							
OTHER							
J. TOTAL OTHER Crops, Timber, Fences, Signs, etc.							
TOTAL							
<b>GRAND TOTAL</b>							

LAW ENFORCEMENT OFFICERS KILLED OR ASSAULTED

Type of Activity	Total assaults by weapon	Type of Weapon				Type of Assignment						Officer assaults cleared	
		Firearm	Knife or other cutting instrument	Other dangerous weapon	Hands, fists, feet, etc.	Two-officer vehicle	One-officer vehicle		Detective or special assgn.		Other		
							Alone	Asst	Alone	Ast	Alone		Asst
A	B	C	D	E	F	G	H	I	J	K	L	M	
1. Responding to disturbance calls (family quarrels, person with firearm, etc.)													
2. Burglaries in progress or pursuing burglary suspects													
3. Robberies in progress or pursuing robbery suspects													
4. Attempting other arrests													
5. Civil disorder (riot, mass disobedience, etc.)													
6. Handling, transporting, custody of prisoners													
7. Investigating suspicious persons or circumstances													
8. Ambush – no warning													
9. Mentally deranged													
10. Traffic pursuits and stops													
11. All other													
<b>12. TOTAL (1-11)</b>													
13. Number with person injury													
14. Number without personal injury													

15. TIME OF ASSAULTS	12 AM	2 AM	4 AM	6 AM	8 AM	10 AM	NOON	2 PM	4 PM	6 PM	8 PM	10 PM	UNK

OFFENSES KNOWN TO LAW ENFORCEMENT

(1) Classification of Offense	(2) Offenses Reported	(3) Unfounded Offenses	(4) Actual Offenses	(5) Offenses Cleared	(6) Juveniles Only
CRIMINAL HOMICIDE					
MURDER/NONNEG MANSLAUGHTER					
MANSLAUGHTER BY NEGLIGENCE					
TOTAL					
FORCIBLE RAPE					
RAPE BY FORCE					
ATTEMPTED FORCIBLE RAPE					
TOTAL					
ROBBERY					
FIREARM					
KNIFE/CUTTING INSTRUMENT					
OTHER DANGEROUS WEAPON					
STRONG-ARM (HANDS, FISTS)					
TOTAL					
ASSAULT					
FIREARM					
KNIFE OR CUTTING INSTRUMENT	1		1	1	
OTHER DANGEROUS WEAPON					
HANDS, FIST, FEET, AGGRAVATED	3		3	2	
OTHER ASSAULTS - SIMPLE	23		23	22	
TOTAL	27		27	25	
BURGLARY					
FORCIBLE ENTRY	2		2	1	
UNLAWFUL ENTRY - NO FORCE	2		2		
ATTEMPTED FORCIBLE ENTRY					
TOTAL	4		4	1	
LARCENY-THEFT					
THEFT (EX MOTOR VEHICLE)	37	1	36	4	
TOTAL	37	1	36	4	
MOTOR VEHICLE THEFT					
AUTOS	3		3		
TRUCKS AND BUSES					
OTHER VEHICLES	2		2	1	
TOTAL	5		5	1	
<b>GRAND TOTAL</b>	<b>73</b>	<b>1</b>	<b>72</b>	<b>31</b>	

PROPERTY STOLEN BY CLASSIFICATION

CLASSIFICATION OF OFFENSES	NUMBER ACTUAL OFFENSES	VALUE OF PROPERTY STOLEN
MURDER/NONNEG MANSLAUGHTER		
FORCIBLE RAPE		
ROBBERY		
HIGHWAY (STREET, ALLEYS, ETC.)		
COMMERCIAL HOUSE		
GAS OR SERVICE STATION		
CONVENIENCE STORE		
RESIDENCE		
BANK		
MISCELLANEOUS		
TOTAL ROBBERY		
BURGLARY		
RESIDENCE (DWELLING)		
NIGHT (6PM-6AM)	1	
DAY (6AM-6PM)		
UNKNOWN	2	
NON-RESIDENCE (STORE ETC.)		
NIGHT (6PM-6AM)	1	\$ 716
DAY (6AM-6PM)		
UNKNOWN		
TOTAL BURGLARY	4	\$ 716
LARCENY-THEFT		
\$200 AND OVER	23	\$ 36,370
\$50 TO \$200	6	\$ 625
UNDER \$50	8	\$ 40
TOTAL	37	\$ 37,035
6X. NATURE OF LARCENIES UNDER ITEM 6		
POCKET-PICKING		
PURSE-SNATCHING		
SHOPLIFTING	2	\$ 429
FROM MOTOR VEHICLE	9	\$ 6,590
MOTOR VEHICLE PARTS & ACCESSORIES		
BICYCLES	2	\$ 240
FROM BUILDING(EX C&H)	13	\$ 14,431
FROM COIN-OP MACHINES		
ALL OTHER	11	\$ 15,345
TOTAL LARCENY	37	\$ 37,035
MOTOR VEHICLE THEFT	5	\$ 35,500
STOLEN & RECOVERED LOCALLY	5	\$ 9,000
STOLEN LOCALLY & RECOVERED OTHER		
TOTAL STOLEN OTHER & RECOVERED LOCAL	5	\$ 9,000
STOLEN IN OTHER JURIS & RECOVERED LOCALLY		
TOTAL MOTOR VEHICLE THEFT	5	\$ 35,500
<b>GRAND TOTAL</b>	<b>46</b>	<b>\$ 73,251</b>

PROPERTY BY TYPE AND VALUE

Type of Property (1)	Monetary Value of Property Stolen in Your Jurisdiction	
	STOLEN (2)	RECOVERED (3)
CURRENCY, NOTES, ETC.	\$ 2,632	\$ 100
JEWELRY & PRECIOUS METALS		
CLOTHING AND FURS	\$ 2,052	\$ 712
LOCALLY STOLEN MOTOR VEHICLE	\$ 35,500	\$ 35,500
OFFICE EQUIPMENT	\$ 5,139	\$ 500
TV, RADIOS, CAMERAS, ETC.	\$ 3,890	
FIREARMS	\$ 2,300	
HOUSEHOLD GOODS	\$ 665	
CONSUMABLE GOODS	\$ 4	\$ 4
LIVESTOCK		
MISCELLANEOUS	\$ 21,069	\$ 1,350
<b>GRAND TOTAL</b>	<b>\$ 73,251</b>	<b>\$ 38,166</b>

AGE, SEX AND RACE OF PERSONS ARRESTED  
18 Years of age and over

CLASSIFICATIONS OF OFFENSES	UCR	SEX	AGE																TOT	RACE			
			18	19	20	21	22	23	24	25 29	30 34	35 39	40 44	45 49	50 54	55 59	60 64	65 OV		WHT	BLK	IND	ASN
MURDER/NONNEG MANSLAUGHTER	01A	M																					
		F																					
MANSLAUGHTER BY NEGLIGENCE	01B	M																					
		F																					
RAPE BY FORCE	02	M																					
		F																					
ROBBERY	03	M																					
		F																					
AGGRAVATED ASSAULT	04	M		1					2				1						4	2		2	
		F																					
BURGLARY	05	M							1						1				2	2			
		F																					
LARCENY	06	M											1						1	1			
		F																					
MOTOR VEHICLE THEFT	07	M			1														1	1			
		F					1												1	1			
OTHER ASSAULTS	08	M			1		1	1	1	2	1	3	1	1	2	1			15	12		1	
		F			2	1	1			2									6	4		2	
ARSON	09	M																					
		F																					
FORGERY	10	M																					
		F																					
FRAUD	11	M																					
		F																					
EMBEZZLEMENT	12	M																					
		F																					
STOLEN PROPERTY	13	M																					
		F																					
VANDALISM	14	M					1	1											2	2			
		F																1	1	1			
WEAPONS	15	M																					
		F																					
PROSTITUTION	16	M																					
		F																					

AGE, SEX AND RACE OF PERSONS ARRESTED  
18 Years of age and over

CLASSIFICATIONS OF OFFENSES	UCR	SEX	AGE																	TOT	RACE			
			18	19	20	21	22	23	24	25 29	30 34	35 39	40 44	45 49	50 54	55 59	60 64	65 OV	WHT		BLK	IND	ASN	
SEX OFFENSES	17	M																						
		F																						
DRUG/SALE/MAN	180	M			1							1							2	2				
		F					1												1	1				
NARCOTICS	180a	M																						
		F																						
MARIJUANA	180b	M																						
		F																						
SYNTHETIC NARC	180c	M																						
		F																						
OTHER/NON-NARC	180d	M			1							1							2	2				
		F					1												1	1				
DRUG/POSSESION	185	M		2	1						1					1			5	3		2		
		F																						
NARCOTICS	185e	M									1								1			1		
		F																						
MARIJUANA	185f	M		2	1											1			4	3		1		
		F																						
SYNTHETIC NARC	185g	M																						
		F																						
OTHER/NON-NARC	185h	M																						
		F																						
GAMBLING	19	M																						
		F																						
BOOKMAKING	19a	M																						
		F																						
NUMBERS	19b	M																						
		F																						
OTHER GAMBLING	19c	M																						
		F																						
FAMILY/CHILD	20	M																						
		F																						
DRIVING INFLUENCE	21	M					2			3	3			1		1			10	10				
		F	2											1					3			2	1	

AGE, SEX AND RACE OF PERSONS ARRESTED  
18 Years of age and over

CLASSIFICATIONS OF OFFENSES	UCR	SEX	AGE																TOT	RACE			
			18	19	20	21	22	23	24	25 29	30 34	35 39	40 44	45 49	50 54	55 59	60 64	65 OV		WHT	BLK	IND	ASN
LIQUOR LAWS	22	M		1	4										1			6	5		1		
		F		1														1	1				
DRUNKENNESS	23	M																					
		F																					
DISORDERLY CONDUCT	24	M																					
		F									1							1	1				
VAGRANCY	25	M																					
		F																					
ALL OTHER	26	M	1			1	1	3		3	5			1	1	1	1	1	19	19			
		F					2	1					1	2					6	4		2	
SUSPICION	27	M																					
		F																					
CURFEW	28	M																					
		F																					
TOTAL BY SEX		M	1	4	8	1	4	5	2	11	10	4	1	5	6	3	1	1	67	59		6	2
		F	2	1	2	1	5	1		2		1	1	3				1	20	13		6	1
<b>GRAND TOTAL</b>			<b>3</b>	<b>5</b>	<b>10</b>	<b>2</b>	<b>9</b>	<b>6</b>	<b>2</b>	<b>13</b>	<b>10</b>	<b>5</b>	<b>2</b>	<b>8</b>	<b>6</b>	<b>3</b>	<b>1</b>	<b>2</b>	<b>87</b>	<b>72</b>		<b>12</b>	<b>3</b>



AGE, SEX AND RACE OF PERSONS ARRESTED  
under 18 Years of age

CLASSIFICATIONS OF OFFENSES	UCR	SEX	AGE						TOT	RACE			
			Under 10	10-12	13-14	15	16	17		WHT	BLK	IND	ASN
MURDER/NONNEG MANSLAUGHTER	01A	M											
		F											
MANSLAUGHTER BY NEGLIGENCE	01B	M											
		F											
RAPE BY FORCE	02	M											
		F											
ROBBERY	03	M											
		F											
AGGRAVATED ASSAULT	04	M											
		F											
BURGLARY	05	M											
		F											
LARCENY	06	M											
		F											
MOTOR VEHICLE THEFT	07	M											
		F											
OTHER ASSAULTS	08	M											
		F											
ARSON	09	M											
		F											
FORGERY	10	M											
		F											
FRAUD	11	M											
		F											
EMBEZZLEMENT	12	M											
		F											
STOLEN PROPERTY	13	M											
		F											
VANDALISM	14	M											
		F											
WEAPONS	15	M											
		F											
PROSTITUTION	16	M											
		F											

AGE, SEX AND RACE OF PERSONS ARRESTED  
under 18 Years of age

CLASSIFICATIONS OF OFFENSES	UCR	SEX	AGE						TOT	RACE			
			Under 10	10-12	13-14	15	16	17		WHT	BLK	IND	ASN
SEX OFFENSES	17	M											
		F											
<b>DRUG/SALE/MAN</b>	180	M					1		1	1			
		F											
NARCOTICS	180a	M					1		1	1			
		F											
MARIJUANA	180b	M											
		F											
SYNTHETIC NARC	180c	M											
		F											
OTHER/NON-NARC	180d	M											
		F											
<b>DRUG/POSSESSION</b>	185	M											
		F											
NARCOTICS	185e	M											
		F											
MARIJUANA	185f	M											
		F											
SYNTHETIC NARC	185g	M											
		F											
OTHER/NON-NARC	185h	M											
		F											
<b>GAMBLING</b>	19	M											
		F											
BOOKMAKING	19a	M											
		F											
NUMBERS	19b	M											
		F											
OTHER GAMBLING	19c	M											
		F											
FAMILY/CHILD	20	M											
		F											
DRIVING INFLUENCE	21	M						1	1	1			
		F											

AGE, SEX AND RACE OF PERSONS ARRESTED  
under 18 Years of age

CLASSIFICATIONS OF OFFENSES	UCR	SEX	AGE						TOT	RACE			
			Under 10	10-12	13-14	15	16	17		WHT	BLK	IND	ASN
LIQUOR LAWS	22	M					1		1			1	
		F			1			1	2	2			
DRUNKENNESS	23	M											
		F											
DISORDERLY CONDUCT	24	M											
		F					1		1				1
VAGRANCY	25	M											
		F											
ALL OTHER	26	M											
		F					1		1				1
SUSPICION	27	M											
		F											
CURFEW	28	M											
		F											
RUN-AWAYS	29	M											
		F											
TOTAL BY SEX		M					2	1	3	2		1	
		F			1		2	1	4	2			2
<b>GRAND TOTAL</b>				1		4	2	7	4		1	2	

ARSON OFFENSES KNOWN TO LAW ENFORCEMENT

1 Property Classification	2 Offenses Reported or Known to Police (Include Unfounded and attempts)	3 Unfounded, i.e. False or Baseless Complaints	4 Number of Actual Offenses (Column 2 Minus Column 3) (Include Attempts)	5 Total Offenses Cleared by Arrest or Exceptional Means (Include Column 6)	6 Number of Clearances Involving Only Persons Under 18 Years of Age	7 Offenses Where Structures Uninhabited, Abandoned, or not Normally in Use	8 Estimated Value of Property Damage
STRUCTURAL							
A. Single Occupancy Residential: Houses, Townhouses, Duplexes, etc.							
B. Other Residential: Apartments, Tenements, Flats, Hotels, Motels, Inns, Dormitories, Boarding Houses, etc.							
C. Storage: Barns, Garages, Warehouses, etc.							
D. Industrial/Manufacturing:							
E. Other Commercial: Stores, Restaurants, Offices, etc.							
F. Community/Public: Churches, Jails, Schools, Colleges, Hospitals, etc.							
G. All Other Structure: Out Buildings, Monuments, Buildings Under Constructions, etc.							
TOTAL							
MOBILE							
H. Motor Vehicles: Automobiles, Trucks, Buses, Motorcycles, etc. UCR Definition							
I. Other Mobile Property: Trailers, Recreational Vehicles, Airplanes, Boats, etc.							
TOTAL							
OTHER							
J. TOTAL OTHER Crops, Timber, Fences, Signs, etc.							
TOTAL							
<b>GRAND TOTAL</b>							

LAW ENFORCEMENT OFFICERS KILLED OR ASSAULTED

Type of Activity	Total assaults by weapon	Type of Weapon				Type of Assignment						Officer assaults cleared	
		Firearm	Knife or other cutting instrument	Other dangerous weapon	Hands, fists, feet, etc.	Two-officer vehicle	One-officer vehicle		Detective or special assgn.		Other		
							Alone	Asst	Alone	Ast	Alone		Asst
A	B	C	D	E	F	G	H	I	J	K	L	M	
1. Responding to disturbance calls (family quarrels, person with firearm, etc.)													
2. Burglaries in progress or pursuing burglary suspects													
3. Robberies in progress or pursuing robbery suspects													
4. Attempting other arrests													
5. Civil disorder (riot, mass disobedience, etc.)													
6. Handling, transporting, custody of prisoners													
7. Investigating suspicious persons or circumstances													
8. Ambush – no warning													
9. Mentally deranged													
10. Traffic pursuits and stops													
11. All other													
<b>12. TOTAL (1-11)</b>													
13. Number with person injury													
14. Number without personal injury													
15. TIME OF ASSAULTS	12 AM	2 AM	4 AM	6 AM	8 AM	10 AM	NOON	2 PM	4 PM	6 PM	8 PM	10 PM	UNK

OFFENSES KNOWN TO LAW ENFORCEMENT

(1) Classification of Offense	(2) Offenses Reported	(3) Unfounded Offenses	(4) Actual Offenses	(5) Offenses Cleared	(6) Juveniles Only
CRIMINAL HOMICIDE					
MURDER/NONNEG MANSLAUGHTER					
MANSLAUGHTER BY NEGLIGENCE					
TOTAL					
FORCIBLE RAPE					
RAPE BY FORCE					
ATTEMPTED FORCIBLE RAPE					
TOTAL					
ROBBERY					
FIREARM					
KNIFE/CUTTING INSTRUMENT					
OTHER DANGEROUS WEAPON					
STRONG-ARM (HANDS, FISTS)					
TOTAL					
ASSAULT					
FIREARM					
KNIFE OR CUTTING INSTRUMENT	4		4	3	
OTHER DANGEROUS WEAPON					
HANDS, FIST, FEET, AGGRAVATED	1		1	1	
OTHER ASSAULTS - SIMPLE	21		21	22	
TOTAL	26		26	26	
BURGLARY					
FORCIBLE ENTRY	1		1		
UNLAWFUL ENTRY - NO FORCE	2		2	2	
ATTEMPTED FORCIBLE ENTRY					
TOTAL	3		3	2	
LARCENY-THEFT					
THEFT (EX MOTOR VEHICLE)	20		20	12	
TOTAL	20		20	12	
MOTOR VEHICLE THEFT					
AUTOS	3		3	2	
TRUCKS AND BUSES					
OTHER VEHICLES					
TOTAL	3		3	2	
<b>GRAND TOTAL</b>	<b>52</b>		<b>52</b>	<b>42</b>	

PROPERTY STOLEN BY CLASSIFICATION

CLASSIFICATION OF OFFENSES	NUMBER ACTUAL OFFENSES	VALUE OF PROPERTY STOLEN
MURDER/NONNEG MANSLAUGHTER		
FORCIBLE RAPE		
ROBBERY		
HIGHWAY (STREET, ALLEYS, ETC.)		
COMMERCIAL HOUSE		
GAS OR SERVICE STATION		
CONVENIENCE STORE		
RESIDENCE		
BANK		
MISCELLANEOUS		
TOTAL ROBBERY		
BURGLARY		
RESIDENCE (DWELLING)		
NIGHT (6PM-6AM)	1	\$ 300
DAY (6AM-6PM)	2	\$ 1,200
UNKNOWN		
NON-RESIDENCE (STORE ETC.)		
NIGHT (6PM-6AM)		
DAY (6AM-6PM)		
UNKNOWN		
TOTAL BURGLARY	3	\$ 1,500
LARCENY-THEFT		
\$200 AND OVER	7	\$ 6,024
\$50 TO \$200	3	\$ 359
UNDER \$50	10	\$ 178
TOTAL	20	\$ 6,561
6X. NATURE OF LARCENIES UNDER ITEM 6		
POCKET-PICKING		
PURSE-SNATCHING		
SHOPLIFTING		
FROM MOTOR VEHICLE		
MOTOR VEHICLE PARTS & ACCESSORIES	3	\$ 2,650
BICYCLES		
FROM BUILDING(EX C&H)	11	\$ 1,806
FROM COIN-OP MACHINES		
ALL OTHER	6	\$ 2,105
TOTAL LARCENY	20	\$ 6,561
MOTOR VEHICLE THEFT	3	
STOLEN & RECOVERED LOCALLY		
STOLEN LOCALLY & RECOVERED OTHER		
TOTAL STOLEN OTHER & RECOVERED LOCAL		
STOLEN IN OTHER JURIS & RECOVERED LOCALLY		
TOTAL MOTOR VEHICLE THEFT	3	
<b>GRAND TOTAL</b>	<b>26</b>	<b>\$ 8,061</b>

PROPERTY BY TYPE AND VALUE

Type of Property (1)	Monetary Value of Property Stolen in Your Jurisdiction	
	STOLEN (2)	RECOVERED (3)
CURRENCY, NOTES, ETC.	\$ 2,004	
JEWELRY & PRECIOUS METALS	\$ 40	
CLOTHING AND FURS	\$ 131	
LOCALLY STOLEN MOTOR VEHICLE		
OFFICE EQUIPMENT		
TV, RADIOS, CAMERAS, ETC.	\$ 573	
FIREARMS	\$ 2,750	\$ 1,200
HOUSEHOLD GOODS	\$ 300	\$ 300
CONSUMABLE GOODS	\$ 293	
LIVESTOCK		
MISCELLANEOUS	\$ 1,970	
<b>GRAND TOTAL</b>	<b>\$ 8,061</b>	<b>\$ 1,500</b>



AGE, SEX AND RACE OF PERSONS ARRESTED  
18 Years of age and over

CLASSIFICATIONS OF OFFENSES	UCR	SEX	AGE																TOT	RACE							
			18	19	20	21	22	23	24	25 29	30 34	35 39	40 44	45 49	50 54	55 59	60 64	65 OV		WHT	BLK	IND	ASN				
MURDER/NONNEG MANSLAUGHTER	01A	M																									
		F																									
MANSLAUGHTER BY NEGLIGENCE	01B	M																									
		F																									
RAPE BY FORCE	02	M																									
		F																									
ROBBERY	03	M																									
		F																									
AGGRAVATED ASSAULT	04	M							1						2					3	2			1			
		F				1														1				1			
BURGLARY	05	M																									
		F																									
LARCENY	06	M	1				1	1			2									5	1			4			
		F																1		1				1			
MOTOR VEHICLE THEFT	07	M																									
		F																									
OTHER ASSAULTS	08	M						1	1	2		2		1	1		1		9	3			6				
		F				2	1			1						2	1		7	4			3				
ARSON	09	M																									
		F																									
FORGERY	10	M																									
		F																									
FRAUD	11	M						1												1				1			
		F																									
EMBEZZLEMENT	12	M																									
		F																									
STOLEN PROPERTY	13	M																									
		F																									
VANDALISM	14	M	1																	1	1						
		F																									
WEAPONS	15	M									1									1				1			
		F																									
PROSTITUTION	16	M																									
		F																									

AGE, SEX AND RACE OF PERSONS ARRESTED  
18 Years of age and over

CLASSIFICATIONS OF OFFENSES	UCR	SEX	AGE																	TOT	RACE				
			18	19	20	21	22	23	24	25 29	30 34	35 39	40 44	45 49	50 54	55 59	60 64	65 OV	WHT		BLK	IND	ASN		
SEX OFFENSES	17	M																							
		F																							
DRUG/SALE/MAN	180	M							1							1					2	2			
		F																							
NARCOTICS	180a	M							1							1					2	2			
		F																							
MARIJUANA	180b	M																							
		F																							
SYNTHETIC NARC	180c	M																							
		F																							
OTHER/NON-NARC	180d	M																							
		F																							
DRUG/POSSESION	185	M								1											1			1	
		F																							
NARCOTICS	185e	M																							
		F																							
MARIJUANA	185f	M								1											1			1	
		F																							
SYNTHETIC NARC	185g	M																							
		F																							
OTHER/NON-NARC	185h	M																							
		F																							
GAMBLING	19	M																							
		F																							
BOOKMAKING	19a	M																							
		F																							
NUMBERS	19b	M																							
		F																							
OTHER GAMBLING	19c	M																							
		F																							
FAMILY/CHILD	20	M																							
		F																							
DRIVING INFLUENCE	21	M		1								2		2	1	1					7	4		3	
		F								1											1			1	

AGE, SEX AND RACE OF PERSONS ARRESTED  
18 Years of age and over

CLASSIFICATIONS OF OFFENSES	UCR	SEX	AGE																	TOT	RACE								
			18	19	20	21	22	23	24	25 29	30 34	35 39	40 44	45 49	50 54	55 59	60 64	65 OV	WHT		BLK	IND	ASN						
LIQUOR LAWS	22	M																											
		F																											
DRUNKENNESS	23	M																											
		F																											
DISORDERLY CONDUCT	24	M							1												1						1		
		F																											
VAGRANCY	25	M																											
		F																											
ALL OTHER	26	M	2		1	1	2		1	7	5	2	2	3		1	1	2		30	18					12			
		F	1							2	6	2	1							12	6					6			
SUSPICION	27	M																											
		F																											
CURFEW	28	M																											
		F																											
TOTAL BY SEX		M	4	1	1	1	3	3	3	12	10	4	4	5	5	1	2	2		61	31					30			
		F	1			3	1			4	6	2	1		2	1	1			22	10					12			
<b>GRAND TOTAL</b>			<b>5</b>	<b>1</b>	<b>1</b>	<b>4</b>	<b>4</b>	<b>3</b>	<b>3</b>	<b>16</b>	<b>16</b>	<b>6</b>	<b>5</b>	<b>5</b>	<b>7</b>	<b>2</b>	<b>3</b>	<b>2</b>		<b>83</b>	<b>41</b>				<b>42</b>				

AGE, SEX AND RACE OF PERSONS ARRESTED  
under 18 Years of age

CLASSIFICATIONS OF OFFENSES	UCR	SEX	AGE					TOT	RACE			
			Under 10	10-12	13-14	15	16		17	WHT	BLK	IND
MURDER/NONNEG MANSLAUGHTER	01A	M										
		F										
MANSLAUGHTER BY NEGLIGENCE	01B	M										
		F										
RAPE BY FORCE	02	M										
		F										
ROBBERY	03	M										
		F										
AGGRAVATED ASSAULT	04	M										
		F										
BURGLARY	05	M										
		F										
LARCENY	06	M										
		F										
MOTOR VEHICLE THEFT	07	M										
		F										
OTHER ASSAULTS	08	M										
		F										
ARSON	09	M										
		F										
FORGERY	10	M										
		F										
FRAUD	11	M										
		F										
EMBEZZLEMENT	12	M										
		F										
STOLEN PROPERTY	13	M										
		F										
VANDALISM	14	M										
		F										
WEAPONS	15	M										
		F										
PROSTITUTION	16	M										
		F										

AGE, SEX AND RACE OF PERSONS ARRESTED  
under 18 Years of age

CLASSIFICATIONS OF OFFENSES	UCR	SEX	AGE						TOT	RACE			
			Under 10	10-12	13-14	15	16	17		WHT	BLK	IND	ASN
SEX OFFENSES	17	M											
		F											
<b>DRUG/SALE/MAN</b>	180	M											
		F											
NARCOTICS	180a	M											
		F											
MARIJUANA	180b	M											
		F											
SYNTHETIC NARC	180c	M											
		F											
OTHER/NON-NARC	180d	M											
		F											
<b>DRUG/POSSESSION</b>	185	M											
		F											
NARCOTICS	185e	M											
		F											
MARIJUANA	185f	M											
		F											
SYNTHETIC NARC	185g	M											
		F											
OTHER/NON-NARC	185h	M											
		F											
<b>GAMBLING</b>	19	M											
		F											
BOOKMAKING	19a	M											
		F											
NUMBERS	19b	M											
		F											
OTHER GAMBLING	19c	M											
		F											
FAMILY/CHILD	20	M											
		F											
DRIVING INFLUENCE	21	M											
		F											

AGE, SEX AND RACE OF PERSONS ARRESTED  
under 18 Years of age

CLASSIFICATIONS OF OFFENSES	UCR	SEX	AGE						TOT	RACE			
			Under 10	10-12	13-14	15	16	17		WHT	BLK	IND	ASN
LIQUOR LAWS	22	M											
		F											
DRUNKENNESS	23	M											
		F											
DISORDERLY CONDUCT	24	M											
		F											
VAGRANCY	25	M											
		F											
ALL OTHER	26	M											
		F											
SUSPICION	27	M											
		F											
CURFEW	28	M											
		F											
RUN-AWAYS	29	M											
		F											
TOTAL BY SEX		M											
		F											
<b>GRAND TOTAL</b>													

ARSON OFFENSES KNOWN TO LAW ENFORCEMENT

1 Property Classification	2 Offenses Reported or Known to Police (Include Unfounded and attempts)	3 Unfounded, i.e. False or Baseless Complaints	4 Number of Actual Offenses (Column 2 Minus Column 3) (Include Attempts)	5 Total Offenses Cleared by Arrest or Exceptional Means (Include Column 6)	6 Number of Clearances Involving Only Persons Under 18 Years of Age	7 Offenses Where Structures Uninhabited, Abandoned, or not Normally in Use	8 Estimated Value of Property Damage
STRUCTURAL							
A. Single Occupancy Residential: Houses, Townhouses, Duplexes, etc.							
B. Other Residential: Apartments, Tenements, Flats, Hotels, Motels, Inns, Dormitories, Boarding Houses, etc.							
C. Storage: Barns, Garages, Warehouses, etc.							
D. Industrial/Manufacturing:							
E. Other Commercial: Stores, Restaurants, Offices, etc.							
F. Community/Public: Churches, Jails, Schools, Colleges, Hospitals, etc.							
G. All Other Structure: Out Buildings, Monuments, Buildings Under Constructions, etc.							
TOTAL							
MOBILE							
H. Motor Vehicles: Automobiles, Trucks, Buses, Motorcycles, etc. UCR Definition							
I. Other Mobile Property: Trailers, Recreational Vehicles, Airplanes, Boats, etc.							
TOTAL							
OTHER							
J. TOTAL OTHER Crops, Timber, Fences, Signs, etc.							
TOTAL							
<b>GRAND TOTAL</b>							

LAW ENFORCEMENT OFFICERS KILLED OR ASSAULTED

Type of Activity	Total assaults by weapon	Type of Weapon				Type of Assignment						Officer assaults cleared	
		Firearm	Knife or other cutting instrument	Other dangerous weapon	Hands, fists, feet, etc.	Two-officer vehicle	One-officer vehicle		Detective or special assgn.		Other		
							Alone	Asst	Alone	Ast	Alone		Asst
A	B	C	D	E	F	G	H	I	J	K	L	M	
1. Responding to disturbance calls (family quarrels, person with firearm, etc.)													
2. Burglaries in progress or pursuing burglary suspects													
3. Robberies in progress or pursuing robbery suspects													
4. Attempting other arrests													
5. Civil disorder (riot, mass disobedience, etc.)													
6. Handling, transporting, custody of prisoners													
7. Investigating suspicious persons or circumstances													
8. Ambush – no warning													
9. Mentally deranged													
10. Traffic pursuits and stops													
11. All other													
<b>12. TOTAL (1-11)</b>													
13. Number with person injury													
14. Number without personal injury													
15. TIME OF ASSAULTS	12 AM	2 AM	4 AM	6 AM	8 AM	10 AM	NOON	2 PM	4 PM	6 PM	8 PM	10 PM	UNK



OFFENSES KNOWN TO LAW ENFORCEMENT

(1) Classification of Offense	(2) Offenses Reported	(3) Unfounded Offenses	(4) Actual Offenses	(5) Offenses Cleared	(6) Juveniles Only
CRIMINAL HOMICIDE					
MURDER/NONNEG MANSLAUGHTER					
MANSLAUGHTER BY NEGLIGENCE					
TOTAL					
FORCIBLE RAPE					
RAPE BY FORCE	14		14	9	
ATTEMPTED FORCIBLE RAPE	4		4	4	
TOTAL	18		18	13	
ROBBERY					
FIREARM					
KNIFE/CUTTING INSTRUMENT					
OTHER DANGEROUS WEAPON					
STRONG-ARM (HANDS, FISTS)	1		1		
TOTAL	1		1		
ASSAULT					
FIREARM					
KNIFE OR CUTTING INSTRUMENT	1		1	1	
OTHER DANGEROUS WEAPON	4		4	4	1
HANDS, FIST, FEET, AGGRAVATED	24	1	23	21	2
OTHER ASSAULTS - SIMPLE	70	5	65	56	2
TOTAL	99	6	93	82	5
BURGLARY					
FORCIBLE ENTRY	4	1	3	1	1
UNLAWFUL ENTRY - NO FORCE	9		9	4	1
ATTEMPTED FORCIBLE ENTRY					
TOTAL	13	1	12	5	2
LARCENY-THEFT					
THEFT (EX MOTOR VEHICLE)	57	2	55	25	3
TOTAL	57	2	55	25	3
MOTOR VEHICLE THEFT					
AUTOS	4	1	3	2	
TRUCKS AND BUSES					
OTHER VEHICLES	4		4	2	
TOTAL	8	1	7	4	
<b>GRAND TOTAL</b>	<b>196</b>	<b>10</b>	<b>186</b>	<b>129</b>	<b>10</b>

PROPERTY STOLEN BY CLASSIFICATION

CLASSIFICATION OF OFFENSES	NUMBER ACTUAL OFFENSES	VALUE OF PROPERTY STOLEN
MURDER/NONNEG MANSLAUGHTER		
FORCIBLE RAPE	18	
ROBBERY		
HIGHWAY (STREET, ALLEYS, ETC.)		
COMMERCIAL HOUSE		
GAS OR SERVICE STATION		
CONVENIENCE STORE		
RESIDENCE	1	\$ 690
BANK		
MISCELLANEOUS		
TOTAL ROBBERY	1	\$ 690
BURGLARY		
RESIDENCE (DWELLING)		
NIGHT (6PM-6AM)	2	
DAY (6AM-6PM)	6	\$ 12,717
UNKNOWN		
NON-RESIDENCE (STORE ETC.)		
NIGHT (6PM-6AM)	1	\$ 495
DAY (6AM-6PM)	3	\$ 350
UNKNOWN		
TOTAL BURGLARY	12	\$ 13,562
LARCENY-THEFT		
\$200 AND OVER	37	\$ 50,683
\$50 TO \$200	4	\$ 365
UNDER \$50	14	\$ 195
TOTAL	55	\$ 51,243
6X. NATURE OF LARCENIES UNDER ITEM 6		
POCKET-PICKING		
PURSE-SNATCHING		
SHOPLIFTING		2
FROM MOTOR VEHICLE		3
MOTOR VEHICLE PARTS & ACCESSORIES		
BICYCLES		
FROM BUILDING(EX C&H)		5
FROM COIN-OP MACHINES		
ALL OTHER		45
TOTAL LARCENY		55
MOTOR VEHICLE THEFT	7	\$ 16,000
STOLEN & RECOVERED LOCALLY	5	\$ 5,000
STOLEN LOCALLY & RECOVERED OTHER		
TOTAL STOLEN OTHER & RECOVERED LOCAL	5	\$ 5,000
STOLEN IN OTHER JURIS & RECOVERED LOCALLY		
TOTAL MOTOR VEHICLE THEFT	7	\$ 16,000
<b>GRAND TOTAL</b>	<b>93</b>	<b>\$ 81,495</b>

PROPERTY BY TYPE AND VALUE

Type of Property (1)	Monetary Value of Property Stolen in Your Jurisdiction	
	STOLEN (2)	RECOVERED (3)
CURRENCY, NOTES, ETC.	\$ 11,416	\$ 100
JEWELRY & PRECIOUS METALS	\$ 10,050	
CLOTHING AND FURS	\$ 520	\$ 300
LOCALLY STOLEN MOTOR VEHICLE	\$ 16,000	\$ 25,000
OFFICE EQUIPMENT	\$ 5,060	\$ 2,249
TV, RADIOS, CAMERAS, ETC.	\$ 350	
FIREARMS	\$ 700	\$ 100
HOUSEHOLD GOODS	\$ 20,725	\$ 508
CONSUMABLE GOODS	\$ 2,176	\$ 13
LIVESTOCK		
MISCELLANEOUS	\$ 14,498	\$ 1,830
<b>GRAND TOTAL</b>	<b>\$ 81,495</b>	<b>\$ 30,100</b>

AGE, SEX AND RACE OF PERSONS ARRESTED  
18 Years of age and over

CLASSIFICATIONS OF OFFENSES	UCR	SEX	AGE																TOT	RACE																	
			18	19	20	21	22	23	24	25 29	30 34	35 39	40 44	45 49	50 54	55 59	60 64	65 OV		WHT	BLK	IND	ASN														
MURDER/NONNEG MANSLAUGHTER	01A	M																																			
		F																																			
MANSLAUGHTER BY NEGLIGENCE	01B	M																																			
		F																																			
RAPE BY FORCE	02	M																	1							1											
		F																																			
ROBBERY	03	M																																			
		F																																			
AGGRAVATED ASSAULT	04	M				1	1		1	1	1	3	2		1							11	4														
		F			1				1	1													3														
BURGLARY	05	M																																			
		F																																			
LARCENY	06	M									1							1										2	2								
		F											1															1									
MOTOR VEHICLE THEFT	07	M								2																		2									
		F																																			
OTHER ASSAULTS	08	M	1	1		2			2	6	4	2	1	5	4																						
		F	1					1	1		1	2	1	3	2																						
ARSON	09	M																																			
		F																																			
FORGERY	10	M																																			
		F																																			
FRAUD	11	M																																			
		F																																			
EMBEZZLEMENT	12	M																																			
		F																																			
STOLEN PROPERTY	13	M																																			
		F																																			
VANDALISM	14	M	1		1				1			1																									
		F									1	1																									
WEAPONS	15	M																																			
		F																																			
PROSTITUTION	16	M																																			
		F																																			

AGE, SEX AND RACE OF PERSONS ARRESTED  
18 Years of age and over

CLASSIFICATIONS OF OFFENSES	UCR	SEX	AGE																	TOT	RACE				
			18	19	20	21	22	23	24	25-29	30-34	35-39	40-44	45-49	50-54	55-59	60-64	65 OV	WHT		BLK	IND	ASN		
SEX OFFENSES	17	M																			2				2
		F																							
DRUG/SALE/MAN	180	M																							
		F																							
NARCOTICS	180a	M																							
		F																							
MARIJUANA	180b	M																							
		F																							
SYNTHETIC NARC	180c	M																							
		F																							
OTHER/NON-NARC	180d	M																							
		F																							
DRUG/POSSESION	185	M																				4	1		3
		F																					1		
NARCOTICS	185e	M																				1			1
		F																							
MARIJUANA	185f	M																							
		F																							
SYNTHETIC NARC	185g	M																							
		F																							
OTHER/NON-NARC	185h	M																				3	1		2
		F																					1		
GAMBLING	19	M																							
		F																							
BOOKMAKING	19a	M																							
		F																							
NUMBERS	19b	M																							
		F																							
OTHER GAMBLING	19c	M																							
		F																							
FAMILY/CHILD	20	M																							
		F																					1		
DRIVING INFLUENCE	21	M							1	1	4			1	2		2	2		2	15	6			9
		F	1		1					1	1				1					2	5	1			4

AGE, SEX AND RACE OF PERSONS ARRESTED  
18 Years of age and over

CLASSIFICATIONS OF OFFENSES	UCR	SEX	AGE																TOT	RACE			
			18	19	20	21	22	23	24	25 29	30 34	35 39	40 44	45 49	50 54	55 59	60 64	65 OV		WHT	BLK	IND	ASN
LIQUOR LAWS	22	M				1													1			1	
		F																					
DRUNKENNESS	23	M		1	1														2	1		1	
		F	1	1															2	1		1	
DISORDERLY CONDUCT	24	M																					
		F																					
VAGRANCY	25	M																					
		F																					
ALL OTHER	26	M		1	3		1	2	2	8		4	5	2	5	5		4	42	11		31	
		F					1	2	1	4	1	1	1	2		2		1	16	7		9	
SUSPICION	27	M																					
		F																					
CURFEW	28	M																					
		F																					
TOTAL BY SEX		M	2	3	5	4	2	3	7	21	7	12	11	8	15	8		6	114	33		80	1
		F	3	1	2		2	3	3	8	5	4	4	5		2		1	43	11		32	
GRAND TOTAL			5	4	7	4	4	6	10	29	12	16	15	13	15	10		7	157	44		112	1

AGE, SEX AND RACE OF PERSONS ARRESTED  
under 18 Years of age

CLASSIFICATIONS OF OFFENSES	UCR	SEX	AGE						TOT	RACE			
			Under 10	10-12	13-14	15	16	17		WHT	BLK	IND	ASN
MURDER/NONNEG MANSLAUGHTER	01A	M											
		F											
MANSLAUGHTER BY NEGLIGENCE	01B	M											
		F											
RAPE BY FORCE	02	M											
		F											
ROBBERY	03	M											
		F											
AGGRAVATED ASSAULT	04	M											
		F											
BURGLARY	05	M											
		F											
LARCENY	06	M											
		F											
MOTOR VEHICLE THEFT	07	M											
		F											
OTHER ASSAULTS	08	M											
		F											
ARSON	09	M											
		F											
FORGERY	10	M											
		F											
FRAUD	11	M											
		F											
EMBEZZLEMENT	12	M											
		F											
STOLEN PROPERTY	13	M											
		F											
VANDALISM	14	M											
		F											
WEAPONS	15	M											
		F											
PROSTITUTION	16	M											
		F											

AGE, SEX AND RACE OF PERSONS ARRESTED  
under 18 Years of age

CLASSIFICATIONS OF OFFENSES	UCR	SEX	AGE						TOT	RACE			
			Under 10	10-12	13-14	15	16	17		WHT	BLK	IND	ASN
SEX OFFENSES	17	M											
		F											
<b>DRUG/SALE/MAN</b>	180	M											
		F											
NARCOTICS	180a	M											
		F											
MARIJUANA	180b	M											
		F											
SYNTHETIC NARC	180c	M											
		F											
OTHER/NON-NARC	180d	M											
		F											
<b>DRUG/POSSESSION</b>	185	M											
		F											
NARCOTICS	185e	M											
		F											
MARIJUANA	185f	M											
		F											
SYNTHETIC NARC	185g	M											
		F											
OTHER/NON-NARC	185h	M											
		F											
<b>GAMBLING</b>	19	M											
		F											
BOOKMAKING	19a	M											
		F											
NUMBERS	19b	M											
		F											
OTHER GAMBLING	19c	M											
		F											
FAMILY/CHILD	20	M											
		F											
DRIVING INFLUENCE	21	M											
		F											



AGE, SEX AND RACE OF PERSONS ARRESTED  
under 18 Years of age

CLASSIFICATIONS OF OFFENSES	UCR	SEX	AGE					TOT	RACE				
			Under 10	10-12	13-14	15	16		17	WHT	BLK	IND	ASN
LIQUOR LAWS	22	M											
		F											
DRUNKENNESS	23	M			1		1		2		1	1	
		F				1	2	1	4			4	
DISORDERLY CONDUCT	24	M											
		F											
VAGRANCY	25	M											
		F											
ALL OTHER	26	M				1	1		2			2	
		F											
SUSPICION	27	M											
		F											
CURFEW	28	M											
		F											
RUN-AWAYS	29	M											
		F											
TOTAL BY SEX		M			1	1	2		4		1	3	
		F				1	2	1	4			4	
<b>GRAND TOTAL</b>					1	2	4	1	8		1	7	

ARSON OFFENSES KNOWN TO LAW ENFORCEMENT

1 Property Classification	2 Offenses Reported or Known to Police (Include Unfounded and attempts)	3 Unfounded, i.e. False or Baseless Complaints	4 Number of Actual Offenses (Column 2 Minus Column 3) (Include Attempts)	5 Total Offenses Cleared by Arrest or Exceptional Means (Include Column 6)	6 Number of Clearances Involving Only Persons Under 18 Years of Age	7 Offenses Where Structures Uninhabited, Abandoned, or not Normally in Use	8 Estimated Value of Property Damage
STRUCTURAL							
A. Single Occupancy Residential: Houses, Townhouses, Duplexes, etc.							
B. Other Residential: Apartments, Tenements, Flats, Hotels, Motels, Inns, Dormitories, Boarding Houses, etc.							
C. Storage: Barns, Garages, Warehouses, etc.							
D. Industrial/Manufacturing:							
E. Other Commercial: Stores, Restaurants, Offices, etc.							
F. Community/Public: Churches, Jails, Schools, Colleges, Hospitals, etc.							
G. All Other Structure: Out Buildings, Monuments, Buildings Under Constructions, etc.							
TOTAL							
MOBILE							
H. Motor Vehicles: Automobiles, Trucks, Buses, Motorcycles, etc. UCR Definition							
I. Other Mobile Property: Trailers, Recreational Vehicles, Airplanes, Boats, etc.							
TOTAL							
OTHER							
J. TOTAL OTHER Crops, Timber, Fences, Signs, etc.							
TOTAL							
<b>GRAND TOTAL</b>							

LAW ENFORCEMENT OFFICERS KILLED OR ASSAULTED

Type of Activity	Total assaults by weapon	Type of Weapon				Type of Assignment						Officer assaults cleared	
		Firearm	Knife or other cutting instrument	Other dangerous weapon	Hands, fists, feet, etc.	Two-officer vehicle	One-officer vehicle		Detective or special assgn.		Other		
							Alone	Asst	Alone	Ast	Alone		Asst
A	B	C	D	E	F	G	H	I	J	K	L	M	
1. Responding to disturbance calls (family quarrels, person with firearm, etc.)	1			1			1						1
2. Burglaries in progress or pursuing burglary suspects													
3. Robberies in progress or pursuing robbery suspects													
4. Attempting other arrests													
5. Civil disorder (riot, mass disobedience, etc.)													
6. Handling, transporting, custody of prisoners													
7. Investigating suspicious persons or circumstances													
8. Ambush – no warning													
9. Mentally deranged													
10. Traffic pursuits and stops													
11. All other													
<b>12. TOTAL (1-11)</b>	<b>1</b>			<b>1</b>			<b>1</b>						<b>1</b>
13. Number with person injury	1			1									
14. Number without personal injury													

15. TIME OF ASSAULTS	12 AM	2 AM	4 AM	6 AM	8 AM	10 AM	NOON	2 PM	4 PM	6 PM	8 PM	10 PM	UNK
			1										

OFFENSES KNOWN TO LAW ENFORCEMENT

(1) Classification of Offense	(2) Offenses Reported	(3) Unfounded Offenses	(4) Actual Offenses	(5) Offenses Cleared	(6) Juveniles Only
CRIMINAL HOMICIDE					
MURDER/NONNEG MANSLAUGHTER					
MANSLAUGHTER BY NEGLIGENCE					
TOTAL					
FORCIBLE RAPE					
RAPE BY FORCE					
ATTEMPTED FORCIBLE RAPE					
TOTAL					
ROBBERY					
FIREARM					
KNIFE/CUTTING INSTRUMENT					
OTHER DANGEROUS WEAPON					
STRONG-ARM (HANDS, FISTS)					
TOTAL					
ASSAULT					
FIREARM					
KNIFE OR CUTTING INSTRUMENT					
OTHER DANGEROUS WEAPON					
HANDS, FIST, FEET, AGGRAVATED					
OTHER ASSAULTS - SIMPLE	4	1	3	1	1
TOTAL	4	1	3	1	1
BURGLARY					
FORCIBLE ENTRY					
UNLAWFUL ENTRY - NO FORCE					
ATTEMPTED FORCIBLE ENTRY					
TOTAL					
LARCENY-THEFT					
THEFT (EX MOTOR VEHICLE)	21	7	14	2	
TOTAL	21	7	14	2	
MOTOR VEHICLE THEFT					
AUTOS	4	3	1		
TRUCKS AND BUSES	1	1			
OTHER VEHICLES					
TOTAL	5	4	1		
<b>GRAND TOTAL</b>	<b>30</b>	<b>12</b>	<b>18</b>	<b>3</b>	<b>1</b>

PROPERTY STOLEN BY CLASSIFICATION

CLASSIFICATION OF OFFENSES	NUMBER ACTUAL OFFENSES		VALUE OF PROPERTY STOLEN	
MURDER/NONNEG MANSLAUGHTER				
FORCIBLE RAPE				
ROBBERY				
HIGHWAY (STREET, ALLEYS, ETC.)				
COMMERCIAL HOUSE				
GAS OR SERVICE STATION				
CONVENIENCE STORE				
RESIDENCE				
BANK				
MISCELLANEOUS				
TOTAL ROBBERY				
BURGLARY				
RESIDENCE (DWELLING)				
NIGHT (6PM-6AM)				
DAY (6AM-6PM)				
UNKNOWN				
NON-RESIDENCE (STORE ETC.)				
NIGHT (6PM-6AM)				
DAY (6AM-6PM)				
UNKNOWN				
TOTAL BURGLARY				
LARCENY-THEFT				
\$200 AND OVER	10		\$ 10,865	
\$50 TO \$200	4		\$ 389	
UNDER \$50				
TOTAL	14		\$ 11,254	
6X. NATURE OF LARCENIES UNDER ITEM 6				
POCKET-PICKING				
PURSE-SNATCHING				
SHOPLIFTING				
FROM MOTOR VEHICLE		2		\$ 495
MOTOR VEHICLE PARTS & ACCESSORIES				
BICYCLES				
FROM BUILDING(EX C&H)		3		\$ 2,510
FROM COIN-OP MACHINES				
ALL OTHER		9		\$ 8,249
TOTAL LARCENY		14		\$ 11,254
MOTOR VEHICLE THEFT	1		\$ 7,450	
STOLEN & RECOVERED LOCALLY				
STOLEN LOCALLY & RECOVERED OTHER				
TOTAL STOLEN OTHER & RECOVERED LOCAL				
STOLEN IN OTHER JURIS & RECOVERED LOCALLY				
TOTAL MOTOR VEHICLE THEFT	1		\$ 7,450	
<b>GRAND TOTAL</b>	<b>15</b>		<b>\$ 18,704</b>	

PROPERTY BY TYPE AND VALUE

Type of Property (1)	Monetary Value of Property Stolen in Your Jurisdiction	
	STOLEN (2)	RECOVERED (3)
CURRENCY, NOTES, ETC.	\$ 1,760	\$ 1,760
JEWELRY & PRECIOUS METALS	\$ 2,650	
CLOTHING AND FURS		
LOCALLY STOLEN MOTOR VEHICLE	\$ 7,450	
OFFICE EQUIPMENT	\$ 500	
TV, RADIOS, CAMERAS, ETC.	\$ 95	
FIREARMS	\$ 1,420	
HOUSEHOLD GOODS		
CONSUMABLE GOODS	\$ 54	
LIVESTOCK		
MISCELLANEOUS	\$ 4,775	\$ 250
<b>GRAND TOTAL</b>	<b>\$ 18,704</b>	<b>\$ 2,010</b>

AGE, SEX AND RACE OF PERSONS ARRESTED  
18 Years of age and over

CLASSIFICATIONS OF OFFENSES	UCR	SEX	AGE																TOT	RACE						
			18	19	20	21	22	23	24	25 29	30 34	35 39	40 44	45 49	50 54	55 59	60 64	65 OV		WHT	BLK	IND	ASN			
MURDER/NONNEG MANSLAUGHTER	01A	M																								
		F																								
MANSLAUGHTER BY NEGLIGENCE	01B	M																								
		F																								
RAPE BY FORCE	02	M																								
		F																								
ROBBERY	03	M																								
		F																								
AGGRAVATED ASSAULT	04	M																								
		F																								
BURGLARY	05	M																								
		F																								
LARCENY	06	M																								
		F																								
MOTOR VEHICLE THEFT	07	M																								
		F																								
OTHER ASSAULTS	08	M																								
		F																								
ARSON	09	M																								
		F																								
FORGERY	10	M																								
		F																								
FRAUD	11	M																								
		F																								
EMBEZZLEMENT	12	M																								
		F																								
STOLEN PROPERTY	13	M																								
		F																								
VANDALISM	14	M																								
		F																								
WEAPONS	15	M																								
		F																								
PROSTITUTION	16	M																								
		F																								

AGE, SEX AND RACE OF PERSONS ARRESTED  
18 Years of age and over

CLASSIFICATIONS OF OFFENSES	UCR	SEX	AGE																	TOT	RACE				
			18	19	20	21	22	23	24	25 29	30 34	35 39	40 44	45 49	50 54	55 59	60 64	65 OV	WHT		BLK	IND	ASN		
SEX OFFENSES	17	M																							
		F																							
DRUG/SALE/MAN	180	M																							
		F																							
NARCOTICS	180a	M																							
		F																							
MARIJUANA	180b	M																							
		F																							
SYNTHETIC NARC	180c	M																							
		F																							
OTHER/NON-NARC	180d	M																							
		F																							
DRUG/POSSESSION	185	M				1	1		1	1											4	4			
		F			1					1	1	1		1							5			5	
NARCOTICS	185e	M				1	1														2	2			
		F																							
MARIJUANA	185f	M							1	1											2	2			
		F			1					1	1	1		1							5			5	
SYNTHETIC NARC	185g	M																							
		F																							
OTHER/NON-NARC	185h	M																							
		F																							
GAMBLING	19	M																							
		F																							
BOOKMAKING	19a	M																							
		F																							
NUMBERS	19b	M																							
		F																							
OTHER GAMBLING	19c	M																							
		F																							
FAMILY/CHILD	20	M																							
		F																							
DRIVING INFLUENCE	21	M	1	1			1		1	1	1	1	1	1	1	1					11	7	2	1	1
		F			1		1						1									3	2		1



AGE, SEX AND RACE OF PERSONS ARRESTED  
18 Years of age and over

CLASSIFICATIONS OF OFFENSES	UCR	SEX	AGE																	TOT	RACE			
			18	19	20	21	22	23	24	25 29	30 34	35 39	40 44	45 49	50 54	55 59	60 64	65 OV	WHT		BLK	IND	ASN	
LIQUOR LAWS	22	M										1	1		1				3			3		
		F			1							1								2			2	
DRUNKENNESS	23	M																						
		F																						
DISORDERLY CONDUCT	24	M				1	1													2	2			
		F										1									1			1
VAGRANCY	25	M																						
		F																						
ALL OTHER	26	M	1	1	1		2	2		10	4	2		3	3			1	30	20	4	4	2	
		F				1			1	4		2								8	6		2	
SUSPICION	27	M																						
		F																						
CURFEW	28	M																						
		F																						
TOTAL BY SEX		M	2	2	1	2	5	2	2	12	5	4	2	4	5	1		1	50	33	6	8	3	
		F			3	1	1		1	5	1	5	1	1		1			20	9		11		
<b>GRAND TOTAL</b>			2	2	4	3	6	2	3	17	6	9	3	5	5	2		1	70	42	6	19	3	

AGE, SEX AND RACE OF PERSONS ARRESTED  
under 18 Years of age

CLASSIFICATIONS OF OFFENSES	UCR	SEX	AGE					TOT	RACE			
			Under 10	10-12	13-14	15	16		17	WHT	BLK	IND
MURDER/NONNEG MANSLAUGHTER	01A	M										
		F										
MANSLAUGHTER BY NEGLIGENCE	01B	M										
		F										
RAPE BY FORCE	02	M										
		F										
ROBBERY	03	M										
		F										
AGGRAVATED ASSAULT	04	M										
		F										
BURGLARY	05	M										
		F										
LARCENY	06	M										
		F										
MOTOR VEHICLE THEFT	07	M										
		F										
OTHER ASSAULTS	08	M						1	1	1		
		F										
ARSON	09	M										
		F										
FORGERY	10	M										
		F										
FRAUD	11	M										
		F										
EMBEZZLEMENT	12	M										
		F										
STOLEN PROPERTY	13	M										
		F										
VANDALISM	14	M										
		F										
WEAPONS	15	M										
		F										
PROSTITUTION	16	M										
		F										

AGE, SEX AND RACE OF PERSONS ARRESTED  
under 18 Years of age

CLASSIFICATIONS OF OFFENSES	UCR	SEX	AGE						TOT	RACE			
			Under 10	10-12	13-14	15	16	17		WHT	BLK	IND	ASN
SEX OFFENSES	17	M											
		F											
<b>DRUG/SALE/MAN</b>	180	M											
		F											
NARCOTICS	180a	M											
		F											
MARIJUANA	180b	M											
		F											
SYNTHETIC NARC	180c	M											
		F											
OTHER/NON-NARC	180d	M											
		F											
<b>DRUG/POSSESSION</b>	185	M											
		F											
NARCOTICS	185e	M											
		F											
MARIJUANA	185f	M											
		F											
SYNTHETIC NARC	185g	M											
		F											
OTHER/NON-NARC	185h	M											
		F											
<b>GAMBLING</b>	19	M											
		F											
BOOKMAKING	19a	M											
		F											
NUMBERS	19b	M											
		F											
OTHER GAMBLING	19c	M											
		F											
FAMILY/CHILD	20	M											
		F											
DRIVING INFLUENCE	21	M											
		F											

AGE, SEX AND RACE OF PERSONS ARRESTED  
under 18 Years of age

CLASSIFICATIONS OF OFFENSES	UCR	SEX	AGE						TOT	RACE			
			Under 10	10-12	13-14	15	16	17		WHT	BLK	IND	ASN
LIQUOR LAWS	22	M				1	1		2	1	1		
		F											
DRUNKENNESS	23	M											
		F						1	1	1			
DISORDERLY CONDUCT	24	M											
		F											
VAGRANCY	25	M											
		F											
ALL OTHER	26	M						2	2	2			
		F											
SUSPICION	27	M											
		F											
CURFEW	28	M											
		F											
RUN-AWAYS	29	M											
		F											
TOTAL BY SEX		M				1	1	3	5	4	1		
		F						1	1	1			
<b>GRAND TOTAL</b>						1	1	4	6	5	1		

ARSON OFFENSES KNOWN TO LAW ENFORCEMENT

1 Property Classification	2 Offenses Reported or Known to Police (Include Unfounded and attempts)	3 Unfounded, i.e. False or Baseless Complaints	4 Number of Actual Offenses (Column 2 Minus Column 3) (Include Attempts)	5 Total Offenses Cleared by Arrest or Exceptional Means (Include Column 6)	6 Number of Clearances Involving Only Persons Under 18 Years of Age	7 Offenses Where Structures Uninhabited, Abandoned, or not Normally in Use	8 Estimated Value of Property Damage
STRUCTURAL							
A. Single Occupancy Residential: Houses, Townhouses, Duplexes, etc.							
B. Other Residential: Apartments, Tenements, Flats, Hotels, Motels, Inns, Dormitories, Boarding Houses, etc.							
C. Storage: Barns, Garages, Warehouses, etc.							
D. Industrial/Manufacturing:							
E. Other Commercial: Stores, Restaurants, Offices, etc.							
F. Community/Public: Churches, Jails, Schools, Colleges, Hospitals, etc.							
G. All Other Structure: Out Buildings, Monuments, Buildings Under Constructions, etc.							
TOTAL							
MOBILE							
H. Motor Vehicles: Automobiles, Trucks, Buses, Motorcycles, etc. UCR Definition	1		1			1	
I. Other Mobile Property: Trailers, Recreational Vehicles, Airplanes, Boats, etc.							
TOTAL	1		1			1	
OTHER							
J. TOTAL OTHER Crops, Timber, Fences, Signs, etc.							
TOTAL							
<b>GRAND TOTAL</b>	<b>1</b>		<b>1</b>			<b>1</b>	

LAW ENFORCEMENT OFFICERS KILLED OR ASSAULTED

Type of Activity	Total assaults by weapon	Type of Weapon				Type of Assignment						Officer assaults cleared	
		Firearm	Knife or other cutting instrument	Other dangerous weapon	Hands, fists, feet, etc.	Two-officer vehicle	One-officer vehicle		Detective or special assgn.		Other		
							Alone	Asst	Alone	Ast	Alone		Asst
A	B	C	D	E	F	G	H	I	J	K	L	M	
1. Responding to disturbance calls (family quarrels, person with firearm, etc.)													
2. Burglaries in progress or pursuing burglary suspects													
3. Robberies in progress or pursuing robbery suspects													
4. Attempting other arrests													
5. Civil disorder (riot, mass disobedience, etc.)													
6. Handling, transporting, custody of prisoners													
7. Investigating suspicious persons or circumstances													
8. Ambush – no warning													
9. Mentally deranged													
10. Traffic pursuits and stops													
11. All other													
<b>12. TOTAL (1-11)</b>													
13. Number with person injury													
14. Number without personal injury													

15. TIME OF ASSAULTS	12 AM	2 AM	4 AM	6 AM	8 AM	10 AM	NOON	2 PM	4 PM	6 PM	8 PM	10 PM	UNK

OFFENSES KNOWN TO LAW ENFORCEMENT

(1) Classification of Offense	(2) Offenses Reported	(3) Unfounded Offenses	(4) Actual Offenses	(5) Offenses Cleared	(6) Juveniles Only
CRIMINAL HOMICIDE					
MURDER/NONNEG MANSLAUGHTER	4		4	4	
MANSLAUGHTER BY NEGLIGENCE					
TOTAL	4		4	4	
FORCIBLE RAPE					
RAPE BY FORCE	31	3	28	1	
ATTEMPTED FORCIBLE RAPE	2	1	1	1	
TOTAL	33	4	29	2	
ROBBERY					
FIREARM	12	1	11	5	
KNIFE/CUTTING INSTRUMENT	4	1	3		
OTHER DANGEROUS WEAPON	2		2	1	
STRONG-ARM (HANDS, FISTS)	23	2	21	10	2
TOTAL	41	4	37	16	2
ASSAULT					
FIREARM	23	3	20	17	
KNIFE OR CUTTING INSTRUMENT	29	1	28	16	2
OTHER DANGEROUS WEAPON	26	3	23	25	3
HANDS, FIST, FEET, AGGRAVATED	31	2	29	31	
OTHER ASSAULTS - SIMPLE	612	68	544	386	33
TOTAL	721	77	644	475	38
BURGLARY					
FORCIBLE ENTRY	74	1	73	6	
UNLAWFUL ENTRY - NO FORCE	45	8	37	5	1
ATTEMPTED FORCIBLE ENTRY	30	10	20	1	
TOTAL	149	19	130	12	1
LARCENY-THEFT					
THEFT (EX MOTOR VEHICLE)	1181	44	1137	373	34
TOTAL	1181	44	1137	373	34
MOTOR VEHICLE THEFT					
AUTOS	102	8	94	15	4
TRUCKS AND BUSES	6	1	5		
OTHER VEHICLES	13		13	1	
TOTAL	121	9	112	16	4
<b>GRAND TOTAL</b>	<b>2250</b>	<b>157</b>	<b>2093</b>	<b>898</b>	<b>79</b>

PROPERTY STOLEN BY CLASSIFICATION

CLASSIFICATION OF OFFENSES	NUMBER ACTUAL OFFENSES	VALUE OF PROPERTY STOLEN
MURDER/NONNEG MANSLAUGHTER	4	
FORCIBLE RAPE	29	
ROBBERY		
HIGHWAY (STREET, ALLEYS, ETC.)	11	\$ 1,835
COMMERCIAL HOUSE		
GAS OR SERVICE STATION		
CONVENIENCE STORE		
RESIDENCE	6	\$ 13,300
BANK	2	\$ 6,473
MISCELLANEOUS	18	\$ 7,455
TOTAL ROBBERY	37	\$ 29,063
BURGLARY		
RESIDENCE (DWELLING)		
NIGHT (6PM-6AM)	12	\$ 100
DAY (6AM-6PM)	27	\$ 24,188
UNKNOWN	21	\$ 8,542
NON-RESIDENCE (STORE ETC.)		
NIGHT (6PM-6AM)	17	\$ 19,571
DAY (6AM-6PM)	25	\$ 23,694
UNKNOWN	28	\$ 49,492
TOTAL BURGLARY	130	\$ 125,587
LARCENY-THEFT		
\$200 AND OVER	529	\$ 871,254
\$50 TO \$200	251	\$ 26,334
UNDER \$50	357	\$ 4,559
TOTAL	1137	\$ 902,147
6X. NATURE OF LARCENIES UNDER ITEM 6		
POCKET-PICKING	7	\$ 1,998
PURSE-SNATCHING	9	\$ 1,859
SHOPLIFTING	225	\$ 34,736
FROM MOTOR VEHICLE	243	\$ 178,347
MOTOR VEHICLE PARTS & ACCESSORIES	7	\$ 10,268
BICYCLES	59	\$ 18,954
FROM BUILDING(EX C&H)	263	\$ 263,214
FROM COIN-OP MACHINES	1	\$ 500
ALL OTHER	323	\$ 392,271
TOTAL LARCENY	1137	\$ 902,147
MOTOR VEHICLE THEFT	112	\$ 900,129
STOLEN & RECOVERED LOCALLY	79	\$ 598,164
STOLEN LOCALLY & RECOVERED OTHER	1	\$ 5,900
TOTAL STOLEN OTHER & RECOVERED LOCAL	80	\$ 604,064
STOLEN IN OTHER JURIS & RECOVERED LOCALLY		
TOTAL MOTOR VEHICLE THEFT	112	\$ 900,129
<b>GRAND TOTAL</b>	<b>1448</b>	<b>\$ 1,956,926</b>



PROPERTY BY TYPE AND VALUE

Type of Property (1)	Monetary Value of Property Stolen in Your Jurisdiction	
	STOLEN (2)	RECOVERED (3)
CURRENCY, NOTES, ETC.	\$ 177,752	\$ 295,607
JEWELRY & PRECIOUS METALS	\$ 154,675	\$ 3,735
CLOTHING AND FURS	\$ 41,627	\$ 9,904
LOCALLY STOLEN MOTOR VEHICLE	\$ 898,429	\$ 531,464
OFFICE EQUIPMENT	\$ 139,594	\$ 16,489
TV, RADIOS, CAMERAS, ETC.	\$ 45,559	\$ 8,068
FIREARMS	\$ 38,697	\$ 8,520
HOUSEHOLD GOODS	\$ 4,709	\$ 380
CONSUMABLE GOODS	\$ 3,184	\$ 440
LIVESTOCK	\$ 1,101	
MISCELLANEOUS	\$ 451,599	\$ 43,183
<b>GRAND TOTAL</b>	<b>\$ 1,956,926</b>	<b>\$ 917,790</b>

AGE, SEX AND RACE OF PERSONS ARRESTED  
18 Years of age and over

CLASSIFICATIONS OF OFFENSES	UCR	SEX	AGE															TOT	RACE			
			18	19	20	21	22	23	24	25 29	30 34	35 39	40 44	45 49	50 54	55 59	60 64		65 OV	WHT	BLK	IND
MURDER/NONNEG MANSLAUGHTER	01A	M							1	1		1			1			4	1	2	1	
		F																				
MANSLAUGHTER BY NEGLIGENCE	01B	M																				
		F																				
RAPE BY FORCE	02	M																				
		F																				
ROBBERY	03	M	2	3	1				1	2	2							11	1	6	4	
		F	1				2			2	1	1						7	2		5	
AGGRAVATED ASSAULT	04	M	3		2	2	2	3	1	2	4	2	3	3	3			30	13	9	8	
		F								1	1			1				3	1		2	
BURGLARY	05	M	2			1					1	12	1	3				20	20			
		F																				
LARCENY	06	M	22	9	17	4	6	3	1	21	16	11	10	10	9	4	2	145	81	9	53	2
		F	4	6	5	8	3	1	3	12	12	6	8	8				76	51	8	16	1
MOTOR VEHICLE THEFT	07	M			1	1			1	3	1		2	1				10	5	1	4	
		F																				
OTHER ASSAULTS	08	M	6	4	9	7	7	10	11	48	30	29	9	18	17	1	2	208	95	33	76	4
		F	3	4	1	6	2	4	3	20	14	4	8	6	1	2	1	79	30	9	40	
ARSON	09	M																				
		F																				
FORGERY	10	M						1		1		1		1				4			4	
		F		1						1					1			3	2	1		
FRAUD	11	M		1						1								2	1		1	
		F									1							1		1		
EMBEZZLEMENT	12	M																				
		F																				
STOLEN PROPERTY	13	M																				
		F																				
VANDALISM	14	M	2	6	2	2		1	3	5	2	1		1		1		26	9	4	12	1
		F			1	1		1	1	4		1					1		10	6	2	2
WEAPONS	15	M					1											1	1			
		F																				
PROSTITUTION	16	M																				
		F																				

AGE, SEX AND RACE OF PERSONS ARRESTED  
18 Years of age and over

CLASSIFICATIONS OF OFFENSES	UCR	SEX	AGE																	TOT	RACE			
			18	19	20	21	22	23	24	25-29	30-34	35-39	40-44	45-49	50-54	55-59	60-64	65 OV	WHT		BLK	IND	ASN	
SEX OFFENSES	17	M		1						1	6	2	1	2	3	8	2		1	27	6	2	18	1
		F																						
DRUG/SALE/MAN	180	M	6	3	1	4	2	2		8	7	5		1	1				1	41	23	7	11	
		F	1	1		2				1		2								7	5		2	
NARCOTICS	180a	M		1																1		1		
		F																						
MARIJUANA	180b	M										1								1	1			
		F																						
SYNTHETIC NARC	180c	M																						
		F																						
OTHER/NON-NARC	180d	M	6	2	1	4	2	2		8	7	4		1	1				1	39	22	6	11	
		F	1	1		2				1		2								7	5		2	
DRUG/POSSESION	185	M			4	1				3		1		1	1					11	4	1	5	1
		F				2				1	2		1		1		1			8	6		2	
NARCOTICS	185e	M													1					1			1	
		F										1								1			1	
MARIJUANA	185f	M			4	1				3		1		1						10	4	1	4	1
		F				1				1	2						1			5	4		1	
SYNTHETIC NARC	185g	M																						
		F																						
OTHER/NON-NARC	185h	M																						
		F				1								1						2	2			
GAMBLING	19	M																						
		F																						
BOOKMAKING	19a	M																						
		F																						
NUMBERS	19b	M																						
		F																						
OTHER GAMBLING	19c	M																						
		F																						
FAMILY/CHILD	20	M																						
		F										1	1	1						3	2		1	
DRIVING INFLUENCE	21	M	4	3	3	16	9	10	4	24	15	23	14	13	10	6	4	3		161	109	26	24	2
		F		1	2	1	4	5	2	13	6	4	7	6	3	4	1	1		60	33	5	21	1

AGE, SEX AND RACE OF PERSONS ARRESTED  
18 Years of age and over

CLASSIFICATIONS OF OFFENSES	UCR	SEX	AGE																	TOT	RACE			
			18	19	20	21	22	23	24	25 29	30 34	35 39	40 44	45 49	50 54	55 59	60 64	65 OV	WHT		BLK	IND	ASN	
LIQUOR LAWS	22	M	10	11	8		2	2	2	8	7	5	9	7	15	12	4		102	16	5	80	1	
		F	1	1	3	2	2			1	2	2	1	4	2	5			26	3	1	22		
DRUNKENNESS	23	M																						
		F																						
DISORDERLY CONDUCT	24	M	1	2	4	4	8	7	3	21	6	3	6	7	1	7	1	1	82	29	20	30	3	
		F				1	1		1		2	2	4	1	2	1	1		16	6	1	8	1	
VAGRANCY	25	M																						
		F																						
ALL OTHER	26	M	4	2	4	11	9	6	7	33	26	24	18	28	23	12	2	3	212	101	28	75	8	
		F		2	1	5	2	4		8	10	7	10	7	14	3			73	31	6	36		
SUSPICION	27	M																						
		F																						
CURFEW	28	M																						
		F																						
TOTAL BY SEX		M	62	45	56	53	46	45	36	187	119	119	74	97	89	45	15	9	1097	515	153	406	23	
		F	10	16	13	28	16	15	11	65	50	31	39	34	23	16	4	1	372	178	34	157	3	
<b>GRAND TOTAL</b>			<b>72</b>	<b>61</b>	<b>69</b>	<b>81</b>	<b>62</b>	<b>60</b>	<b>47</b>	<b>252</b>	<b>169</b>	<b>150</b>	<b>113</b>	<b>131</b>	<b>112</b>	<b>61</b>	<b>19</b>	<b>10</b>	<b>1469</b>	<b>693</b>	<b>187</b>	<b>563</b>	<b>26</b>	

AGE, SEX AND RACE OF PERSONS ARRESTED  
under 18 Years of age

CLASSIFICATIONS OF OFFENSES	UCR	SEX	AGE					TOT	RACE				
			Under 10	10-12	13-14	15	16		17	WHT	BLK	IND	ASN
MURDER/NONNEG MANSLAUGHTER	01A	M											
		F											
MANSLAUGHTER BY NEGLIGENCE	01B	M											
		F											
RAPE BY FORCE	02	M											
		F											
ROBBERY	03	M					3		3	2		1	
		F											
AGGRAVATED ASSAULT	04	M			3	1			4	2		2	
		F						1	1			1	
BURGLARY	05	M				1	1	1	3	3			
		F											
LARCENY	06	M		1	3	5	9	10	28	20	1	7	
		F				4	2	3	9	4		3	2
MOTOR VEHICLE THEFT	07	M			1	1	2	1	5		2	3	
		F											
OTHER ASSAULTS	08	M		3	3		4	2	12	9		2	1
		F		1	5	3	7	1	17	4		12	1
ARSON	09	M											
		F											
FORGERY	10	M											
		F											
FRAUD	11	M					1		1	1			
		F											
EMBEZZLEMENT	12	M											
		F											
STOLEN PROPERTY	13	M											
		F											
VANDALISM	14	M	2		3	1		3	9	8		1	
		F			1				1	1			
WEAPONS	15	M			1	1			2	1		1	
		F											
PROSTITUTION	16	M											
		F											

AGE, SEX AND RACE OF PERSONS ARRESTED  
under 18 Years of age

CLASSIFICATIONS OF OFFENSES	UCR	SEX	AGE					TOT	RACE				
			Under 10	10-12	13-14	15	16		17	WHT	BLK	IND	ASN
SEX OFFENSES	17	M			2		1		3	2		1	
		F											
<b>DRUG/SALE/MAN</b>	180	M			1	6	2	4	13	9	1	3	
		F				3	1	3	7	3		4	
NARCOTICS	180a	M											
		F											
MARIJUANA	180b	M											
		F						1	1	1			
SYNTHETIC NARC	180c	M											
		F											
OTHER/NON-NARC	180d	M			1	6	2	4	13	9	1	3	
		F				3	1	2	6	2		4	
<b>DRUG/POSSESSION</b>	185	M			2	4	2	1	9	5	2	2	
		F											
NARCOTICS	185e	M											
		F											
MARIJUANA	185f	M						1	1	1			
		F											
SYNTHETIC NARC	185g	M											
		F											
OTHER/NON-NARC	185h	M			2	4	2		8	4	2	2	
		F											
<b>GAMBLING</b>	19	M											
		F											
BOOKMAKING	19a	M											
		F											
NUMBERS	19b	M											
		F											
OTHER GAMBLING	19c	M											
		F											
FAMILY/CHILD	20	M											
		F											
DRIVING INFLUENCE	21	M											
		F											

AGE, SEX AND RACE OF PERSONS ARRESTED  
under 18 Years of age

CLASSIFICATIONS OF OFFENSES	UCR	SEX	AGE						TOT	RACE			
			Under 10	10-12	13-14	15	16	17		WHT	BLK	IND	ASN
LIQUOR LAWS	22	M				1		3	4			4	
		F					1	1	2			2	
DRUNKENNESS	23	M											
		F											
DISORDERLY CONDUCT	24	M		1	1	2			4	4			
		F			1				1			1	
VAGRANCY	25	M											
		F											
ALL OTHER	26	M			1	4	1	3	9	2	1	6	
		F				2	1		3	1		2	
SUSPICION	27	M											
		F											
CURFEW	28	M											
		F											
RUN-AWAYS	29	M											
		F											
TOTAL BY SEX		M	2	5	21	27	26	28	109	68	7	33	1
		F		1	7	12	12	9	41	13		25	3
<b>GRAND TOTAL</b>			<b>2</b>	<b>6</b>	<b>28</b>	<b>39</b>	<b>38</b>	<b>37</b>	<b>150</b>	<b>81</b>	<b>7</b>	<b>58</b>	<b>4</b>

ARSON OFFENSES KNOWN TO LAW ENFORCEMENT

1 Property Classification	2 Offenses Reported or Known to Police (Include Unfounded and attempts)	3 Unfounded, i.e. False or Baseless Complaints	4 Number of Actual Offenses (Column 2 Minus Column 3) (Include Attempts)	5 Total Offenses Cleared by Arrest or Exceptional Means (Include Column 6)	6 Number of Clearances Involving Only Persons Under 18 Years of Age	7 Offenses Where Structures Uninhabited, Abandoned, or not Normally in Use	8 Estimated Value of Property Damage
STRUCTURAL							
A. Single Occupancy Residential: Houses, Townhouses, Duplexes, etc.							
B. Other Residential: Apartments, Tenements, Flats, Hotels, Motels, Inns, Dormitories, Boarding Houses, etc.							
C. Storage: Barns, Garages, Warehouses, etc.							
D. Industrial/Manufacturing:							
E. Other Commercial: Stores, Restaurants, Offices, etc.							
F. Community/Public: Churches, Jails, Schools, Colleges, Hospitals, etc.							
G. All Other Structure: Out Buildings, Monuments, Buildings Under Constructions, etc.	1		1	1			\$30
TOTAL	1		1	1			\$30
MOBILE							
H. Motor Vehicles: Automobiles, Trucks, Buses, Motorcycles, etc. UCR Definition	2		2				\$6,500
I. Other Mobile Property: Trailers, Recreational Vehicles, Airplanes, Boats, etc.							
TOTAL	2		2				\$6,500
OTHER							
J. TOTAL OTHER Crops, Timber, Fences, Signs, etc.							
TOTAL							
<b>GRAND TOTAL</b>	<b>3</b>		<b>3</b>	<b>1</b>			<b>\$6,530</b>



LAW ENFORCEMENT OFFICERS KILLED OR ASSAULTED

Type of Activity	Total assaults by weapon	Type of Weapon				Type of Assignment						Officer assaults cleared	
		Firearm	Knife or other cutting instrument	Other dangerous weapon	Hands, fists, feet, etc.	Two-officer vehicle	One-officer vehicle		Detective or special assgn.		Other		
							Alone	Asst	Alone	Ast	Alone		Asst
A	B	C	D	E	F	G	H	I	J	K	L	M	
1. Responding to disturbance calls (family quarrels, person with firearm, etc.)	4				4		1	3					4
2. Burglaries in progress or pursuing burglary suspects													
3. Robberies in progress or pursuing robbery suspects													
4. Attempting other arrests													
5. Civil disorder (riot, mass disobedience, etc.)													
6. Handling, transporting, custody of prisoners													
7. Investigating suspicious persons or circumstances	1				1		1						1
8. Ambush – no warning													
9. Mentally deranged													
10. Traffic pursuits and stops	2			2			2						1
11. All other	1				1		1						1
<b>12. TOTAL (1-11)</b>	<b>8</b>			<b>2</b>	<b>6</b>		<b>5</b>	<b>3</b>					<b>7</b>
13. Number with person injury	8			2	6								
14. Number without personal injury													

15. TIME OF ASSAULTS	12 AM	2 AM	4 AM	6 AM	8 AM	10 AM	NOON	2 PM	4 PM	6 PM	8 PM	10 PM	UNK
	4		1			1		1		1			

OFFENSES KNOWN TO LAW ENFORCEMENT

(1) Classification of Offense	(2) Offenses Reported	(3) Unfounded Offenses	(4) Actual Offenses	(5) Offenses Cleared	(6) Juveniles Only
CRIMINAL HOMICIDE					
MURDER/NONNEG MANSLAUGHTER					
MANSLAUGHTER BY NEGLIGENCE					
TOTAL					
FORCIBLE RAPE					
RAPE BY FORCE					
ATTEMPTED FORCIBLE RAPE					
TOTAL					
ROBBERY					
FIREARM					
KNIFE/CUTTING INSTRUMENT					
OTHER DANGEROUS WEAPON					
STRONG-ARM (HANDS, FISTS)					
TOTAL					
ASSAULT					
FIREARM	1		1	1	
KNIFE OR CUTTING INSTRUMENT				1	
OTHER DANGEROUS WEAPON					
HANDS, FIST, FEET, AGGRAVATED	3		3	4	2
OTHER ASSAULTS - SIMPLE	10		10	7	1
TOTAL	14		14	13	3
BURGLARY					
FORCIBLE ENTRY	2		2		
UNLAWFUL ENTRY - NO FORCE					
ATTEMPTED FORCIBLE ENTRY					
TOTAL	2		2		
LARCENY-THEFT					
THEFT (EX MOTOR VEHICLE)	25		25	2	2
TOTAL	25		25	2	2
MOTOR VEHICLE THEFT					
AUTOS					
TRUCKS AND BUSES					
OTHER VEHICLES	1		1		
TOTAL	1		1		
<b>GRAND TOTAL</b>	<b>42</b>		<b>42</b>	<b>15</b>	<b>5</b>

PROPERTY STOLEN BY CLASSIFICATION

CLASSIFICATION OF OFFENSES	NUMBER ACTUAL OFFENSES	VALUE OF PROPERTY STOLEN
MURDER/NONNEG MANSLAUGHTER		
FORCIBLE RAPE		
ROBBERY		
HIGHWAY (STREET, ALLEYS, ETC.)		
COMMERCIAL HOUSE		
GAS OR SERVICE STATION		
CONVENIENCE STORE		
RESIDENCE		
BANK		
MISCELLANEOUS		
TOTAL ROBBERY		
BURGLARY		
RESIDENCE (DWELLING)		
NIGHT (6PM-6AM)		
DAY (6AM-6PM)		
UNKNOWN		
NON-RESIDENCE (STORE ETC.)		
NIGHT (6PM-6AM)		
DAY (6AM-6PM)	2	\$ 3
UNKNOWN		
TOTAL BURGLARY	2	\$ 3
LARCENY-THEFT		
\$200 AND OVER	12	\$ 8,423
\$50 TO \$200	8	\$ 817
UNDER \$50	5	\$ 70
TOTAL	25	\$ 9,310
6X. NATURE OF LARCENIES UNDER ITEM 6		
POCKET-PICKING		1 \$ 75
PURSE-SNATCHING		2 \$ 565
SHOPLIFTING		
FROM MOTOR VEHICLE		4 \$ 1,470
MOTOR VEHICLE PARTS & ACCESSORIES		
BICYCLES		1 \$ 200
FROM BUILDING(EX C&H)		6 \$ 4,468
FROM COIN-OP MACHINES		
ALL OTHER		11 \$ 2,532
TOTAL LARCENY		25 \$ 9,310
MOTOR VEHICLE THEFT	1	\$ 1,500
STOLEN & RECOVERED LOCALLY		
STOLEN LOCALLY & RECOVERED OTHER		
TOTAL STOLEN OTHER & RECOVERED LOCAL		
STOLEN IN OTHER JURIS & RECOVERED LOCALLY		
TOTAL MOTOR VEHICLE THEFT	1	\$ 1,500
<b>GRAND TOTAL</b>	<b>28</b>	<b>\$ 10,813</b>

PROPERTY BY TYPE AND VALUE

Type of Property (1)	Monetary Value of Property Stolen in Your Jurisdiction	
	STOLEN (2)	RECOVERED (3)
CURRENCY, NOTES, ETC.	\$ 2,558	\$ 95
JEWELRY & PRECIOUS METALS		
CLOTHING AND FURS		
LOCALLY STOLEN MOTOR VEHICLE	\$ 1,500	
OFFICE EQUIPMENT		
TV, RADIOS, CAMERAS, ETC.		
FIREARMS		
HOUSEHOLD GOODS		
CONSUMABLE GOODS	\$ 100	
LIVESTOCK		
MISCELLANEOUS	\$ 6,655	\$ 1,492
<b>GRAND TOTAL</b>	<b>\$ 10,813</b>	<b>\$ 1,587</b>

AGE, SEX AND RACE OF PERSONS ARRESTED  
18 Years of age and over

CLASSIFICATIONS OF OFFENSES	UCR	SEX	AGE																	TOT	RACE							
			18	19	20	21	22	23	24	25 29	30 34	35 39	40 44	45 49	50 54	55 59	60 64	65 OV	WHT		BLK	IND	ASN					
MURDER/NONNEG MANSLAUGHTER	01A	M																										
		F																										
MANSLAUGHTER BY NEGLIGENCE	01B	M																										
		F																										
RAPE BY FORCE	02	M																										
		F																										
ROBBERY	03	M																										
		F																										
AGGRAVATED ASSAULT	04	M							1		2											3		3				
		F																										
BURGLARY	05	M																										
		F																										
LARCENY	06	M																										
		F																										
MOTOR VEHICLE THEFT	07	M																										
		F																										
OTHER ASSAULTS	08	M	1											1	2		1					5		5				
		F									1				1								2		2			
ARSON	09	M																										
		F																										
FORGERY	10	M																										
		F																										
FRAUD	11	M																										
		F																										
EMBEZZLEMENT	12	M																										
		F																										
STOLEN PROPERTY	13	M																										
		F																										
VANDALISM	14	M													1							1		1				
		F						1															1				1	
WEAPONS	15	M																										
		F																										
PROSTITUTION	16	M																										
		F																										

AGE, SEX AND RACE OF PERSONS ARRESTED  
18 Years of age and over

CLASSIFICATIONS OF OFFENSES	UCR	SEX	AGE																	TOT	RACE			
			18	19	20	21	22	23	24	25-29	30-34	35-39	40-44	45-49	50-54	55-59	60-64	65 OV	WHT		BLK	IND	ASN	
SEX OFFENSES	17	M					1						1							2	1		1	
		F																						
DRUG/SALE/MAN	180	M																						
		F																						
NARCOTICS	180a	M																						
		F																						
MARIJUANA	180b	M																						
		F																						
SYNTHETIC NARC	180c	M																						
		F																						
OTHER/NON-NARC	180d	M																						
		F																						
DRUG/POSSESSION	185	M																						
		F																						
NARCOTICS	185e	M																						
		F																						
MARIJUANA	185f	M																						
		F																						
SYNTHETIC NARC	185g	M																						
		F																						
OTHER/NON-NARC	185h	M																						
		F																						
GAMBLING	19	M																						
		F																						
BOOKMAKING	19a	M																						
		F																						
NUMBERS	19b	M																						
		F																						
OTHER GAMBLING	19c	M																						
		F																						
FAMILY/CHILD	20	M												1						1	1			
		F								1										1	1			
DRIVING INFLUENCE	21	M							1			2	3	2		2				10	9		1	
		F										1	1	1				2		5	3		2	

AGE, SEX AND RACE OF PERSONS ARRESTED  
18 Years of age and over

CLASSIFICATIONS OF OFFENSES	UCR	SEX	AGE																TOT	RACE			
			18	19	20	21	22	23	24	25 29	30 34	35 39	40 44	45 49	50 54	55 59	60 64	65 OV		WHT	BLK	IND	ASN
LIQUOR LAWS	22	M		1	1														2	2			
		F	1																1	1			
DRUNKENNESS	23	M																					
		F																					
DISORDERLY CONDUCT	24	M				1													1	1			
		F																					
VAGRANCY	25	M																					
		F																					
ALL OTHER	26	M	1						2	2	2	5	1	2	2				17	15		2	
		F			1	1			1	1	2		1		3		1		11	7		4	
SUSPICION	27	M																					
		F																					
CURFEW	28	M																					
		F																					
TOTAL BY SEX		M	2	1	1	1	1		2	2	4	5	9	7	2	5			42	38		4	
		F	1		1	1	1			3	1	3	1	3		3		3	21	14		7	
<b>GRAND TOTAL</b>			<b>3</b>	<b>1</b>	<b>2</b>	<b>2</b>	<b>2</b>		<b>2</b>	<b>5</b>	<b>5</b>	<b>8</b>	<b>10</b>	<b>10</b>	<b>2</b>	<b>8</b>		<b>3</b>	<b>63</b>	<b>52</b>		<b>11</b>	

AGE, SEX AND RACE OF PERSONS ARRESTED  
under 18 Years of age

CLASSIFICATIONS OF OFFENSES	UCR	SEX	AGE					TOT	RACE				
			Under 10	10-12	13-14	15	16		17	WHT	BLK	IND	ASN
MURDER/NONNEG MANSLAUGHTER	01A	M											
		F											
MANSLAUGHTER BY NEGLIGENCE	01B	M											
		F											
RAPE BY FORCE	02	M											
		F											
ROBBERY	03	M											
		F											
AGGRAVATED ASSAULT	04	M			1			1	1				
		F											
BURGLARY	05	M											
		F											
LARCENY	06	M											
		F			1			1	2	2			
MOTOR VEHICLE THEFT	07	M											
		F											
OTHER ASSAULTS	08	M			1			1	1				
		F											
ARSON	09	M											
		F											
FORGERY	10	M											
		F											
FRAUD	11	M											
		F											
EMBEZZLEMENT	12	M											
		F											
STOLEN PROPERTY	13	M											
		F											
VANDALISM	14	M											
		F											
WEAPONS	15	M											
		F											
PROSTITUTION	16	M											
		F											



AGE, SEX AND RACE OF PERSONS ARRESTED  
under 18 Years of age

CLASSIFICATIONS OF OFFENSES	UCR	SEX	AGE						TOT	RACE			
			Under 10	10-12	13-14	15	16	17		WHT	BLK	IND	ASN
SEX OFFENSES	17	M											
		F											
<b>DRUG/SALE/MAN</b>	180	M						1	1	1			
		F											
NARCOTICS	180a	M											
		F											
MARIJUANA	180b	M						1	1	1			
		F											
SYNTHETIC NARC	180c	M											
		F											
OTHER/NON-NARC	180d	M											
		F											
<b>DRUG/POSSESSION</b>	185	M											
		F											
NARCOTICS	185e	M											
		F											
MARIJUANA	185f	M											
		F											
SYNTHETIC NARC	185g	M											
		F											
OTHER/NON-NARC	185h	M											
		F											
<b>GAMBLING</b>	19	M											
		F											
BOOKMAKING	19a	M											
		F											
NUMBERS	19b	M											
		F											
OTHER GAMBLING	19c	M											
		F											
FAMILY/CHILD	20	M											
		F											
DRIVING INFLUENCE	21	M											
		F											

AGE, SEX AND RACE OF PERSONS ARRESTED  
under 18 Years of age

CLASSIFICATIONS OF OFFENSES	UCR	SEX	AGE						TOT	RACE			
			Under 10	10-12	13-14	15	16	17		WHT	BLK	IND	ASN
LIQUOR LAWS	22	M											
		F					1		1	1			
DRUNKENNESS	23	M											
		F											
DISORDERLY CONDUCT	24	M											
		F											
VAGRANCY	25	M											
		F											
ALL OTHER	26	M						1	1	1			
		F											
SUSPICION	27	M											
		F											
CURFEW	28	M											
		F											
RUN-AWAYS	29	M											
		F											
TOTAL BY SEX		M			2			2	4	4			
		F			1		1	1	3	3			
<b>GRAND TOTAL</b>					<b>3</b>		<b>1</b>	<b>3</b>	<b>7</b>	<b>7</b>			

ARSON OFFENSES KNOWN TO LAW ENFORCEMENT

1 Property Classification	2 Offenses Reported or Known to Police (Include Unfounded and attempts)	3 Unfounded, i.e. False or Baseless Complaints	4 Number of Actual Offenses (Column 2 Minus Column 3) (Include Attempts)	5 Total Offenses Cleared by Arrest or Exceptional Means (Include Column 6)	6 Number of Clearances Involving Only Persons Under 18 Years of Age	7 Offenses Where Structures Uninhabited, Abandoned, or not Normally in Use	8 Estimated Value of Property Damage
STRUCTURAL							
A. Single Occupancy Residential: Houses, Townhouses, Duplexes, etc.							
B. Other Residential: Apartments, Tenements, Flats, Hotels, Motels, Inns, Dormitories, Boarding Houses, etc.							
C. Storage: Barns, Garages, Warehouses, etc.							
D. Industrial/Manufacturing:							
E. Other Commercial: Stores, Restaurants, Offices, etc.							
F. Community/Public: Churches, Jails, Schools, Colleges, Hospitals, etc.							
G. All Other Structure: Out Buildings, Monuments, Buildings Under Constructions, etc.							
TOTAL							
MOBILE							
H. Motor Vehicles: Automobiles, Trucks, Buses, Motorcycles, etc. UCR Definition							
I. Other Mobile Property: Trailers, Recreational Vehicles, Airplanes, Boats, etc.							
TOTAL							
OTHER							
J. TOTAL OTHER Crops, Timber, Fences, Signs, etc.							
TOTAL							
<b>GRAND TOTAL</b>							

LAW ENFORCEMENT OFFICERS KILLED OR ASSAULTED

Type of Activity	Total assaults by weapon	Type of Weapon				Type of Assignment						Officer assaults cleared	
		Firearm	Knife or other cutting instrument	Other dangerous weapon	Hands, fists, feet, etc.	Two-officer vehicle	One-officer vehicle		Detective or special assgn.		Other		
							Alone	Asst	Alone	Ast	Alone		Asst
A	B	C	D	E	F	G	H	I	J	K	L	M	
1. Responding to disturbance calls (family quarrels, person with firearm, etc.)													
2. Burglaries in progress or pursuing burglary suspects													
3. Robberies in progress or pursuing robbery suspects													
4. Attempting other arrests													
5. Civil disorder (riot, mass disobedience, etc.)													
6. Handling, transporting, custody of prisoners													
7. Investigating suspicious persons or circumstances	1		1				1						1
8. Ambush – no warning													
9. Mentally deranged													
10. Traffic pursuits and stops													
11. All other													
<b>12. TOTAL (1-11)</b>	<b>1</b>		<b>1</b>				<b>1</b>						<b>1</b>
13. Number with person injury													
14. Number without personal injury	1		1										

15. TIME OF ASSAULTS	12 AM	2 AM	4 AM	6 AM	8 AM	10 AM	NOON	2 PM	4 PM	6 PM	8 PM	10 PM	UNK
												1	

OFFENSES KNOWN TO LAW ENFORCEMENT

(1) Classification of Offense	(2) Offenses Reported	(3) Unfounded Offenses	(4) Actual Offenses	(5) Offenses Cleared	(6) Juveniles Only
CRIMINAL HOMICIDE					
MURDER/NONNEG MANSLAUGHTER					
MANSLAUGHTER BY NEGLIGENCE					
TOTAL					
FORCIBLE RAPE					
RAPE BY FORCE	1		1		
ATTEMPTED FORCIBLE RAPE					
TOTAL	1		1		
ROBBERY					
FIREARM	2		2	1	
KNIFE/CUTTING INSTRUMENT					
OTHER DANGEROUS WEAPON					
STRONG-ARM (HANDS, FISTS)	1		1		
TOTAL	3		3	1	
ASSAULT					
FIREARM					
KNIFE OR CUTTING INSTRUMENT	12		12	11	
OTHER DANGEROUS WEAPON	11		11	9	
HANDS, FIST, FEET, AGGRAVATED	28	1	27	26	4
OTHER ASSAULTS - SIMPLE	21		21	15	2
TOTAL	72	1	71	61	6
BURGLARY					
FORCIBLE ENTRY	4		4	2	
UNLAWFUL ENTRY - NO FORCE	7		7		
ATTEMPTED FORCIBLE ENTRY					
TOTAL	11		11	2	
LARCENY-THEFT					
THEFT (EX MOTOR VEHICLE)	166		166	25	
TOTAL	166		166	25	
MOTOR VEHICLE THEFT					
AUTOS	11		11		
TRUCKS AND BUSES					
OTHER VEHICLES	1		1		
TOTAL	12		12		
<b>GRAND TOTAL</b>	<b>265</b>	<b>1</b>	<b>264</b>	<b>89</b>	<b>6</b>

PROPERTY STOLEN BY CLASSIFICATION

CLASSIFICATION OF OFFENSES	NUMBER ACTUAL OFFENSES	VALUE OF PROPERTY STOLEN
MURDER/NONNEG MANSLAUGHTER		
FORCIBLE RAPE	1	
ROBBERY		
HIGHWAY (STREET, ALLEYS, ETC.)	2	\$ 325
COMMERCIAL HOUSE	1	
GAS OR SERVICE STATION		
CONVENIENCE STORE		
RESIDENCE		
BANK		
MISCELLANEOUS		
TOTAL ROBBERY	3	\$ 325
BURGLARY		
RESIDENCE (DWELLING)		
NIGHT (6PM-6AM)		
DAY (6AM-6PM)	4	\$ 12,283
UNKNOWN		
NON-RESIDENCE (STORE ETC.)		
NIGHT (6PM-6AM)	4	\$ 550
DAY (6AM-6PM)	3	\$ 1,300
UNKNOWN		
TOTAL BURGLARY	11	\$ 14,133
LARCENY-THEFT		
\$200 AND OVER	67	\$ 97,030
\$50 TO \$200	61	\$ 6,564
UNDER \$50	38	\$ 713
TOTAL	166	\$ 104,307
6X. NATURE OF LARCENIES UNDER ITEM 6		
POCKET-PICKING		
PURSE-SNATCHING	4	\$ 307
SHOPLIFTING	20	\$ 1,410
FROM MOTOR VEHICLE	32	\$ 9,358
MOTOR VEHICLE PARTS & ACCESSORIES	2	\$ 325
BICYCLES	9	\$ 2,650
FROM BUILDING(EX C&H)	52	\$ 51,499
FROM COIN-OP MACHINES		
ALL OTHER	47	\$ 38,758
TOTAL LARCENY	166	\$ 104,307
MOTOR VEHICLE THEFT	12	\$ 24,270
STOLEN & RECOVERED LOCALLY	4	\$ 5,000
STOLEN LOCALLY & RECOVERED OTHER	2	\$ 3,385
TOTAL STOLEN OTHER & RECOVERED LOCAL	6	\$ 8,385
STOLEN IN OTHER JURIS & RECOVERED LOCALLY		
TOTAL MOTOR VEHICLE THEFT	12	\$ 24,270
<b>GRAND TOTAL</b>	<b>193</b>	<b>\$ 143,035</b>

PROPERTY BY TYPE AND VALUE

Type of Property (1)	Monetary Value of Property Stolen in Your Jurisdiction	
	STOLEN (2)	RECOVERED (3)
CURRENCY, NOTES, ETC.	\$ 32,337	
JEWELRY & PRECIOUS METALS	\$ 1,980	
CLOTHING AND FURS	\$ 2,111	\$ 734
LOCALLY STOLEN MOTOR VEHICLE	\$ 19,070	\$ 6,185
OFFICE EQUIPMENT	\$ 900	
TV, RADIOS, CAMERAS, ETC.	\$ 4,074	\$ 150
FIREARMS	\$ 1,970	
HOUSEHOLD GOODS	\$ 2,655	
CONSUMABLE GOODS	\$ 4,163	\$ 115
LIVESTOCK		
MISCELLANEOUS	\$ 73,775	\$ 4,715
<b>GRAND TOTAL</b>	<b>\$ 143,035</b>	<b>\$ 11,899</b>

AGE, SEX AND RACE OF PERSONS ARRESTED  
18 Years of age and over

CLASSIFICATIONS OF OFFENSES	UCR	SEX	AGE																TOT	RACE								
			18	19	20	21	22	23	24	25 29	30 34	35 39	40 44	45 49	50 54	55 59	60 64	65 OV		WHT	BLK	IND	ASN					
MURDER/NONNEG MANSLAUGHTER	01A	M																										
		F																										
MANSLAUGHTER BY NEGLIGENCE	01B	M																										
		F																										
RAPE BY FORCE	02	M																										
		F																										
ROBBERY	03	M														1									1	1		
		F									1														1	1		
AGGRAVATED ASSAULT	04	M	1		1	1		1	1	3	2	2	2	4	1	1	1	2	23	20			2	1				
		F								1	2	1				2			1	7	2	2	2	2	1			
BURGLARY	05	M														1								1	1			
		F																										
LARCENY	06	M	2		2				1	1	1	1				1		1	10	9						1		
		F		1				2		1	2		2	1		2	1		12	11	1							
MOTOR VEHICLE THEFT	07	M																										
		F																										
OTHER ASSAULTS	08	M						1	1	1			2		1	2			2	10	9			1				
		F				1						3		1						5	2	2	1					
ARSON	09	M																										
		F																										
FORGERY	10	M																										
		F																										
FRAUD	11	M																										
		F					1													1	1							
EMBEZZLEMENT	12	M																										
		F																										
STOLEN PROPERTY	13	M																										
		F	1																	1	1							
VANDALISM	14	M		1				1		1	1								4	3			1					
		F								1										1	1							
WEAPONS	15	M		1												1			2	2								
		F																										
PROSTITUTION	16	M																										
		F																										



AGE, SEX AND RACE OF PERSONS ARRESTED  
18 Years of age and over

CLASSIFICATIONS OF OFFENSES	UCR	SEX	AGE																	TOT	RACE			
			18	19	20	21	22	23	24	25-29	30-34	35-39	40-44	45-49	50-54	55-59	60-64	65 OV	WHT		BLK	IND	ASN	
SEX OFFENSES	17	M								1		1							2	1		1		
		F																						
DRUG/SALE/MAN	180	M	2		1			1						1					5	5				
		F	1							2						1			4	4				
NARCOTICS	180a	M	1		1														2	2				
		F	1							1									2	2				
MARIJUANA	180b	M												1					1	1				
		F														1			1	1				
SYNTHETIC NARC	180c	M	1					1											2	2				
		F								1									1	1				
OTHER/NON-NARC	180d	M																						
		F																						
DRUG/POSSESSION	185	M				1			2	4	1							1	9	8		1		
		F																						
NARCOTICS	185e	M																						
		F																						
MARIJUANA	185f	M				1			2	2	1							1	7	6		1		
		F																						
SYNTHETIC NARC	185g	M																						
		F																						
OTHER/NON-NARC	185h	M								2									2	2				
		F																						
GAMBLING	19	M																						
		F																						
BOOKMAKING	19a	M																						
		F																						
NUMBERS	19b	M																						
		F																						
OTHER GAMBLING	19c	M																						
		F																						
FAMILY/CHILD	20	M																						
		F																						
DRIVING INFLUENCE	21	M			1	3	1			4	5	3	7	2	1	1	3	1	32	26	1	4	1	
		F					2			1	1	1	4	1	3				13	12		1		

AGE, SEX AND RACE OF PERSONS ARRESTED  
18 Years of age and over

CLASSIFICATIONS OF OFFENSES	UCR	SEX	AGE																TOT	RACE			
			18	19	20	21	22	23	24	25 29	30 34	35 39	40 44	45 49	50 54	55 59	60 64	65 OV		WHT	BLK	IND	ASN
LIQUOR LAWS	22	M	1		2								1						4	4			
		F																					
DRUNKENNESS	23	M																					
		F																					
DISORDERLY CONDUCT	24	M					1			2		1							4	4			
		F												2					2		2		
VAGRANCY	25	M																					
		F																					
ALL OTHER	26	M		2	1	1	1	1	1	16	7	7	4	8	7			2	58	55		3	
		F					1	1	1	6		1	4	2	2				18	14		2	2
SUSPICION	27	M																					
		F																					
CURFEW	28	M																					
		F																					
TOTAL BY SEX		M	6	4	8	6	3	5	6	33	18	17	13	16	15	2	6	7	165	148	1	13	3
		F	2	1		1	6	1	2	13	7	5	10	5	10	1		1	65	49	7	6	3
<b>GRAND TOTAL</b>			<b>8</b>	<b>5</b>	<b>8</b>	<b>7</b>	<b>9</b>	<b>6</b>	<b>8</b>	<b>46</b>	<b>25</b>	<b>22</b>	<b>23</b>	<b>21</b>	<b>25</b>	<b>3</b>	<b>6</b>	<b>8</b>	<b>230</b>	<b>197</b>	<b>8</b>	<b>19</b>	<b>6</b>

AGE, SEX AND RACE OF PERSONS ARRESTED  
under 18 Years of age

CLASSIFICATIONS OF OFFENSES	UCR	SEX	AGE					TOT	RACE				
			Under 10	10-12	13-14	15	16		17	WHT	BLK	IND	ASN
MURDER/NONNEG MANSLAUGHTER	01A	M											
		F											
MANSLAUGHTER BY NEGLIGENCE	01B	M											
		F											
RAPE BY FORCE	02	M											
		F											
ROBBERY	03	M											
		F											
AGGRAVATED ASSAULT	04	M					3	3	3				
		F											
BURGLARY	05	M											
		F											
LARCENY	06	M			1			1	1				
		F				1		1	2	2			
MOTOR VEHICLE THEFT	07	M					1	1	1				
		F											
OTHER ASSAULTS	08	M			1			1	1				
		F						1	1	1			
ARSON	09	M											
		F											
FORGERY	10	M											
		F											
FRAUD	11	M											
		F											
EMBEZZLEMENT	12	M											
		F											
STOLEN PROPERTY	13	M											
		F											
VANDALISM	14	M											
		F											
WEAPONS	15	M											
		F											
PROSTITUTION	16	M											
		F											

AGE, SEX AND RACE OF PERSONS ARRESTED  
under 18 Years of age

CLASSIFICATIONS OF OFFENSES	UCR	SEX	AGE						TOT	RACE			
			Under 10	10-12	13-14	15	16	17		WHT	BLK	IND	ASN
SEX OFFENSES	17	M											
		F											
<b>DRUG/SALE/MAN</b>	180	M				1		1	2	2			
		F											
NARCOTICS	180a	M											
		F											
MARIJUANA	180b	M				1		1	2	2			
		F											
SYNTHETIC NARC	180c	M											
		F											
OTHER/NON-NARC	180d	M											
		F											
<b>DRUG/POSSESSION</b>	185	M					1	2	3	3			
		F					1	2	3	3			
NARCOTICS	185e	M											
		F											
MARIJUANA	185f	M					1	2	3	3			
		F					1	2	3	3			
SYNTHETIC NARC	185g	M											
		F											
OTHER/NON-NARC	185h	M											
		F											
<b>GAMBLING</b>	19	M											
		F											
BOOKMAKING	19a	M											
		F											
NUMBERS	19b	M											
		F											
OTHER GAMBLING	19c	M											
		F											
FAMILY/CHILD	20	M											
		F											
DRIVING INFLUENCE	21	M											
		F											

AGE, SEX AND RACE OF PERSONS ARRESTED  
under 18 Years of age

CLASSIFICATIONS OF OFFENSES	UCR	SEX	AGE						TOT	RACE			
			Under 10	10-12	13-14	15	16	17		WHT	BLK	IND	ASN
LIQUOR LAWS	22	M					1	1	2	2			
		F						3	3	3			
DRUNKENNESS	23	M											
		F											
DISORDERLY CONDUCT	24	M											
		F											
VAGRANCY	25	M											
		F											
ALL OTHER	26	M											
		F											
SUSPICION	27	M											
		F											
CURFEW	28	M											
		F											
RUN-AWAYS	29	M											
		F											
TOTAL BY SEX		M			2	1	6	4	13	13			
		F				1	1	7	9	9			
<b>GRAND TOTAL</b>					2	2	7	11	22	22			

ARSON OFFENSES KNOWN TO LAW ENFORCEMENT

1 Property Classification	2 Offenses Reported or Known to Police (Include Unfounded and attempts)	3 Unfounded, i.e. False or Baseless Complaints	4 Number of Actual Offenses (Column 2 Minus Column 3) (Include Attempts)	5 Total Offenses Cleared by Arrest or Exceptional Means (Include Column 6)	6 Number of Clearances Involving Only Persons Under 18 Years of Age	7 Offenses Where Structures Uninhabited, Abandoned, or not Normally in Use	8 Estimated Value of Property Damage
STRUCTURAL							
A. Single Occupancy Residential: Houses, Townhouses, Duplexes, etc.							
B. Other Residential: Apartments, Tenements, Flats, Hotels, Motels, Inns, Dormitories, Boarding Houses, etc.							
C. Storage: Barns, Garages, Warehouses, etc.							
D. Industrial/Manufacturing:							
E. Other Commercial: Stores, Restaurants, Offices, etc.							
F. Community/Public: Churches, Jails, Schools, Colleges, Hospitals, etc.							
G. All Other Structure: Out Buildings, Monuments, Buildings Under Constructions, etc.							
TOTAL							
MOBILE							
H. Motor Vehicles: Automobiles, Trucks, Buses, Motorcycles, etc. UCR Definition							
I. Other Mobile Property: Trailers, Recreational Vehicles, Airplanes, Boats, etc.							
TOTAL							
OTHER							
J. TOTAL OTHER Crops, Timber, Fences, Signs, etc.							
TOTAL							
<b>GRAND TOTAL</b>							

LAW ENFORCEMENT OFFICERS KILLED OR ASSAULTED

Type of Activity	Total assaults by weapon	Type of Weapon				Type of Assignment						Officer assaults cleared	
		Firearm	Knife or other cutting instrument	Other dangerous weapon	Hands, fists, feet, etc.	Two-officer vehicle	One-officer vehicle		Detective or special assgn.		Other		
							Alone	Asst	Alone	Ast	Alone		Asst
A	B	C	D	E	F	G	H	I	J	K	L	M	
1. Responding to disturbance calls (family quarrels, person with firearm, etc.)	3		1		2	1	1	1					1
2. Burglaries in progress or pursuing burglary suspects													
3. Robberies in progress or pursuing robbery suspects													
4. Attempting other arrests													
5. Civil disorder (riot, mass disobedience, etc.)													
6. Handling, transporting, custody of prisoners													
7. Investigating suspicious persons or circumstances	2				2	2							
8. Ambush – no warning													
9. Mentally deranged													
10. Traffic pursuits and stops													
11. All other													
<b>12. TOTAL (1-11)</b>	<b>5</b>		<b>1</b>		<b>4</b>	<b>3</b>	<b>1</b>	<b>1</b>					<b>1</b>
13. Number with person injury	4				4								
14. Number without personal injury	1		1										

15. TIME OF ASSAULTS	12 AM	2 AM	4 AM	6 AM	8 AM	10 AM	NOON	2 PM	4 PM	6 PM	8 PM	10 PM	UNK
						1	1	2	1				

OFFENSES KNOWN TO LAW ENFORCEMENT

(1) Classification of Offense	(2) Offenses Reported	(3) Unfounded Offenses	(4) Actual Offenses	(5) Offenses Cleared	(6) Juveniles Only
CRIMINAL HOMICIDE					
MURDER/NONNEG MANSLAUGHTER					
MANSLAUGHTER BY NEGLIGENCE				1	
TOTAL				1	
FORCIBLE RAPE					
RAPE BY FORCE	10	2	8	4	
ATTEMPTED FORCIBLE RAPE	1		1	1	
TOTAL	11	2	9	5	
ROBBERY					
FIREARM	1		1	1	
KNIFE/CUTTING INSTRUMENT	6		6	6	
OTHER DANGEROUS WEAPON	3		3	2	
STRONG-ARM (HANDS, FISTS)	8	2	6	4	
TOTAL	18	2	16	13	
ASSAULT					
FIREARM	15	2	13	13	
KNIFE OR CUTTING INSTRUMENT	18		18	17	1
OTHER DANGEROUS WEAPON	28	2	26	20	1
HANDS, FIST, FEET, AGGRAVATED	33		33	26	1
OTHER ASSAULTS - SIMPLE	621	35	586	516	25
TOTAL	715	39	676	592	28
BURGLARY					
FORCIBLE ENTRY	40		40	14	
UNLAWFUL ENTRY - NO FORCE	52	2	50	14	
ATTEMPTED FORCIBLE ENTRY	4		4		
TOTAL	96	2	94	28	
LARCENY-THEFT					
THEFT (EX MOTOR VEHICLE)	1037	62	975	399	39
TOTAL	1037	62	975	399	39
MOTOR VEHICLE THEFT					
AUTOS	21	3	18	10	1
TRUCKS AND BUSES	13	2	11	6	
OTHER VEHICLES	1		1		
TOTAL	35	5	30	16	1
<b>GRAND TOTAL</b>	<b>1912</b>	<b>112</b>	<b>1800</b>	<b>1054</b>	<b>68</b>



PROPERTY STOLEN BY CLASSIFICATION

CLASSIFICATION OF OFFENSES	NUMBER ACTUAL OFFENSES	VALUE OF PROPERTY STOLEN
MURDER/NONNEG MANSLAUGHTER		
FORCIBLE RAPE	9	
ROBBERY		
HIGHWAY (STREET, ALLEYS, ETC.)	3	\$ 2,060
COMMERCIAL HOUSE	8	\$ 1,206
GAS OR SERVICE STATION	1	\$ 100
CONVENIENCE STORE	1	\$ 56
RESIDENCE	1	\$ 16
BANK		
MISCELLANEOUS	2	\$ 550
TOTAL ROBBERY	16	\$ 3,988
BURGLARY		
RESIDENCE (DWELLING)		
NIGHT (6PM-6AM)	15	\$ 12,520
DAY (6AM-6PM)	21	\$ 22,053
UNKNOWN	17	\$ 25,096
NON-RESIDENCE (STORE ETC.)		
NIGHT (6PM-6AM)	22	\$ 24,319
DAY (6AM-6PM)	2	\$ 1,900
UNKNOWN	17	\$ 17,861
TOTAL BURGLARY	94	\$ 103,749
LARCENY-THEFT		
\$200 AND OVER	426	\$ 426,458
\$50 TO \$200	249	\$ 25,501
UNDER \$50	300	\$ 5,400
TOTAL	975	\$ 457,359
6X. NATURE OF LARCENIES UNDER ITEM 6		
POCKET-PICKING	4	\$ 1,304
PURSE-SNATCHING		
SHOPLIFTING	291	\$ 24,340
FROM MOTOR VEHICLE	147	\$ 50,846
MOTOR VEHICLE PARTS & ACCESSORIES	28	\$ 6,132
BICYCLES	48	\$ 21,296
FROM BUILDING(EX C&H)	272	\$ 236,309
FROM COIN-OP MACHINES	1	\$ 400
ALL OTHER	184	\$ 116,732
TOTAL LARCENY	975	\$ 457,359
MOTOR VEHICLE THEFT	30	\$ 130,100
STOLEN & RECOVERED LOCALLY	26	
STOLEN LOCALLY & RECOVERED OTHER	4	
TOTAL STOLEN OTHER & RECOVERED LOCAL	30	
STOLEN IN OTHER JURIS & RECOVERED LOCALLY		
TOTAL MOTOR VEHICLE THEFT	30	\$ 130,100
<b>GRAND TOTAL</b>	<b>1124</b>	<b>\$ 695,196</b>

## PROPERTY BY TYPE AND VALUE

Type of Property (1)	Monetary Value of Property Stolen in Your Jurisdiction	
	STOLEN (2)	RECOVERED (3)
CURRENCY, NOTES, ETC.	\$ 68,941	\$ 1,692
JEWELRY & PRECIOUS METALS	\$ 149,340	\$ 289
CLOTHING AND FURS	\$ 20,288	\$ 4,868
LOCALLY STOLEN MOTOR VEHICLE	\$ 129,500	\$ 107,050
OFFICE EQUIPMENT	\$ 30,143	\$ 3,528
TV, RADIOS, CAMERAS, ETC.	\$ 36,277	\$ 5,100
FIREARMS	\$ 7,590	\$ 1,100
HOUSEHOLD GOODS	\$ 19,183	\$ 1,252
CONSUMABLE GOODS	\$ 24,368	\$ 5,649
LIVESTOCK		
MISCELLANEOUS	\$ 209,566	\$ 50,235
<b>GRAND TOTAL</b>	<b>\$ 695,196</b>	<b>\$ 180,763</b>

AGE, SEX AND RACE OF PERSONS ARRESTED  
18 Years of age and over

CLASSIFICATIONS OF OFFENSES	UCR	SEX	AGE																TOT	RACE							
			18	19	20	21	22	23	24	25 29	30 34	35 39	40 44	45 49	50 54	55 59	60 64	65 OV		WHT	BLK	IND	ASN				
MURDER/NONNEG MANSLAUGHTER	01A	M																									
		F																									
MANSLAUGHTER BY NEGLIGENCE	01B	M																									
		F																									
RAPE BY FORCE	02	M																									
		F																									
ROBBERY	03	M		1												1					2	1		1			
		F																									
AGGRAVATED ASSAULT	04	M		1		2		3		5	3	2	2	2	1					21	10	1	10				
		F		1						2	2				1		1			7	2		5				
BURGLARY	05	M			1		2			1		1								5	2		3				
		F	1		1	1	1			1	1		1		1					8	6	1	1				
LARCENY	06	M	5	1	12	6	4	2	8	16	12	10	6	5	9	3				99	44	7	41	7			
		F	3	3	8	5	7	6	6	18	17	10	8	3	3	2				99	53	1	45				
MOTOR VEHICLE THEFT	07	M																									
		F											1							1			1				
OTHER ASSAULTS	08	M	2	9	9	8	5	15	7	40	24	21	16	19	12	8	2	3	200	86	7	97	10				
		F	4	1	1	2	4	4	2	11	8	6	8	4	4			1	60	19		39	2				
ARSON	09	M			2						1		1		1				5	3		2					
		F	1																	1			1				
FORGERY	10	M											1							1							1
		F																									
FRAUD	11	M							1			1			2				4	2		2					
		F								2	1		1		2				6	3		3					
EMBEZZLEMENT	12	M															1		1	1							
		F			1														1	1							
STOLEN PROPERTY	13	M																									
		F																									
VANDALISM	14	M	2	3	1		2	2	1	11	5	4	1	1	2				35	21	1	12	1				
		F						1		1						1			3	2		1					
WEAPONS	15	M				1			1	3				2	1	1			9	7		2					
		F																									
PROSTITUTION	16	M																									
		F																									

AGE, SEX AND RACE OF PERSONS ARRESTED  
18 Years of age and over

CLASSIFICATIONS OF OFFENSES	UCR	SEX	AGE																	TOT	RACE			
			18	19	20	21	22	23	24	25-29	30-34	35-39	40-44	45-49	50-54	55-59	60-64	65 OV	WHT		BLK	IND	ASN	
SEX OFFENSES	17	M				1				1	2			1		1	1		7	3		4		
		F										1							1			1		
DRUG/SALE/MAN	180	M			1			1		2	1	1	2		1		1		10	7		2	1	
		F							1										1	1				
NARCOTICS	180a	M									1	1			1		1		4	4				
		F							1										1	1				
MARIJUANA	180b	M							1										1	1				
		F																						
SYNTHETIC NARC	180c	M			1			1		1			2						5	2		2	1	
		F																						
OTHER/NON-NARC	180d	M																						
		F																						
DRUG/POSSESSION	185	M	2				1			3	1	1			2	1			11	6	1	3	1	
		F				1	1			1										3	2		1	
NARCOTICS	185e	M							1						1	1			3	2		1		
		F																						
MARIJUANA	185f	M	2				1			1	1	1							6	4	1	1		
		F				1				1										2	2			
SYNTHETIC NARC	185g	M							1						1				2			1	1	
		F					1													1			1	
OTHER/NON-NARC	185h	M																						
		F																						
GAMBLING	19	M																						
		F																						
BOOKMAKING	19a	M																						
		F																						
NUMBERS	19b	M																						
		F																						
OTHER GAMBLING	19c	M																						
		F																						
FAMILY/CHILD	20	M																						
		F																						
DRIVING INFLUENCE	21	M	2	4	6	8	9	5	4	31	27	12	9	12	10	9	3	3	154	116	3	27	8	
		F	1	1		3					17	7	5	9	3	8	3	1		58	39	2	17	

AGE, SEX AND RACE OF PERSONS ARRESTED  
18 Years of age and over

CLASSIFICATIONS OF OFFENSES	UCR	SEX	AGE																TOT	RACE			
			18	19	20	21	22	23	24	25 29	30 34	35 39	40 44	45 49	50 54	55 59	60 64	65 OV		WHT	BLK	IND	ASN
LIQUOR LAWS	22	M	14	29	26	2		1		3		2						77	28	1	44	4	
		F	9	8	9						1							27	6		21		
DRUNKENNESS	23	M																					
		F																					
DISORDERLY CONDUCT	24	M				1	1			3	1	1		2				9	5	1	2	1	
		F																					
VAGRANCY	25	M																					
		F																					
ALL OTHER	26	M	2	5	15	18	6	13	21	55	23	17	20	35	20	2	2	5	259	115	5	127	12
		F		1	1	7	5	7	3	24	15	10	8	5	5	5	1		97	39		56	2
SUSPICION	27	M																					
		F																					
CURFEW	28	M																					
		F																					
TOTAL BY SEX		M	29	53	73	47	30	42	43	174	100	73	58	79	61	27	9	11	909	457	27	379	46
		F	19	15	21	19	18	18	11	78	52	31	37	15	24	11	3	1	373	173	4	192	4
<b>GRAND TOTAL</b>			<b>48</b>	<b>68</b>	<b>94</b>	<b>66</b>	<b>48</b>	<b>60</b>	<b>54</b>	<b>252</b>	<b>152</b>	<b>104</b>	<b>95</b>	<b>94</b>	<b>85</b>	<b>38</b>	<b>12</b>	<b>12</b>	<b>1282</b>	<b>630</b>	<b>31</b>	<b>571</b>	<b>50</b>

AGE, SEX AND RACE OF PERSONS ARRESTED  
under 18 Years of age

CLASSIFICATIONS OF OFFENSES	UCR	SEX	AGE					TOT	RACE				
			Under 10	10-12	13-14	15	16		17	WHT	BLK	IND	ASN
MURDER/NONNEG MANSLAUGHTER	01A	M											
		F											
MANSLAUGHTER BY NEGLIGENCE	01B	M											
		F											
RAPE BY FORCE	02	M											
		F											
ROBBERY	03	M											
		F											
AGGRAVATED ASSAULT	04	M					1	1	2	2			
		F						1	1	1			
BURGLARY	05	M											
		F			1	2	1		4	2		2	
LARCENY	06	M				10	1	8	19	16		3	
		F			2	3	4	5	14	7		7	
MOTOR VEHICLE THEFT	07	M						1	1	1			
		F											
OTHER ASSAULTS	08	M		4	2	3	1	3	13	4	4	5	
		F			2	1	1	3	7	2		5	
ARSON	09	M											
		F											
FORGERY	10	M											
		F											
FRAUD	11	M											
		F											
EMBEZZLEMENT	12	M											
		F											
STOLEN PROPERTY	13	M											
		F											
VANDALISM	14	M		2	7	1			10	6	2	2	
		F			2				2	2			
WEAPONS	15	M						1	1	1			
		F											
PROSTITUTION	16	M											
		F											

AGE, SEX AND RACE OF PERSONS ARRESTED  
under 18 Years of age

CLASSIFICATIONS OF OFFENSES	UCR	SEX	AGE						TOT	RACE			
			Under 10	10-12	13-14	15	16	17		WHT	BLK	IND	ASN
SEX OFFENSES	17	M			1				1	1			
		F											
<b>DRUG/SALE/MAN</b>	180	M											
		F											
NARCOTICS	180a	M											
		F											
MARIJUANA	180b	M											
		F											
SYNTHETIC NARC	180c	M											
		F											
OTHER/NON-NARC	180d	M											
		F											
<b>DRUG/POSSESSION</b>	185	M			2	3	2	2	9	6		3	
		F			1	1			2	1		1	
NARCOTICS	185e	M											
		F											
MARIJUANA	185f	M			2	3	2	2	9	6		3	
		F			1	1			2	1		1	
SYNTHETIC NARC	185g	M											
		F											
OTHER/NON-NARC	185h	M											
		F											
<b>GAMBLING</b>	19	M											
		F											
BOOKMAKING	19a	M											
		F											
NUMBERS	19b	M											
		F											
OTHER GAMBLING	19c	M											
		F											
FAMILY/CHILD	20	M											
		F											
DRIVING INFLUENCE	21	M					1		1	1			
		F					1		1	1			

AGE, SEX AND RACE OF PERSONS ARRESTED  
under 18 Years of age

CLASSIFICATIONS OF OFFENSES	UCR	SEX	AGE						TOT	RACE			
			Under 10	10-12	13-14	15	16	17		WHT	BLK	IND	ASN
LIQUOR LAWS	22	M				3	9	7	19	10	4	5	
		F			4	4	1	10	19	8		11	
DRUNKENNESS	23	M											
		F											
DISORDERLY CONDUCT	24	M			2				2	2			
		F											
VAGRANCY	25	M											
		F											
ALL OTHER	26	M		1					1	1			
		F											
SUSPICION	27	M											
		F											
CURFEW	28	M											
		F											
RUN-AWAYS	29	M											
		F											
TOTAL BY SEX		M		7	14	20	15	23	79	51	10	18	
		F			12	11	8	19	50	24		26	
<b>GRAND TOTAL</b>				7	26	31	23	42	129	75	10	44	



ARSON OFFENSES KNOWN TO LAW ENFORCEMENT

1 Property Classification	2 Offenses Reported or Known to Police (Include Unfounded and attempts)	3 Unfounded, i.e. False or Baseless Complaints	4 Number of Actual Offenses (Column 2 Minus Column 3) (Include Attempts)	5 Total Offenses Cleared by Arrest or Exceptional Means (Include Column 6)	6 Number of Clearances Involving Only Persons Under 18 Years of Age	7 Offenses Where Structures Uninhabited, Abandoned, or not Normally in Use	8 Estimated Value of Property Damage
STRUCTURAL							
A. Single Occupancy Residential: Houses, Townhouses, Duplexes, etc.							
B. Other Residential: Apartments, Tenements, Flats, Hotels, Motels, Inns, Dormitories, Boarding Houses, etc.							
C. Storage: Barns, Garages, Warehouses, etc.							
D. Industrial/Manufacturing:							
E. Other Commercial: Stores, Restaurants, Offices, etc.	2		2	2	1		\$2,150
F. Community/Public: Churches, Jails, Schools, Colleges, Hospitals, etc.	3		3	2	2		\$366
G. All Other Structure: Out Buildings, Monuments, Buildings Under Constructions, etc.	1		1				\$3,300
TOTAL	6		6	4	3		\$5,816
MOBILE							
H. Motor Vehicles: Automobiles, Trucks, Buses, Motorcycles, etc. UCR Definition	2		2	1			\$7,000
I. Other Mobile Property: Trailers, Recreational Vehicles, Airplanes, Boats, etc.	1		1	1			\$24,000
TOTAL	3		3	2			\$31,000
OTHER							
J. TOTAL OTHER Crops, Timber, Fences, Signs, etc.							
TOTAL							
<b>GRAND TOTAL</b>	<b>9</b>		<b>9</b>	<b>6</b>	<b>3</b>		<b>\$36,816</b>

LAW ENFORCEMENT OFFICERS KILLED OR ASSAULTED

Type of Activity	Total assaults by weapon	Type of Weapon				Type of Assignment						Officer assaults cleared	
		Firearm	Knife or other cutting instrument	Other dangerous weapon	Hands, fists, etc.	Two-officer vehicle	One-officer vehicle		Detective or special assgn.		Other		
							Alone	Asst	Alone	Ast	Alone		Asst
A	B	C	D	E	F	G	H	I	J	K	L	M	
1. Responding to disturbance calls (family quarrels, person with firearm, etc.)	37	11			26	1	5	30				1	36
2. Burglaries in progress or pursuing burglary suspects													
3. Robberies in progress or pursuing robbery suspects													
4. Attempting other arrests	1				1			1					1
5. Civil disorder (riot, mass disobedience, etc.)													
6. Handling, transporting, custody of prisoners													
7. Investigating suspicious persons or circumstances	2				2		1	1					2
8. Ambush – no warning													
9. Mentally deranged													
10. Traffic pursuits and stops	2				2			2					2
11. All other	2				2		1				1		1
<b>12. TOTAL (1-11)</b>	<b>44</b>	<b>11</b>			<b>33</b>	<b>1</b>	<b>7</b>	<b>34</b>			<b>1</b>	<b>1</b>	<b>42</b>
13. Number with person injury	7				7								
14. Number without personal injury	37	11			26								

15. TIME OF ASSAULTS	12 AM	2 AM	4 AM	6 AM	8 AM	10 AM	NOON	2 PM	4 PM	6 PM	8 PM	10 PM	UNK
	8	7				2	2	2	3	2	1	17	

OFFENSES KNOWN TO LAW ENFORCEMENT

(1) Classification of Offense	(2) Offenses Reported	(3) Unfounded Offenses	(4) Actual Offenses	(5) Offenses Cleared	(6) Juveniles Only
CRIMINAL HOMICIDE					
MURDER/NONNEG MANSLAUGHTER					
MANSLAUGHTER BY NEGLIGENCE					
TOTAL					
FORCIBLE RAPE					
RAPE BY FORCE	1		1	2	1
ATTEMPTED FORCIBLE RAPE					
TOTAL	1		1	2	1
ROBBERY					
FIREARM					
KNIFE/CUTTING INSTRUMENT					
OTHER DANGEROUS WEAPON					
STRONG-ARM (HANDS, FISTS)					
TOTAL					
ASSAULT					
FIREARM	4		4	4	1
KNIFE OR CUTTING INSTRUMENT	5		5	2	1
OTHER DANGEROUS WEAPON	11		11	6	
HANDS, FIST, FEET, AGGRAVATED	4		4	2	
OTHER ASSAULTS - SIMPLE	172	11	161	103	6
TOTAL	196	11	185	117	8
BURGLARY					
FORCIBLE ENTRY	19		19	5	2
UNLAWFUL ENTRY - NO FORCE	18	1	17	6	
ATTEMPTED FORCIBLE ENTRY	2	1	1		
TOTAL	39	2	37	11	2
LARCENY-THEFT					
THEFT (EX MOTOR VEHICLE)	315	20	295	98	7
TOTAL	315	20	295	98	7
MOTOR VEHICLE THEFT					
AUTOS	6	2	4	1	
TRUCKS AND BUSES	3		3	1	
OTHER VEHICLES	3	2	1		
TOTAL	12	4	8	2	
<b>GRAND TOTAL</b>	<b>563</b>	<b>37</b>	<b>526</b>	<b>230</b>	<b>18</b>

PROPERTY STOLEN BY CLASSIFICATION

CLASSIFICATION OF OFFENSES	NUMBER ACTUAL OFFENSES	VALUE OF PROPERTY STOLEN
MURDER/NONNEG MANSLAUGHTER		
FORCIBLE RAPE	1	
ROBBERY		
HIGHWAY (STREET, ALLEYS, ETC.)		
COMMERCIAL HOUSE		
GAS OR SERVICE STATION		
CONVENIENCE STORE		
RESIDENCE		
BANK		
MISCELLANEOUS		
TOTAL ROBBERY		
BURGLARY		
RESIDENCE (DWELLING)		
NIGHT (6PM-6AM)	19	\$ 7,698
DAY (6AM-6PM)		
UNKNOWN		
NON-RESIDENCE (STORE ETC.)		
NIGHT (6PM-6AM)	17	\$ 16,658
DAY (6AM-6PM)		
UNKNOWN	1	
TOTAL BURGLARY	37	\$ 24,356
LARCENY-THEFT		
\$200 AND OVER	78	\$ 89,808
\$50 TO \$200	42	\$ 3,867
UNDER \$50	175	\$ 939
TOTAL	295	\$ 94,614
6X. NATURE OF LARCENIES UNDER ITEM 6		
POCKET-PICKING		
PURSE-SNATCHING	6	\$ 1,522
SHOPLIFTING	61	\$ 6,189
FROM MOTOR VEHICLE	44	\$ 12,414
MOTOR VEHICLE PARTS & ACCESSORIES	6	\$ 820
BICYCLES	15	\$ 1,741
FROM BUILDING(EX C&H)	90	\$ 55,943
FROM COIN-OP MACHINES		
ALL OTHER	73	\$ 15,985
TOTAL LARCENY	295	\$ 94,614
MOTOR VEHICLE THEFT	8	\$ 15,000
STOLEN & RECOVERED LOCALLY	6	
STOLEN LOCALLY & RECOVERED OTHER	1	
TOTAL STOLEN OTHER & RECOVERED LOCAL	7	
STOLEN IN OTHER JURIS & RECOVERED LOCALLY		
TOTAL MOTOR VEHICLE THEFT	8	\$ 15,000
<b>GRAND TOTAL</b>	<b>341</b>	<b>\$ 133,970</b>

PROPERTY BY TYPE AND VALUE

Type of Property (1)	Monetary Value of Property Stolen in Your Jurisdiction	
	STOLEN (2)	RECOVERED (3)
CURRENCY, NOTES, ETC.	\$ 14,975	\$ 2
JEWELRY & PRECIOUS METALS	\$ 16,538	\$ 7,500
CLOTHING AND FURS	\$ 1,372	\$ 552
LOCALLY STOLEN MOTOR VEHICLE	\$ 21,645	\$ 33,495
OFFICE EQUIPMENT	\$ 5,300	\$ 400
TV, RADIOS, CAMERAS, ETC.	\$ 7,336	\$ 3,241
FIREARMS	\$ 6,130	\$ 2,740
HOUSEHOLD GOODS	\$ 1,390	\$ 362
CONSUMABLE GOODS	\$ 6,370	\$ 341
LIVESTOCK		
MISCELLANEOUS	\$ 52,914	\$ 5,527
<b>GRAND TOTAL</b>	<b>\$ 133,970</b>	<b>\$ 54,160</b>

AGE, SEX AND RACE OF PERSONS ARRESTED  
18 Years of age and over

CLASSIFICATIONS OF OFFENSES	UCR	SEX	AGE																TOT	RACE							
			18	19	20	21	22	23	24	25 29	30 34	35 39	40 44	45 49	50 54	55 59	60 64	65 OV		WHT	BLK	IND	ASN				
MURDER/NONNEG MANSLAUGHTER	01A	M																									
		F																									
MANSLAUGHTER BY NEGLIGENCE	01B	M																									
		F																									
RAPE BY FORCE	02	M																									
		F																									
ROBBERY	03	M																									
		F																									
AGGRAVATED ASSAULT	04	M	1		2				1		1	3		1						9	7	1	1				
		F					1			2		1								4	2	1	1				
BURGLARY	05	M				1		1	1	2			1							6	6						
		F																									
LARCENY	06	M	4	4	3	9	1	2	2	13	2	2	2	6	2		1		53	44	3	6					
		F	1	2	1	1	2	2	1	8	5	3	3	1	1		1		32	30		2					
MOTOR VEHICLE THEFT	07	M					1						1						2	1		1					
		F																									
OTHER ASSAULTS	08	M		2	1	2	3	3	2	4	3	5	7	6	3	1		1	43	31			12				
		F		1	1		1	4	1	8	2	2	2	5					27	21			6				
ARSON	09	M																									
		F																									
FORGERY	10	M								1		1		1					3	3							
		F																									
FRAUD	11	M																									
		F																									
EMBEZZLEMENT	12	M																									
		F																									
STOLEN PROPERTY	13	M																									
		F																									
VANDALISM	14	M								2	2	1	1						6	4			2				
		F							1	2	1							1	5	3	1	1					
WEAPONS	15	M		1							4								6	6							
		F																									
PROSTITUTION	16	M																									
		F																									

AGE, SEX AND RACE OF PERSONS ARRESTED  
18 Years of age and over

CLASSIFICATIONS OF OFFENSES	UCR	SEX	AGE																	TOT	RACE			
			18	19	20	21	22	23	24	25 29	30 34	35 39	40 44	45 49	50 54	55 59	60 64	65 OV	WHT		BLK	IND	ASN	
SEX OFFENSES	17	M		2		1							1						4	4				
		F																						
DRUG/SALE/MAN	180	M	1									1	1						3	3				
		F						1											1	1				
NARCOTICS	180a	M																						
		F																						
MARIJUANA	180b	M	1																1	1				
		F																						
SYNTHETIC NARC	180c	M										1							1	1				
		F																						
OTHER/NON-NARC	180d	M									1								1	1				
		F						1											1	1				
DRUG/POSSESSIO N	185	M	5	2	5	2	5	2	3	8	6	2		2	2	3			47	44	1	2		
		F			1		2	2		2	2	2	3		2	1	1	1	19	17		2		
NARCOTICS	185e	M																						
		F																						
MARIJUANA	185f	M	4	2	4	1	3		2	4	4	1			1	1			27	27				
		F					2	1		2	1		3		1	1		1	12	11		1		
SYNTHETIC NARC	185g	M				1	2	1		2	1	1		1	1	1			11	9	1	1		
		F						1			1	2			1		1		6	5		1		
OTHER/NON-NARC	185h	M	1		1			1	1	2	1			1		1			9	8		1		
		F			1														1	1				
GAMBLING	19	M																						
		F																						
BOOKMAKING	19a	M																						
		F																						
NUMBERS	19b	M																						
		F																						
OTHER GAMBLING	19c	M																						
		F																						
FAMILY/CHILD	20	M		1		1					2								4	3		1		
		F							2	1	1	1		1					6	5	1			
DRIVING INFLUENCE	21	M		3		5	2	1	2	8	5	4	6	5	2	4	2	1	50	43	2	5		
		F			1	3			1	4	3	3	1	3		2	1		22	20		2		

AGE, SEX AND RACE OF PERSONS ARRESTED  
18 Years of age and over

CLASSIFICATIONS OF OFFENSES	UCR	SEX	AGE																TOT	RACE			
			18	19	20	21	22	23	24	25 29	30 34	35 39	40 44	45 49	50 54	55 59	60 64	65 OV		WHT	BLK	IND	ASN
LIQUOR LAWS	22	M	10	8	3		1												22	19		3	
		F	2	3	2														7	7			
DRUNKENNESS	23	M																					
		F																					
DISORDERLY CONDUCT	24	M		1					1	3	2	2							9	7		2	
		F			1				1										2	1		1	
VAGRANCY	25	M																					
		F																					
ALL OTHER	26	M	7	8	17	12	12	5	6	40	24	20	14	8	6	8	3	3	193	171	3	17	2
		F	5	2	4	7	6	5	3	23	11	8	9	9	3	1	2	2	100	81	1	18	
SUSPICION	27	M																					
		F																					
CURFEW	28	M																					
		F																					
TOTAL BY SEX		M	28	32	31	33	25	14	17	79	53	42	34	29	15	16	7	5	460	396	10	52	2
		F	8	8	11	11	12	14	9	51	25	20	18	19	6	4	6	3	225	188	4	33	
<b>GRAND TOTAL</b>			<b>36</b>	<b>40</b>	<b>42</b>	<b>44</b>	<b>37</b>	<b>28</b>	<b>26</b>	<b>130</b>	<b>78</b>	<b>62</b>	<b>52</b>	<b>48</b>	<b>21</b>	<b>20</b>	<b>13</b>	<b>8</b>	<b>685</b>	<b>584</b>	<b>14</b>	<b>85</b>	<b>2</b>



AGE, SEX AND RACE OF PERSONS ARRESTED  
under 18 Years of age

CLASSIFICATIONS OF OFFENSES	UCR	SEX	AGE					TOT	RACE				
			Under 10	10-12	13-14	15	16		17	WHT	BLK	IND	ASN
MURDER/NONNEG MANSLAUGHTER	01A	M											
		F											
MANSLAUGHTER BY NEGLIGENCE	01B	M											
		F											
RAPE BY FORCE	02	M											
		F											
ROBBERY	03	M											
		F											
AGGRAVATED ASSAULT	04	M			1			1	2	2			
		F											
BURGLARY	05	M			3	1			4	4			
		F			1				1	1			
LARCENY	06	M		1	1	2	3	1	8	4		4	
		F					1		1	1			
MOTOR VEHICLE THEFT	07	M											
		F											
OTHER ASSAULTS	08	M		1	4				5	5			
		F											
ARSON	09	M											
		F											
FORGERY	10	M											
		F											
FRAUD	11	M											
		F											
EMBEZZLEMENT	12	M											
		F											
STOLEN PROPERTY	13	M											
		F											
VANDALISM	14	M			1		2		3	1		2	
		F				1			1	1			
WEAPONS	15	M											
		F											
PROSTITUTION	16	M											
		F											

AGE, SEX AND RACE OF PERSONS ARRESTED  
under 18 Years of age

CLASSIFICATIONS OF OFFENSES	UCR	SEX	AGE						TOT	RACE			
			Under 10	10-12	13-14	15	16	17		WHT	BLK	IND	ASN
SEX OFFENSES	17	M					1	1	2	2			
		F											
<b>DRUG/SALE/MAN</b>	180	M											
		F											
NARCOTICS	180a	M											
		F											
MARIJUANA	180b	M											
		F											
SYNTHETIC NARC	180c	M											
		F											
OTHER/NON-NARC	180d	M											
		F											
<b>DRUG/POSSESSION</b>	185	M						1	1	1			
		F						2	2	2			
NARCOTICS	185e	M											
		F											
MARIJUANA	185f	M											
		F						1	1	1			
SYNTHETIC NARC	185g	M											
		F											
OTHER/NON-NARC	185h	M						1	1	1			
		F						1	1	1			
<b>GAMBLING</b>	19	M											
		F											
BOOKMAKING	19a	M											
		F											
NUMBERS	19b	M											
		F											
OTHER GAMBLING	19c	M											
		F											
FAMILY/CHILD	20	M											
		F											
DRIVING INFLUENCE	21	M			1			1	2	2			
		F											

AGE, SEX AND RACE OF PERSONS ARRESTED  
under 18 Years of age

CLASSIFICATIONS OF OFFENSES	UCR	SEX	AGE					TOT	RACE				
			Under 10	10-12	13-14	15	16		17	WHT	BLK	IND	ASN
LIQUOR LAWS	22	M				2	2	5	9	9			
		F				1	5	4	10	9		1	
DRUNKENNESS	23	M											
		F											
DISORDERLY CONDUCT	24	M											
		F											
VAGRANCY	25	M											
		F											
ALL OTHER	26	M		2	2		1		5	4		1	
		F						1	1	1			
SUSPICION	27	M											
		F											
CURFEW	28	M											
		F											
RUN-AWAYS	29	M											
		F											
TOTAL BY SEX		M		4	13	5	9	10	41	34		7	
		F			1	2	6	7	16	15		1	
<b>GRAND TOTAL</b>				<b>4</b>	<b>14</b>	<b>7</b>	<b>15</b>	<b>17</b>	<b>57</b>	<b>49</b>		<b>8</b>	

ARSON OFFENSES KNOWN TO LAW ENFORCEMENT

1 Property Classification	2 Offenses Reported or Known to Police (Include Unfounded and attempts)	3 Unfounded, i.e. False or Baseless Complaints	4 Number of Actual Offenses (Column 2 Minus Column 3) (Include Attempts)	5 Total Offenses Cleared by Arrest or Exceptional Means (Include Column 6)	6 Number of Clearances Involving Only Persons Under 18 Years of Age	7 Offenses Where Structures Uninhabited, Abandoned, or not Normally in Use	8 Estimated Value of Property Damage
STRUCTURAL							
A. Single Occupancy Residential: Houses, Townhouses, Duplexes, etc.	2		2	1		1	\$27,400
B. Other Residential: Apartments, Tenements, Flats, Hotels, Motels, Inns, Dormitories, Boarding Houses, etc.							
C. Storage: Barns, Garages, Warehouses, etc.							
D. Industrial/Manufacturing:							
E. Other Commercial: Stores, Restaurants, Offices, etc.							
F. Community/Public: Churches, Jails, Schools, Colleges, Hospitals, etc.							
G. All Other Structure: Out Buildings, Monuments, Buildings Under Constructions, etc.							
TOTAL	2		2	1		1	\$27,400
MOBILE							
H. Motor Vehicles: Automobiles, Trucks, Buses, Motorcycles, etc. UCR Definition							
I. Other Mobile Property: Trailers, Recreational Vehicles, Airplanes, Boats, etc.							
TOTAL							
OTHER							
J. TOTAL OTHER Crops, Timber, Fences, Signs, etc.							
TOTAL							
<b>GRAND TOTAL</b>	<b>2</b>		<b>2</b>	<b>1</b>		<b>1</b>	<b>\$27,400</b>

LAW ENFORCEMENT OFFICERS KILLED OR ASSAULTED

Type of Activity	Total assaults by weapon	Type of Weapon				Type of Assignment						Officer assaults cleared	
		Firearm	Knife or other cutting instrument	Other dangerous weapon	Hands, fists, feet, etc.	Two-officer vehicle	One-officer vehicle		Detective or special assgn.		Other		
							Alone	Asst	Alone	Ast	Alone		Asst
A	B	C	D	E	F	G	H	I	J	K	L	M	
1. Responding to disturbance calls (family quarrels, person with firearm, etc.)													
2. Burglaries in progress or pursuing burglary suspects													
3. Robberies in progress or pursuing robbery suspects													
4. Attempting other arrests													
5. Civil disorder (riot, mass disobedience, etc.)													
6. Handling, transporting, custody of prisoners													
7. Investigating suspicious persons or circumstances													
8. Ambush – no warning													
9. Mentally deranged													
10. Traffic pursuits and stops													
11. All other													
<b>12. TOTAL (1-11)</b>													
13. Number with person injury													
14. Number without personal injury													
15. TIME OF ASSAULTS	12 AM	2 AM	4 AM	6 AM	8 AM	10 AM	NOON	2 PM	4 PM	6 PM	8 PM	10 PM	UNK

OFFENSES KNOWN TO LAW ENFORCEMENT

(1) Classification of Offense	(2) Offenses Reported	(3) Unfounded Offenses	(4) Actual Offenses	(5) Offenses Cleared	(6) Juveniles Only
CRIMINAL HOMICIDE					
MURDER/NONNEG MANSLAUGHTER					
MANSLAUGHTER BY NEGLIGENCE					
TOTAL					
FORCIBLE RAPE					
RAPE BY FORCE	6		6	1	1
ATTEMPTED FORCIBLE RAPE	3		3	2	
TOTAL	9		9	3	1
ROBBERY					
FIREARM	1		1		
KNIFE/CUTTING INSTRUMENT	2		2	1	
OTHER DANGEROUS WEAPON					
STRONG-ARM (HANDS, FISTS)	1		1	1	
TOTAL	4		4	2	
ASSAULT					
FIREARM	1		1	1	
KNIFE OR CUTTING INSTRUMENT	4		4	2	
OTHER DANGEROUS WEAPON	10		10	6	
HANDS, FIST, FEET, AGGRAVATED	1		1	1	
OTHER ASSAULTS - SIMPLE					
TOTAL	16		16	10	
BURGLARY					
FORCIBLE ENTRY	14		14	3	
UNLAWFUL ENTRY - NO FORCE	18	1	17	3	1
ATTEMPTED FORCIBLE ENTRY					
TOTAL	32	1	31	6	1
LARCENY-THEFT					
THEFT (EX MOTOR VEHICLE)	315	31	284	68	12
TOTAL	315	31	284	68	12
MOTOR VEHICLE THEFT					
AUTOS	7		7	2	1
TRUCKS AND BUSES	1		1		
OTHER VEHICLES					
TOTAL	8		8	2	1
<b>GRAND TOTAL</b>	<b>384</b>	<b>32</b>	<b>352</b>	<b>91</b>	<b>15</b>

PROPERTY STOLEN BY CLASSIFICATION

CLASSIFICATION OF OFFENSES	NUMBER ACTUAL OFFENSES	VALUE OF PROPERTY STOLEN	
MURDER/NONNEG MANSLAUGHTER			
FORCIBLE RAPE	9		
ROBBERY			
HIGHWAY (STREET, ALLEYS, ETC.)			
COMMERCIAL HOUSE			
GAS OR SERVICE STATION			
CONVENIENCE STORE			
RESIDENCE	1	\$ 34	
BANK			
MISCELLANEOUS	3	\$ 85	
TOTAL ROBBERY	4	\$ 119	
BURGLARY			
RESIDENCE (DWELLING)			
NIGHT (6PM-6AM)	9	\$ 3,410	
DAY (6AM-6PM)	6	\$ 3,780	
UNKNOWN	3	\$ 10,269	
NON-RESIDENCE (STORE ETC.)			
NIGHT (6PM-6AM)	12	\$ 12,476	
DAY (6AM-6PM)			
UNKNOWN	1		
TOTAL BURGLARY	31	\$ 29,935	
LARCENY-THEFT			
\$200 AND OVER	129	\$ 151,295	
\$50 TO \$200	72	\$ 8,203	
UNDER \$50	83	\$ 1,413	
TOTAL	284	\$ 160,911	
6X. NATURE OF LARCENIES UNDER ITEM 6			
POCKET-PICKING		13	\$ 1,214
PURSE-SNATCHING			
SHOPLIFTING		48	\$ 4,382
FROM MOTOR VEHICLE		45	\$ 35,622
MOTOR VEHICLE PARTS & ACCESSORIES		11	\$ 2,490
BICYCLES		10	\$ 2,440
FROM BUILDING(EX C&H)		93	\$ 84,751
FROM COIN-OP MACHINES		1	\$ 400
ALL OTHER		63	\$ 29,612
TOTAL LARCENY		284	\$ 160,911
MOTOR VEHICLE THEFT	8	\$ 138,300	
STOLEN & RECOVERED LOCALLY	6		
STOLEN LOCALLY & RECOVERED OTHER			
TOTAL STOLEN OTHER & RECOVERED LOCAL	6		
STOLEN IN OTHER JURIS & RECOVERED LOCALLY			
TOTAL MOTOR VEHICLE THEFT	8	\$ 138,300	
<b>GRAND TOTAL</b>	<b>336</b>	<b>\$ 329,265</b>	

## PROPERTY BY TYPE AND VALUE

Type of Property (1)	Monetary Value of Property Stolen in Your Jurisdiction	
	STOLEN (2)	RECOVERED (3)
CURRENCY, NOTES, ETC.	\$ 12,904	\$ 28
JEWELRY & PRECIOUS METALS	\$ 19,648	\$ 4,111
CLOTHING AND FURS	\$ 7,286	\$ 1,577
LOCALLY STOLEN MOTOR VEHICLE	\$ 138,300	\$ 108,300
OFFICE EQUIPMENT	\$ 16,447	\$ 1,187
TV, RADIOS, CAMERAS, ETC.	\$ 28,441	\$ 10,503
FIREARMS	\$ 7,373	\$ 1,494
HOUSEHOLD GOODS	\$ 2,441	\$ 127
CONSUMABLE GOODS	\$ 3,953	\$ 1,125
LIVESTOCK		
MISCELLANEOUS	\$ 92,472	\$ 6,945
<b>GRAND TOTAL</b>	<b>\$ 329,265</b>	<b>\$ 135,397</b>



AGE, SEX AND RACE OF PERSONS ARRESTED  
18 Years of age and over

CLASSIFICATIONS OF OFFENSES	UCR	SEX	AGE																TOT	RACE						
			18	19	20	21	22	23	24	25 29	30 34	35 39	40 44	45 49	50 54	55 59	60 64	65 OV		WHT	BLK	IND	ASN			
MURDER/NONNEG MANSLAUGHTER	01A	M																								
		F																								
MANSLAUGHTER BY NEGLIGENCE	01B	M																								
		F																								
RAPE BY FORCE	02	M										1								1	1					
		F																								
ROBBERY	03	M					1							1						2	1		1			
		F																								
AGGRAVATED ASSAULT	04	M				1	1		1	2	2	1			1				9	5		3	1			
		F			1			1		2										4	3		1			
BURGLARY	05	M							2		2								4	3		1				
		F													1				1	1						
LARCENY	06	M	3	4	3	1	1	2	4	4	2			2	3		1	1	31	18		11	2			
		F		1	1		1	1		7	1	4	1	1	1				19	13		6				
MOTOR VEHICLE THEFT	07	M				1													1			1				
		F		1																1			1			
OTHER ASSAULTS	08	M	1			6	3	2	2	8	7	6	6	7	5	1	2		56	31	2	20	3			
		F	2			1	1	1	2	6	1	2	4	1	1	1			23	11		12				
ARSON	09	M				1													1			1				
		F																								
FORGERY	10	M																								
		F																								
FRAUD	11	M																								
		F							1										1	1						
EMBEZZLEMENT	12	M																								
		F																								
STOLEN PROPERTY	13	M																								
		F									1								1	1						
VANDALISM	14	M		1	1					3	2			1					8	6		2				
		F						2		2			1						5	3		2				
WEAPONS	15	M										1	1					1	3	2	1					
		F																								
PROSTITUTION	16	M																								
		F																								

AGE, SEX AND RACE OF PERSONS ARRESTED  
18 Years of age and over

CLASSIFICATIONS OF OFFENSES	UCR	SEX	AGE																TOT	RACE			
			18	19	20	21	22	23	24	25 29	30 34	35 39	40 44	45 49	50 54	55 59	60 64	65 OV		WHT	BLK	IND	ASN
SEX OFFENSES	17	M					1				1			1	1			4	2		2		
		F																					
DRUG/SALE/MAN	180	M				1			2	2	4	4	1	4	2		1	21	16		3	2	
		F	1	1	1	1		1			1		1	1	1			9	5		4		
NARCOTICS	180a	M				1			2	2	1		1					7	5		2		
		F		1		1												2	1		1		
MARIJUANA	180b	M									1	1						2	2				
		F	1		1													2	1		1		
SYNTHETIC NARC	180c	M									2	3		4	2		1	12	9		1	2	
		F						1			1		1	1	1			5	3		2		
OTHER/NON-NARC	180d	M																					
		F																					
DRUG/POSSESION	185	M	3	1	1				2	5	1			2	2			17	15		1	1	
		F							1	1	1			1	2			6	4		2		
NARCOTICS	185e	M								1								1	1				
		F																					
MARIJUANA	185f	M	3	1	1				1	2				2	2			12	12				
		F							1	1	1				1			4	2		2		
SYNTHETIC NARC	185g	M						1	2	1								4	2		1	1	
		F												1	1			2	2				
OTHER/NON-NARC	185h	M																					
		F																					
GAMBLING	19	M																					
		F																					
BOOKMAKING	19a	M																					
		F																					
NUMBERS	19b	M																					
		F																					
OTHER GAMBLING	19c	M																					
		F																					
FAMILY/CHILD	20	M									1							1	1				
		F																					
DRIVING INFLUENCE	21	M	1	3	2	1	4	1		8	5	4	3	3	6	1	2	1	45	34	1	9	1
		F		2		1				3	3	1			2				12	11		1	

AGE, SEX AND RACE OF PERSONS ARRESTED  
18 Years of age and over

CLASSIFICATIONS OF OFFENSES	UCR	SEX	AGE																	TOT	RACE			
			18	19	20	21	22	23	24	25 29	30 34	35 39	40 44	45 49	50 54	55 59	60 64	65 OV	WHT		BLK	IND	ASN	
LIQUOR LAWS	22	M	2	2	1	1		1		9	2	2	1						21	12	1	8		
		F		2	1				1	2		2							8	3		5		
DRUNKENNESS	23	M																						
		F																						
DISORDERLY CONDUCT	24	M		1	1	1		1		3	1	5	6	2	6	5	1	3	36	18	1	17		
		F				2	2	1	1			1	4	1	2				14	8		6		
VAGRANCY	25	M																						
		F																						
ALL OTHER	26	M	3	1	3	2	6	6		14	18	15	18	17	13	4	3	4	127	67	3	54	3	
		F	1		1	7		3	1	15	3	6	8	6	3	1			55	31	1	23		
SUSPICION	27	M																						
		F																						
CURFEW	28	M																						
		F																						
TOTAL BY SEX		M	13	13	12	16	16	14	11	60	46	41	36	40	39	11	11	9	388	232	9	134	13	
		F	4	7	5	12	4	10	7	38	11	16	19	11	13	2			159	95	1	63		
GRAND TOTAL			17	20	17	28	20	24	18	98	57	57	55	51	52	13	11	9	547	327	10	197	13	

AGE, SEX AND RACE OF PERSONS ARRESTED  
under 18 Years of age

CLASSIFICATIONS OF OFFENSES	UCR	SEX	AGE					TOT	RACE				
			Under 10	10-12	13-14	15	16		17	WHT	BLK	IND	ASN
MURDER/NONNEG MANSLAUGHTER	01A	M											
		F											
MANSLAUGHTER BY NEGLIGENCE	01B	M											
		F											
RAPE BY FORCE	02	M				1		1	1				
		F											
ROBBERY	03	M											
		F											
AGGRAVATED ASSAULT	04	M											
		F											
BURGLARY	05	M											
		F						1	1	1			
LARCENY	06	M			5	2	2	1	10	5	1	4	
		F			3	1	3	1	8	7		1	
MOTOR VEHICLE THEFT	07	M				1		1	2	2			
		F											
OTHER ASSAULTS	08	M		1	1	1	1	1	5	3		2	
		F					1		1	1			
ARSON	09	M											
		F											
FORGERY	10	M											
		F											
FRAUD	11	M											
		F											
EMBEZZLEMENT	12	M											
		F											
STOLEN PROPERTY	13	M											
		F											
VANDALISM	14	M				2	3	1	6	2		4	
		F			2				2	1		1	
WEAPONS	15	M											
		F											
PROSTITUTION	16	M											
		F											

AGE, SEX AND RACE OF PERSONS ARRESTED  
under 18 Years of age

CLASSIFICATIONS OF OFFENSES	UCR	SEX	AGE					TOT	RACE				
			Under 10	10-12	13-14	15	16		17	WHT	BLK	IND	ASN
SEX OFFENSES	17	M			1				1	1			
		F											
<b>DRUG/SALE/MAN</b>	180	M					1	1	2	2			
		F											
NARCOTICS	180a	M					1	1	2	2			
		F											
MARIJUANA	180b	M											
		F											
SYNTHETIC NARC	180c	M											
		F											
OTHER/NON-NARC	180d	M											
		F											
<b>DRUG/POSSESSION</b>	185	M				1	1	4	6	4	1	1	
		F			2	2			4	3		1	
NARCOTICS	185e	M											
		F											
MARIJUANA	185f	M				1	1	4	6	4	1	1	
		F			1	2			3	2		1	
SYNTHETIC NARC	185g	M											
		F											
OTHER/NON-NARC	185h	M											
		F			1				1	1			
<b>GAMBLING</b>	19	M											
		F											
BOOKMAKING	19a	M											
		F											
NUMBERS	19b	M											
		F											
OTHER GAMBLING	19c	M											
		F											
FAMILY/CHILD	20	M											
		F											
DRIVING INFLUENCE	21	M											
		F											

AGE, SEX AND RACE OF PERSONS ARRESTED  
under 18 Years of age

CLASSIFICATIONS OF OFFENSES	UCR	SEX	AGE					TOT	RACE				
			Under 10	10-12	13-14	15	16		17	WHT	BLK	IND	ASN
LIQUOR LAWS	22	M											
		F											
DRUNKENNESS	23	M											
		F											
DISORDERLY CONDUCT	24	M				2			2	1		1	
		F											
VAGRANCY	25	M											
		F											
ALL OTHER	26	M				1	1	4	6	3		3	
		F			3			1	4	3		1	
SUSPICION	27	M											
		F											
CURFEW	28	M											
		F											
RUN-AWAYS	29	M											
		F											
TOTAL BY SEX		M		1	7	11	9	13	41	24	2	15	
		F			10	3	4	3	20	16		4	
<b>GRAND TOTAL</b>				1	17	14	13	16	61	40	2	19	

ARSON OFFENSES KNOWN TO LAW ENFORCEMENT

1 Property Classification	2 Offenses Reported or Known to Police (Include Unfounded and attempts)	3 Unfounded, i.e. False or Baseless Complaints	4 Number of Actual Offenses (Column 2 Minus Column 3) (Include Attempts)	5 Total Offenses Cleared by Arrest or Exceptional Means (Include Column 6)	6 Number of Clearances Involving Only Persons Under 18 Years of Age	7 Offenses Where Structures Uninhabited, Abandoned, or not Normally in Use	8 Estimated Value of Property Damage
STRUCTURAL							
A. Single Occupancy Residential: Houses, Townhouses, Duplexes, etc.							
B. Other Residential: Apartments, Tenements, Flats, Hotels, Motels, Inns, Dormitories, Boarding Houses, etc.							
C. Storage: Barns, Garages, Warehouses, etc.							
D. Industrial/Manufacturing:							
E. Other Commercial: Stores, Restaurants, Offices, etc.							
F. Community/Public: Churches, Jails, Schools, Colleges, Hospitals, etc.							
G. All Other Structure: Out Buildings, Monuments, Buildings Under Constructions, etc.							
TOTAL							
MOBILE							
H. Motor Vehicles: Automobiles, Trucks, Buses, Motorcycles, etc. UCR Definition	1		1	1			\$500
I. Other Mobile Property: Trailers, Recreational Vehicles, Airplanes, Boats, etc.							
TOTAL	1		1	1			\$500
OTHER							
J. TOTAL OTHER Crops, Timber, Fences, Signs, etc.							
TOTAL							
<b>GRAND TOTAL</b>	<b>1</b>		<b>1</b>	<b>1</b>			<b>\$500</b>

LAW ENFORCEMENT OFFICERS KILLED OR ASSAULTED

Type of Activity	Total assaults by weapon	Type of Weapon				Type of Assignment						Officer assaults cleared	
		Firearm	Knife or other cutting instrument	Other dangerous weapon	Hands, fists, feet, etc.	Two-officer vehicle	One-officer vehicle		Detective or special assgn.		Other		
							Alone	Asst	Alone	Ast	Alone		Asst
A	B	C	D	E	F	G	H	I	J	K	L	M	
1. Responding to disturbance calls (family quarrels, person with firearm, etc.)													
2. Burglaries in progress or pursuing burglary suspects													
3. Robberies in progress or pursuing robbery suspects													
4. Attempting other arrests													
5. Civil disorder (riot, mass disobedience, etc.)													
6. Handling, transporting, custody of prisoners													
7. Investigating suspicious persons or circumstances													
8. Ambush – no warning													
9. Mentally deranged													
10. Traffic pursuits and stops													
11. All other													
<b>12. TOTAL (1-11)</b>													
13. Number with person injury													
14. Number without personal injury													

15. TIME OF ASSAULTS	12 AM	2 AM	4 AM	6 AM	8 AM	10 AM	NOON	2 PM	4 PM	6 PM	8 PM	10 PM	UNK



OFFENSES KNOWN TO LAW ENFORCEMENT

(1) Classification of Offense	(2) Offenses Reported	(3) Unfounded Offenses	(4) Actual Offenses	(5) Offenses Cleared	(6) Juveniles Only
CRIMINAL HOMICIDE					
MURDER/NONNEG MANSLAUGHTER					
MANSLAUGHTER BY NEGLIGENCE					
TOTAL					
FORCIBLE RAPE					
RAPE BY FORCE	7		7		
ATTEMPTED FORCIBLE RAPE	1		1		
TOTAL	8		8		
ROBBERY					
FIREARM	2		2		
KNIFE/CUTTING INSTRUMENT	2		2		
OTHER DANGEROUS WEAPON					
STRONG-ARM (HANDS, FISTS)	6		6	6	
TOTAL	10		10	6	
ASSAULT					
FIREARM	5		5	4	
KNIFE OR CUTTING INSTRUMENT	20		20	10	1
OTHER DANGEROUS WEAPON					
HANDS, FIST, FEET, AGGRAVATED	82	4	78	28	
OTHER ASSAULTS - SIMPLE	72	3	69	16	
TOTAL	179	7	172	58	1
BURGLARY					
FORCIBLE ENTRY	16	1	15	3	1
UNLAWFUL ENTRY - NO FORCE	2		2		
ATTEMPTED FORCIBLE ENTRY	6		6	1	
TOTAL	24	1	23	4	1
LARCENY-THEFT					
THEFT (EX MOTOR VEHICLE)	201	1	200	28	1
TOTAL	201	1	200	28	1
MOTOR VEHICLE THEFT					
AUTOS	31		31	3	
TRUCKS AND BUSES					
OTHER VEHICLES					
TOTAL	31		31	3	
<b>GRAND TOTAL</b>	<b>453</b>	<b>9</b>	<b>444</b>	<b>99</b>	<b>3</b>

PROPERTY STOLEN BY CLASSIFICATION

CLASSIFICATION OF OFFENSES	NUMBER ACTUAL OFFENSES	VALUE OF PROPERTY STOLEN
MURDER/NONNEG MANSLAUGHTER		
FORCIBLE RAPE	8	
ROBBERY		
HIGHWAY (STREET, ALLEYS, ETC.)		
COMMERCIAL HOUSE	3	
GAS OR SERVICE STATION		
CONVENIENCE STORE		
RESIDENCE	6	
BANK		
MISCELLANEOUS	1	
TOTAL ROBBERY	10	
BURGLARY		
RESIDENCE (DWELLING)		
NIGHT (6PM-6AM)	7	
DAY (6AM-6PM)	8	
UNKNOWN		
NON-RESIDENCE (STORE ETC.)		
NIGHT (6PM-6AM)	2	
DAY (6AM-6PM)	6	\$ 200
UNKNOWN		
TOTAL BURGLARY	23	\$ 200
LARCENY-THEFT		
\$200 AND OVER	23	\$ 20,007
\$50 TO \$200	9	\$ 1,104
UNDER \$50	168	\$ 166
TOTAL	200	\$ 21,277
6X. NATURE OF LARCENIES UNDER ITEM 6		
POCKET-PICKING	1	
PURSE-SNATCHING		
SHOPLIFTING	23	\$ 360
FROM MOTOR VEHICLE	34	\$ 2,581
MOTOR VEHICLE PARTS & ACCESSORIES	3	
BICYCLES	9	\$ 765
FROM BUILDING(EX C&H)	27	\$ 3,718
FROM COIN-OP MACHINES		
ALL OTHER	103	\$ 13,853
TOTAL LARCENY	200	\$ 21,277
MOTOR VEHICLE THEFT	28	\$ 20,334
STOLEN & RECOVERED LOCALLY	3	
STOLEN LOCALLY & RECOVERED OTHER		
TOTAL STOLEN OTHER & RECOVERED LOCAL	3	
STOLEN IN OTHER JURIS & RECOVERED LOCALLY		
TOTAL MOTOR VEHICLE THEFT	28	\$ 20,334
<b>GRAND TOTAL</b>	<b>269</b>	<b>\$ 41,811</b>

PROPERTY BY TYPE AND VALUE

Type of Property (1)	Monetary Value of Property Stolen in Your Jurisdiction	
	STOLEN (2)	RECOVERED (3)
CURRENCY, NOTES, ETC.	\$ 1,809	
JEWELRY & PRECIOUS METALS	\$ 1,250	\$ 1,700
CLOTHING AND FURS	\$ 200	
LOCALLY STOLEN MOTOR VEHICLE	\$ 20,199	\$ 9,999
OFFICE EQUIPMENT	\$ 2,400	
TV, RADIOS, CAMERAS, ETC.	\$ 2,418	\$ 200
FIREARMS	\$ 3,919	
HOUSEHOLD GOODS	\$ 620	
CONSUMABLE GOODS	\$ 391	\$ 20
LIVESTOCK		
MISCELLANEOUS	\$ 8,605	\$ 360
<b>GRAND TOTAL</b>	<b>\$ 41,811</b>	<b>\$ 12,279</b>

AGE, SEX AND RACE OF PERSONS ARRESTED  
18 Years of age and over

CLASSIFICATIONS OF OFFENSES	UCR	SEX	AGE																TOT	RACE					
			18	19	20	21	22	23	24	25 29	30 34	35 39	40 44	45 49	50 54	55 59	60 64	65 OV		WHT	BLK	IND	ASN		
MURDER/NONNEG MANSLAUGHTER	01A	M																							
		F																							
MANSLAUGHTER BY NEGLIGENCE	01B	M																							
		F																							
RAPE BY FORCE	02	M								1											1	1			
		F																							
ROBBERY	03	M					1			1		1									3	3			
		F			1	1				1												3	2		1
AGGRAVATED ASSAULT	04	M		1		1			1	10	8	1	1	1	2	4		1			31	18	2	5	6
		F			1	1	1					2		1	2							8	4		4
BURGLARY	05	M								1											1	1			
		F																							
LARCENY	06	M			2	2			3		8	5	1	1	1	2					26	19		3	4
		F			1			1					3		1	2						8	4		4
MOTOR VEHICLE THEFT	07	M				1							1								2	2			
		F																							
OTHER ASSAULTS	08	M	2	2		1			1	1	1	4	2	1	1						15	11		2	2
		F																							
ARSON	09	M																							
		F																							
FORGERY	10	M										2									2	2			
		F																							
FRAUD	11	M	1																		1	1			
		F									1											1	1		
EMBEZZLEMENT	12	M							1												1	1			
		F																							
STOLEN PROPERTY	13	M																							
		F																							
VANDALISM	14	M	2		1	1	2	1		2	3					1					13	9		2	2
		F			1							1										2	2		
WEAPONS	15	M			1	1				2	1										5	4		1	
		F																							
PROSTITUTION	16	M																							
		F																							

AGE, SEX AND RACE OF PERSONS ARRESTED  
18 Years of age and over

CLASSIFICATIONS OF OFFENSES	UCR	SEX	AGE																TOT	RACE			
			18	19	20	21	22	23	24	25 29	30 34	35 39	40 44	45 49	50 54	55 59	60 64	65 OV		WHT	BLK	IND	ASN
SEX OFFENSES	17	M												2					2	1		1	
		F																					
DRUG/SALE/MAN	180	M								5	1	1		1					8	5		1	2
		F								2		1		2					5	5			
NARCOTICS	180a	M								1				1					2				2
		F												2					2	2			
MARIJUANA	180b	M								1									1	1			
		F								2									2	2			
SYNTHETIC NARC	180c	M								3	1	1							5	4		1	
		F										1							1	1			
OTHER/NON-NARC	180d	M																					
		F																					
DRUG/POSSESION	185	M				1				1	3	2							7	5		1	1
		F	1																1			1	
NARCOTICS	185e	M																					
		F																					
MARIJUANA	185f	M				1				1	1								3	2			1
		F	1																1			1	
SYNTHETIC NARC	185g	M									2	1							3	2		1	
		F																					
OTHER/NON-NARC	185h	M										1							1	1			
		F																					
GAMBLING	19	M																					
		F																					
BOOKMAKING	19a	M																					
		F																					
NUMBERS	19b	M																					
		F																					
OTHER GAMBLING	19c	M																					
		F																					
FAMILY/CHILD	20	M																					
		F																					
DRIVING INFLUENCE	21	M		1		1	1	1	3	4	5				6	6			28	24		2	2
		F	1	1				1		1	2			2	1				9	7		2	

AGE, SEX AND RACE OF PERSONS ARRESTED  
18 Years of age and over

CLASSIFICATIONS OF OFFENSES	UCR	SEX	AGE																TOT	RACE			
			18	19	20	21	22	23	24	25 29	30 34	35 39	40 44	45 49	50 54	55 59	60 64	65 OV		WHT	BLK	IND	ASN
LIQUOR LAWS	22	M	4	2	2			1		1	1	2	7	5	6	5	1		37	27	1	8	1
		F			1						1			1		1			4	1		2	1
DRUNKENNESS	23	M																					
		F																					
DISORDERLY CONDUCT	24	M				1				2	2			1					6	1	1	2	2
		F											1						1				1
VAGRANCY	25	M																					
		F																					
ALL OTHER	26	M	10	11	7	22	21	7	10	50	38	29	28	23	28	17	6	8	315	220	13	34	48
		F	7	3	6	6	7	2	4	23	27	11	10	11	6	4		1	128	85		28	15
SUSPICION	27	M																					
		F																					
CURFEW	28	M																					
		F																					
TOTAL BY SEX		M	19	17	13	32	25	15	15	92	71	39	38	34	43	35	7	9	504	355	17	62	70
		F	9	4	11	8	9	3	4	28	36	12	13	20	7	5		1	170	111		42	17
<b>GRAND TOTAL</b>			<b>28</b>	<b>21</b>	<b>24</b>	<b>40</b>	<b>34</b>	<b>18</b>	<b>19</b>	<b>120</b>	<b>107</b>	<b>51</b>	<b>51</b>	<b>54</b>	<b>50</b>	<b>40</b>	<b>7</b>	<b>10</b>	<b>674</b>	<b>466</b>	<b>17</b>	<b>104</b>	<b>87</b>

AGE, SEX AND RACE OF PERSONS ARRESTED  
under 18 Years of age

CLASSIFICATIONS OF OFFENSES	UCR	SEX	AGE					TOT	RACE				
			Under 10	10-12	13-14	15	16		17	WHT	BLK	IND	ASN
MURDER/NONNEG MANSLAUGHTER	01A	M											
		F											
MANSLAUGHTER BY NEGLIGENCE	01B	M											
		F											
RAPE BY FORCE	02	M				1		1				1	
		F											
ROBBERY	03	M											
		F											
AGGRAVATED ASSAULT	04	M			1			1					1
		F											
BURGLARY	05	M						1	1	1			
		F											
LARCENY	06	M											
		F		1					1	1			
MOTOR VEHICLE THEFT	07	M											
		F											
OTHER ASSAULTS	08	M				1		1	1				
		F											
ARSON	09	M											
		F											
FORGERY	10	M											
		F											
FRAUD	11	M											
		F											
EMBEZZLEMENT	12	M											
		F											
STOLEN PROPERTY	13	M											
		F											
VANDALISM	14	M											
		F											
WEAPONS	15	M											
		F											
PROSTITUTION	16	M											
		F											

AGE, SEX AND RACE OF PERSONS ARRESTED  
under 18 Years of age

CLASSIFICATIONS OF OFFENSES	UCR	SEX	AGE						TOT	RACE			
			Under 10	10-12	13-14	15	16	17		WHT	BLK	IND	ASN
SEX OFFENSES	17	M											
		F											
<b>DRUG/SALE/MAN</b>	180	M											
		F		1					1	1			
NARCOTICS	180a	M											
		F		1					1	1			
MARIJUANA	180b	M											
		F											
SYNTHETIC NARC	180c	M											
		F											
OTHER/NON-NARC	180d	M											
		F											
<b>DRUG/POSSESSION</b>	185	M					3	1	4	4			
		F											
NARCOTICS	185e	M											
		F											
MARIJUANA	185f	M					3	1	4	4			
		F											
SYNTHETIC NARC	185g	M											
		F											
OTHER/NON-NARC	185h	M											
		F											
<b>GAMBLING</b>	19	M											
		F											
BOOKMAKING	19a	M											
		F											
NUMBERS	19b	M											
		F											
OTHER GAMBLING	19c	M											
		F											
FAMILY/CHILD	20	M											
		F											
DRIVING INFLUENCE	21	M						1	1	1			
		F											



AGE, SEX AND RACE OF PERSONS ARRESTED  
under 18 Years of age

CLASSIFICATIONS OF OFFENSES	UCR	SEX	AGE						TOT	RACE			
			Under 10	10-12	13-14	15	16	17		WHT	BLK	IND	ASN
LIQUOR LAWS	22	M			1	1	2	4	8	7		1	
		F											
DRUNKENNESS	23	M											
		F											
DISORDERLY CONDUCT	24	M											
		F											
VAGRANCY	25	M											
		F											
ALL OTHER	26	M					2	4	6	4		1	1
		F					1	2	3	2		1	
SUSPICION	27	M											
		F											
CURFEW	28	M											
		F											
RUN-AWAYS	29	M											
		F											
TOTAL BY SEX		M			2	3	7	11	23	18		3	2
		F		2			1	2	5	4		1	
<b>GRAND TOTAL</b>				2	2	3	8	13	28	22		4	2

ARSON OFFENSES KNOWN TO LAW ENFORCEMENT

1 Property Classification	2 Offenses Reported or Known to Police (Include Unfounded and attempts)	3 Unfounded, i.e. False or Baseless Complaints	4 Number of Actual Offenses (Column 2 Minus Column 3) (Include Attempts)	5 Total Offenses Cleared by Arrest or Exceptional Means (Include Column 6)	6 Number of Clearances Involving Only Persons Under 18 Years of Age	7 Offenses Where Structures Uninhabited, Abandoned, or not Normally in Use	8 Estimated Value of Property Damage
STRUCTURAL							
A. Single Occupancy Residential: Houses, Townhouses, Duplexes, etc.	3		3			3	
B. Other Residential: Apartments, Tenements, Flats, Hotels, Motels, Inns, Dormitories, Boarding Houses, etc.							
C. Storage: Barns, Garages, Warehouses, etc.							
D. Industrial/Manufacturing:							
E. Other Commercial: Stores, Restaurants, Offices, etc.							
F. Community/Public: Churches, Jails, Schools, Colleges, Hospitals, etc.							
G. All Other Structure: Out Buildings, Monuments, Buildings Under Constructions, etc.							
TOTAL	3		3			3	
MOBILE							
H. Motor Vehicles: Automobiles, Trucks, Buses, Motorcycles, etc. UCR Definition							
I. Other Mobile Property: Trailers, Recreational Vehicles, Airplanes, Boats, etc.							
TOTAL							
OTHER							
J. TOTAL OTHER Crops, Timber, Fences, Signs, etc.							
TOTAL							
<b>GRAND TOTAL</b>	<b>3</b>		<b>3</b>			<b>3</b>	

LAW ENFORCEMENT OFFICERS KILLED OR ASSAULTED

Type of Activity	Total assaults by weapon	Type of Weapon				Type of Assignment						Officer assaults cleared	
		Firearm	Knife or other cutting instrument	Other dangerous weapon	Hands, fists, feet, etc.	Two-officer vehicle	One-officer vehicle		Detective or special assgn.		Other		
							Alone	Asst	Alone	Ast	Alone		Asst
A	B	C	D	E	F	G	H	I	J	K	L	M	
1. Responding to disturbance calls (family quarrels, person with firearm, etc.)													
2. Burglaries in progress or pursuing burglary suspects													
3. Robberies in progress or pursuing robbery suspects													
4. Attempting other arrests													
5. Civil disorder (riot, mass disobedience, etc.)													
6. Handling, transporting, custody of prisoners													
7. Investigating suspicious persons or circumstances	2				2		2						2
8. Ambush – no warning													
9. Mentally deranged													
10. Traffic pursuits and stops													
11. All other													
<b>12. TOTAL (1-11)</b>	<b>2</b>				<b>2</b>		<b>2</b>						<b>2</b>
13. Number with person injury													
14. Number without personal injury	2				2								

15. TIME OF ASSAULTS	12 AM	2 AM	4 AM	6 AM	8 AM	10 AM	NOON	2 PM	4 PM	6 PM	8 PM	10 PM	UNK
											2		

OFFENSES KNOWN TO LAW ENFORCEMENT

(1) Classification of Offense	(2) Offenses Reported	(3) Unfounded Offenses	(4) Actual Offenses	(5) Offenses Cleared	(6) Juveniles Only
CRIMINAL HOMICIDE					
MURDER/NONNEG MANSLAUGHTER					
MANSLAUGHTER BY NEGLIGENCE					
TOTAL					
FORCIBLE RAPE					
RAPE BY FORCE	39	19	20	9	
ATTEMPTED FORCIBLE RAPE	4	1	3	3	
TOTAL	43	20	23	12	
ROBBERY					
FIREARM					
KNIFE/CUTTING INSTRUMENT					
OTHER DANGEROUS WEAPON	2		2	2	
STRONG-ARM (HANDS, FISTS)	13	3	10	5	
TOTAL	15	3	12	7	
ASSAULT					
FIREARM	2		2	2	
KNIFE OR CUTTING INSTRUMENT	18	5	13	10	
OTHER DANGEROUS WEAPON	22	6	16	14	1
HANDS, FIST, FEET, AGGRAVATED	10	2	8	6	
OTHER ASSAULTS - SIMPLE	321	137	184	161	3
TOTAL	373	150	223	193	4
BURGLARY					
FORCIBLE ENTRY	53	16	37	13	3
UNLAWFUL ENTRY - NO FORCE	5	2	3		
ATTEMPTED FORCIBLE ENTRY	2	1	1		
TOTAL	60	19	41	13	3
LARCENY-THEFT					
THEFT (EX MOTOR VEHICLE)	158	31	127	43	7
TOTAL	158	31	127	43	7
MOTOR VEHICLE THEFT					
AUTOS	16	3	13	6	2
TRUCKS AND BUSES	2	1	1		
OTHER VEHICLES	30	3	27	10	1
TOTAL	48	7	41	16	3
<b>GRAND TOTAL</b>	<b>697</b>	<b>230</b>	<b>467</b>	<b>284</b>	<b>17</b>

PROPERTY STOLEN BY CLASSIFICATION

CLASSIFICATION OF OFFENSES	NUMBER ACTUAL OFFENSES	VALUE OF PROPERTY STOLEN	
MURDER/NONNEG MANSLAUGHTER			
FORCIBLE RAPE	23		
ROBBERY			
HIGHWAY (STREET, ALLEYS, ETC.)	10	\$ 3,593	
COMMERCIAL HOUSE			
GAS OR SERVICE STATION			
CONVENIENCE STORE			
RESIDENCE	2	\$ 40	
BANK			
MISCELLANEOUS			
TOTAL ROBBERY	12	\$ 3,633	
BURGLARY			
RESIDENCE (DWELLING)			
NIGHT (6PM-6AM)	20	\$ 7,310	
DAY (6AM-6PM)	5	\$ 1,435	
UNKNOWN	3	\$ 3,130	
NON-RESIDENCE (STORE ETC.)			
NIGHT (6PM-6AM)	16	\$ 54,449	
DAY (6AM-6PM)			
UNKNOWN	2	\$ 300	
TOTAL BURGLARY	46	\$ 66,624	
LARCENY-THEFT			
\$200 AND OVER	74	\$ 159,322	
\$50 TO \$200	36	\$ 3,685	
UNDER \$50	16	\$ 266	
TOTAL	126	\$ 163,273	
6X. NATURE OF LARCENIES UNDER ITEM 6			
POCKET-PICKING		9	\$ 6,586
PURSE-SNATCHING			
SHOPLIFTING		3	\$ 1,531
FROM MOTOR VEHICLE		8	\$ 4,254
MOTOR VEHICLE PARTS & ACCESSORIES		2	\$ 2,250
BICYCLES		21	\$ 6,930
FROM BUILDING(EX C&H)		69	\$ 39,233
FROM COIN-OP MACHINES			
ALL OTHER		14	\$ 102,489
TOTAL LARCENY		126	\$ 163,273
MOTOR VEHICLE THEFT	38	\$ 236,300	
STOLEN & RECOVERED LOCALLY	32		
STOLEN LOCALLY & RECOVERED OTHER	1		
TOTAL STOLEN OTHER & RECOVERED LOCAL	33		
STOLEN IN OTHER JURIS & RECOVERED LOCALLY			
TOTAL MOTOR VEHICLE THEFT	38	\$ 236,300	
<b>GRAND TOTAL</b>	<b>245</b>	<b>\$ 469,830</b>	

## PROPERTY BY TYPE AND VALUE

Type of Property (1)	Monetary Value of Property Stolen in Your Jurisdiction	
	STOLEN (2)	RECOVERED (3)
CURRENCY, NOTES, ETC.	\$ 127,634	\$ 15,785
JEWELRY & PRECIOUS METALS	\$ 1,000	\$ 262
CLOTHING AND FURS	\$ 1,450	\$ 930
LOCALLY STOLEN MOTOR VEHICLE	\$ 258,200	\$ 237,200
OFFICE EQUIPMENT	\$ 13,900	\$ 1,200
TV, RADIOS, CAMERAS, ETC.	\$ 1,450	\$ 450
FIREARMS	\$ 5,500	\$ 500
HOUSEHOLD GOODS	\$ 2,230	\$ 1,920
CONSUMABLE GOODS	\$ 5,349	\$ 193
LIVESTOCK		
MISCELLANEOUS	\$ 75,218	\$ 24,666
<b>GRAND TOTAL</b>	<b>\$ 491,931</b>	<b>\$ 283,106</b>

AGE, SEX AND RACE OF PERSONS ARRESTED  
18 Years of age and over

CLASSIFICATIONS OF OFFENSES	UCR	SEX	AGE																TOT	RACE							
			18	19	20	21	22	23	24	25 29	30 34	35 39	40 44	45 49	50 54	55 59	60 64	65 OV		WHT	BLK	IND	ASN				
MURDER/NONNEG MANSLAUGHTER	01A	M																									
		F																									
MANSLAUGHTER BY NEGLIGENCE	01B	M																									
		F																									
RAPE BY FORCE	02	M							1	1											2				2		
		F																									
ROBBERY	03	M			1	1	1			1		1									5				5		
		F		1																	1				1		
AGGRAVATED ASSAULT	04	M		1		2	2	1		4	4		1	3		1				19	2			17			
		F					2	1		1	1		3				1	1		10				9	1		
BURGLARY	05	M		1			4	1	3											9				9			
		F																									
LARCENY	06	M						1	1	1			1	2						6	1			5			
		F		1						1	2									4				4			
MOTOR VEHICLE THEFT	07	M					1			2										3				3			
		F																									
OTHER ASSAULTS	08	M		1	3	1	9	4	5	16	12	6	5	9	5	1	1			78	1			77			
		F	1			2	1	3	3	7	2	2	2			1				24				24			
ARSON	09	M																									
		F																									
FORGERY	10	M																									
		F																									
FRAUD	11	M																									
		F																									
EMBEZZLEMENT	12	M																									
		F																									
STOLEN PROPERTY	13	M																									
		F																									
VANDALISM	14	M	1		1	1	2		3	2	1	2			1					14	1			13			
		F			1					2				1		1				5				5			
WEAPONS	15	M																									
		F																									
PROSTITUTION	16	M																									
		F																									

AGE, SEX AND RACE OF PERSONS ARRESTED  
18 Years of age and over

CLASSIFICATIONS OF OFFENSES	UCR	SEX	AGE																	TOT	RACE			
			18	19	20	21	22	23	24	25-29	30-34	35-39	40-44	45-49	50-54	55-59	60-64	65 OV	WHT		BLK	IND	ASN	
SEX OFFENSES	17	M			1				1			1							3				3	
		F																						
DRUG/SALE/MAN	180	M					1												1				1	
		F																						
NARCOTICS	180a	M																						
		F																						
MARIJUANA	180b	M					1												1				1	
		F																						
SYNTHETIC NARC	180c	M																						
		F																						
OTHER/NON-NARC	180d	M																						
		F																						
DRUG/POSSESSION	185	M	1		1	1		1		1									5				5	
		F																						
NARCOTICS	185e	M																						
		F																						
MARIJUANA	185f	M	1		1	1		1		1									5				5	
		F																						
SYNTHETIC NARC	185g	M																						
		F																						
OTHER/NON-NARC	185h	M																						
		F																						
GAMBLING	19	M																						
		F																						
BOOKMAKING	19a	M																						
		F																						
NUMBERS	19b	M																						
		F																						
OTHER GAMBLING	19c	M																						
		F																						
FAMILY/CHILD	20	M								1									1				1	
		F																						
DRIVING INFLUENCE	21	M			1	1	2	3	3	9		2	1	1					23				23	
		F			1				1	1										3				3



AGE, SEX AND RACE OF PERSONS ARRESTED  
18 Years of age and over

CLASSIFICATIONS OF OFFENSES	UCR	SEX	AGE																TOT	RACE			
			18	19	20	21	22	23	24	25 29	30 34	35 39	40 44	45 49	50 54	55 59	60 64	65 OV		WHT	BLK	IND	ASN
LIQUOR LAWS	22	M	3	11	12	1	2			1					1				31			31	
		F	5	16	10					1									32			30	2
DRUNKENNESS	23	M																					
		F																					
DISORDERLY CONDUCT	24	M		2		2		5	2	2	1			4				1	19			19	
		F				1	1	1		9	2								14			14	
VAGRANCY	25	M									1								1			1	
		F																					
ALL OTHER	26	M	2	1	2	5	3	6	4	17	15	13	6	14	7	2	1	8	106	1		105	
		F		2	1	3	1		2	4	3	2	4	3	2				27			25	2
SUSPICION	27	M																					
		F																					
CURFEW	28	M																					
		F																					
TOTAL BY SEX		M	7	17	22	15	27	22	23	58	34	25	14	33	14	4	2	9	326	6		320	
		F	6	20	13	6	5	5	6	26	10	4	10	3	4	1	1		120			115	5
<b>GRAND TOTAL</b>			<b>13</b>	<b>37</b>	<b>35</b>	<b>21</b>	<b>32</b>	<b>27</b>	<b>29</b>	<b>84</b>	<b>44</b>	<b>29</b>	<b>24</b>	<b>36</b>	<b>18</b>	<b>5</b>	<b>3</b>	<b>9</b>	<b>446</b>	<b>6</b>		<b>435</b>	<b>5</b>

AGE, SEX AND RACE OF PERSONS ARRESTED  
under 18 Years of age

CLASSIFICATIONS OF OFFENSES	UCR	SEX	AGE					TOT	RACE				
			Under 10	10-12	13-14	15	16		17	WHT	BLK	IND	ASN
MURDER/NONNEG MANSLAUGHTER	01A	M											
		F											
MANSLAUGHTER BY NEGLIGENCE	01B	M											
		F											
RAPE BY FORCE	02	M											
		F											
ROBBERY	03	M											
		F											
AGGRAVATED ASSAULT	04	M	1			1			2			2	
		F											
BURGLARY	05	M				2		1	3			3	
		F											
LARCENY	06	M	2	3	1	2			8			8	
		F											
MOTOR VEHICLE THEFT	07	M		1	2	6			9			9	
		F											
OTHER ASSAULTS	08	M				1	1	1	3		1	2	
		F				1		1	2			2	
ARSON	09	M											
		F											
FORGERY	10	M											
		F											
FRAUD	11	M											
		F											
EMBEZZLEMENT	12	M											
		F											
STOLEN PROPERTY	13	M											
		F											
VANDALISM	14	M		4	6	2			12	1		11	
		F											
WEAPONS	15	M											
		F											
PROSTITUTION	16	M											
		F											

AGE, SEX AND RACE OF PERSONS ARRESTED  
under 18 Years of age

CLASSIFICATIONS OF OFFENSES	UCR	SEX	AGE						TOT	RACE			
			Under 10	10-12	13-14	15	16	17		WHT	BLK	IND	ASN
SEX OFFENSES	17	M											
		F											
<b>DRUG/SALE/MAN</b>	180	M											
		F											
NARCOTICS	180a	M											
		F											
MARIJUANA	180b	M											
		F											
SYNTHETIC NARC	180c	M											
		F											
OTHER/NON-NARC	180d	M											
		F											
<b>DRUG/POSSESSION</b>	185	M											
		F											
NARCOTICS	185e	M											
		F											
MARIJUANA	185f	M											
		F											
SYNTHETIC NARC	185g	M											
		F											
OTHER/NON-NARC	185h	M											
		F											
<b>GAMBLING</b>	19	M											
		F											
BOOKMAKING	19a	M											
		F											
NUMBERS	19b	M											
		F											
OTHER GAMBLING	19c	M											
		F											
FAMILY/CHILD	20	M											
		F											
DRIVING INFLUENCE	21	M				1		2	3			3	
		F											

AGE, SEX AND RACE OF PERSONS ARRESTED  
under 18 Years of age

CLASSIFICATIONS OF OFFENSES	UCR	SEX	AGE						TOT	RACE			
			Under 10	10-12	13-14	15	16	17		WHT	BLK	IND	ASN
LIQUOR LAWS	22	M				3		7	10			10	
		F					3	4	7			7	
DRUNKENNESS	23	M											
		F											
DISORDERLY CONDUCT	24	M											
		F											
VAGRANCY	25	M											
		F											
ALL OTHER	26	M			1	1	1		3			3	
		F											
SUSPICION	27	M											
		F											
CURFEW	28	M											
		F											
RUN-AWAYS	29	M											
		F											
TOTAL BY SEX		M	3	8	10	19	2	11	53	1	1	51	
		F				1	3	5	9			9	
<b>GRAND TOTAL</b>			<b>3</b>	<b>8</b>	<b>10</b>	<b>20</b>	<b>5</b>	<b>16</b>	<b>62</b>	<b>1</b>	<b>1</b>	<b>60</b>	

ARSON OFFENSES KNOWN TO LAW ENFORCEMENT

1 Property Classification	2 Offenses Reported or Known to Police (Include Unfounded and attempts)	3 Unfounded, i.e. False or Baseless Complaints	4 Number of Actual Offenses (Column 2 Minus Column 3) (Include Attempts)	5 Total Offenses Cleared by Arrest or Exceptional Means (Include Column 6)	6 Number of Clearances Involving Only Persons Under 18 Years of Age	7 Offenses Where Structures Uninhabited, Abandoned, or not Normally in Use	8 Estimated Value of Property Damage
STRUCTURAL							
A. Single Occupancy Residential: Houses, Townhouses, Duplexes, etc.	1		1				
B. Other Residential: Apartments, Tenements, Flats, Hotels, Motels, Inns, Dormitories, Boarding Houses, etc.							
C. Storage: Barns, Garages, Warehouses, etc.							
D. Industrial/Manufacturing:							
E. Other Commercial: Stores, Restaurants, Offices, etc.							
F. Community/Public: Churches, Jails, Schools, Colleges, Hospitals, etc.							
G. All Other Structure: Out Buildings, Monuments, Buildings Under Constructions, etc.							
TOTAL	1		1				
MOBILE							
H. Motor Vehicles: Automobiles, Trucks, Buses, Motorcycles, etc. UCR Definition							
I. Other Mobile Property: Trailers, Recreational Vehicles, Airplanes, Boats, etc.							
TOTAL							
OTHER							
J. TOTAL OTHER Crops, Timber, Fences, Signs, etc.	1		1			1	
TOTAL	1		1			1	
<b>GRAND TOTAL</b>	<b>2</b>		<b>2</b>			<b>1</b>	

LAW ENFORCEMENT OFFICERS KILLED OR ASSAULTED

Type of Activity	Total assaults by weapon	Type of Weapon				Type of Assignment						Officer assaults cleared	
		Firearm	Knife or other cutting instrument	Other dangerous weapon	Hands, fists, etc.	Two-officer vehicle	One-officer vehicle		Detective or special assgn.		Other		
							Alone	Asst	Alone	Ast	Alone		Asst
A	B	C	D	E	F	G	H	I	J	K	L	M	
1. Responding to disturbance calls (family quarrels, person with firearm, etc.)	9			1	8	2	7						9
2. Burglaries in progress or pursuing burglary suspects													
3. Robberies in progress or pursuing robbery suspects													
4. Attempting other arrests	2				2		1	1					2
5. Civil disorder (riot, mass disobedience, etc.)													
6. Handling, transporting, custody of prisoners													
7. Investigating suspicious persons or circumstances	2	1			1		1					1	2
8. Ambush – no warning													
9. Mentally deranged													
10. Traffic pursuits and stops													
11. All other													
<b>12. TOTAL (1-11)</b>	<b>13</b>	<b>1</b>		<b>1</b>	<b>11</b>	<b>2</b>	<b>9</b>	<b>1</b>				<b>1</b>	<b>13</b>
13. Number with person injury	2				2								
14. Number without personal injury	11	1		1	9								

15. TIME OF ASSAULTS	12 AM	2 AM	4 AM	6 AM	8 AM	10 AM	NOON	2 PM	4 PM	6 PM	8 PM	10 PM	UNK
	3	2		1	1	1	1		1		2	1	

OFFENSES KNOWN TO LAW ENFORCEMENT

(1) Classification of Offense	(2) Offenses Reported	(3) Unfounded Offenses	(4) Actual Offenses	(5) Offenses Cleared	(6) Juveniles Only
CRIMINAL HOMICIDE					
MURDER/NONNEG MANSLAUGHTER					
MANSLAUGHTER BY NEGLIGENCE					
TOTAL					
FORCIBLE RAPE					
RAPE BY FORCE	3		3		
ATTEMPTED FORCIBLE RAPE					
TOTAL	3		3		
ROBBERY					
FIREARM					
KNIFE/CUTTING INSTRUMENT	1		1	1	
OTHER DANGEROUS WEAPON					
STRONG-ARM (HANDS, FISTS)	1		1	1	
TOTAL	2		2	2	
ASSAULT					
FIREARM					
KNIFE OR CUTTING INSTRUMENT	1		1	1	
OTHER DANGEROUS WEAPON	5		5	5	2
HANDS, FIST, FEET, AGGRAVATED	12		12	9	3
OTHER ASSAULTS - SIMPLE	201	5	196	157	15
TOTAL	219	5	214	172	20
BURGLARY					
FORCIBLE ENTRY	2		2	1	
UNLAWFUL ENTRY - NO FORCE	9		9	2	
ATTEMPTED FORCIBLE ENTRY	1		1		
TOTAL	12		12	3	
LARCENY-THEFT					
THEFT (EX MOTOR VEHICLE)	23		23	8	4
TOTAL	23		23	8	4
MOTOR VEHICLE THEFT					
AUTOS	6	1	5	3	2
TRUCKS AND BUSES					
OTHER VEHICLES	4		4	3	1
TOTAL	10	1	9	6	3
<b>GRAND TOTAL</b>	<b>269</b>	<b>6</b>	<b>263</b>	<b>191</b>	<b>27</b>

PROPERTY STOLEN BY CLASSIFICATION

CLASSIFICATION OF OFFENSES	NUMBER ACTUAL OFFENSES	VALUE OF PROPERTY STOLEN
MURDER/NONNEG MANSLAUGHTER		
FORCIBLE RAPE	3	
ROBBERY		
HIGHWAY (STREET, ALLEYS, ETC.)		
COMMERCIAL HOUSE		
GAS OR SERVICE STATION	1	
CONVENIENCE STORE		
RESIDENCE		
BANK		
MISCELLANEOUS	1	
TOTAL ROBBERY	2	
BURGLARY		
RESIDENCE (DWELLING)		
NIGHT (6PM-6AM)	5	
DAY (6AM-6PM)	3	
UNKNOWN		
NON-RESIDENCE (STORE ETC.)		
NIGHT (6PM-6AM)	3	
DAY (6AM-6PM)		
UNKNOWN	1	
TOTAL BURGLARY	12	
LARCENY-THEFT		
\$200 AND OVER	3	\$ 21,500
\$50 TO \$200	1	\$ 75
UNDER \$50	19	
TOTAL	23	\$ 21,575
6X. NATURE OF LARCENIES UNDER ITEM 6		
POCKET-PICKING		1
PURSE-SNATCHING		1
SHOPLIFTING		6
FROM MOTOR VEHICLE		
MOTOR VEHICLE PARTS & ACCESSORIES		
BICYCLES		5
FROM BUILDING(EX C&H)		1
FROM COIN-OP MACHINES		
ALL OTHER		9
TOTAL LARCENY		23
TOTAL LARCENY		\$ 21,575
MOTOR VEHICLE THEFT	9	\$ 1,502
STOLEN & RECOVERED LOCALLY	9	
STOLEN LOCALLY & RECOVERED OTHER		
TOTAL STOLEN OTHER & RECOVERED LOCAL	9	
STOLEN IN OTHER JURIS & RECOVERED LOCALLY		
TOTAL MOTOR VEHICLE THEFT	9	\$ 1,502
<b>GRAND TOTAL</b>	<b>49</b>	<b>\$ 23,077</b>



PROPERTY BY TYPE AND VALUE

Type of Property (1)	Monetary Value of Property Stolen in Your Jurisdiction	
	STOLEN (2)	RECOVERED (3)
CURRENCY, NOTES, ETC.		
JEWELRY & PRECIOUS METALS		
CLOTHING AND FURS		
LOCALLY STOLEN MOTOR VEHICLE	\$ 1,502	\$ 2
OFFICE EQUIPMENT		
TV, RADIOS, CAMERAS, ETC.		
FIREARMS		
HOUSEHOLD GOODS		
CONSUMABLE GOODS		
LIVESTOCK		
MISCELLANEOUS	\$ 21,575	\$ 75
<b>GRAND TOTAL</b>	<b>\$ 23,077</b>	<b>\$ 77</b>

AGE, SEX AND RACE OF PERSONS ARRESTED  
18 Years of age and over

CLASSIFICATIONS OF OFFENSES	UCR	SEX	AGE																TOT	RACE							
			18	19	20	21	22	23	24	25 29	30 34	35 39	40 44	45 49	50 54	55 59	60 64	65 OV		WHT	BLK	IND	ASN				
MURDER/NONNEG MANSLAUGHTER	01A	M																									
		F																									
MANSLAUGHTER BY NEGLIGENCE	01B	M																									
		F																									
RAPE BY FORCE	02	M				1								1							2				2		
		F																									
ROBBERY	03	M												1							1				1		
		F																									
AGGRAVATED ASSAULT	04	M					1	1	2	5	1	1		1	1					13	1			12			
		F							1					1							2				2		
BURGLARY	05	M				1			1	1			1							4				4			
		F									1									1				1			
LARCENY	06	M												1						1				1			
		F								1	1								1	3				3			
MOTOR VEHICLE THEFT	07	M					1													1	1						
		F								1										1				1			
OTHER ASSAULTS	08	M	2	8	4	3	2	5	6	24	16	12	10	10	4	2	1	2	111	9	1		100	1			
		F	1	2	1	2	2	1	5	8	10	8	10	2	3	2			57	5			52				
ARSON	09	M		1				1												2				1	1		
		F																									
FORGERY	10	M																									
		F																									
FRAUD	11	M																									
		F																									
EMBEZZLEMENT	12	M																									
		F																									
STOLEN PROPERTY	13	M																									
		F																									
VANDALISM	14	M								2	2		1							5				4	1		
		F							1											1				1			
WEAPONS	15	M								1	1	1	1							4				3	1		
		F																									
PROSTITUTION	16	M																									
		F																									

AGE, SEX AND RACE OF PERSONS ARRESTED  
18 Years of age and over

CLASSIFICATIONS OF OFFENSES	UCR	SEX	AGE																	TOT	RACE			
			18	19	20	21	22	23	24	25-29	30-34	35-39	40-44	45-49	50-54	55-59	60-64	65 OV	WHT		BLK	IND	ASN	
SEX OFFENSES	17	M							1				1						2	1		1		
		F																						
DRUG/SALE/MAN	180	M							1										1			1		
		F																						
NARCOTICS	180a	M																						
		F																						
MARIJUANA	180b	M							1										1			1		
		F																						
SYNTHETIC NARC	180c	M																						
		F																						
OTHER/NON-NARC	180d	M																						
		F																						
DRUG/POSSESION	185	M		1		2				1	3			3	1	1			12	1			11	
		F																						
NARCOTICS	185e	M																						
		F																						
MARIJUANA	185f	M		1		2				1	3			3	1	1			12	1			11	
		F																						
SYNTHETIC NARC	185g	M																						
		F																						
OTHER/NON-NARC	185h	M																						
		F																						
GAMBLING	19	M																						
		F																						
BOOKMAKING	19a	M																						
		F																						
NUMBERS	19b	M																						
		F																						
OTHER GAMBLING	19c	M																						
		F																						
FAMILY/CHILD	20	M																						
		F																						
DRIVING INFLUENCE	21	M	1	2	2		1	2	1	8	7	8	4	5	5	2	1		49	18	1		30	
		F					1	1		4		1		1	1	1			10	3			7	

AGE, SEX AND RACE OF PERSONS ARRESTED  
18 Years of age and over

CLASSIFICATIONS OF OFFENSES	UCR	SEX	AGE																	TOT	RACE			
			18	19	20	21	22	23	24	25 29	30 34	35 39	40 44	45 49	50 54	55 59	60 64	65 OV	WHT		BLK	IND	ASN	
LIQUOR LAWS	22	M	2	6	8			2	1	10	2	3	1	10	3	1	1		50	2		48		
		F	6	5	5					4		1	2	2	1	1			27	1		26		
DRUNKENNESS	23	M					1	1	1		3			2	2		1		11	2		8	1	
		F								3			1		1				5	1		4		
DISORDERLY CONDUCT	24	M				4		1	3	3	4	3	1	5	4	1	1		30	1		29		
		F				2		3		3	2	2	1		3				16			16		
VAGRANCY	25	M																						
		F																						
ALL OTHER	26	M		1	1	5	1	4	2	19	13	5	4	8	7	2		1	73	8	1	64		
		F				1		3	4	7	1	6	3	1	2				28			28		
SUSPICION	27	M																						
		F																						
CURFEW	28	M																						
		F																						
TOTAL BY SEX		M	5	19	15	16	7	17	18	75	52	33	24	47	27	9	5	3	372	44	3	320	5	
		F	7	7	6	5	3	9	10	31	15	18	18	6	11	4		1	151	10		141		
<b>GRAND TOTAL</b>			<b>12</b>	<b>26</b>	<b>21</b>	<b>21</b>	<b>10</b>	<b>26</b>	<b>28</b>	<b>106</b>	<b>67</b>	<b>51</b>	<b>42</b>	<b>53</b>	<b>38</b>	<b>13</b>	<b>5</b>	<b>4</b>	<b>523</b>	<b>54</b>	<b>3</b>	<b>461</b>	<b>5</b>	

AGE, SEX AND RACE OF PERSONS ARRESTED  
under 18 Years of age

CLASSIFICATIONS OF OFFENSES	UCR	SEX	AGE					TOT	RACE			
			Under 10	10-12	13-14	15	16		17	WHT	BLK	IND
MURDER/NONNEG MANSLAUGHTER	01A	M										
		F										
MANSLAUGHTER BY NEGLIGENCE	01B	M										
		F										
RAPE BY FORCE	02	M										
		F										
ROBBERY	03	M										
		F										
AGGRAVATED ASSAULT	04	M										
		F										
BURGLARY	05	M										
		F										
LARCENY	06	M										
		F										
MOTOR VEHICLE THEFT	07	M										
		F										
OTHER ASSAULTS	08	M			1				1			1
		F		1			1		2	1		1
ARSON	09	M										
		F										
FORGERY	10	M										
		F										
FRAUD	11	M										
		F										
EMBEZZLEMENT	12	M										
		F										
STOLEN PROPERTY	13	M										
		F										
VANDALISM	14	M										
		F										
WEAPONS	15	M										
		F										
PROSTITUTION	16	M										
		F										

AGE, SEX AND RACE OF PERSONS ARRESTED  
under 18 Years of age

CLASSIFICATIONS OF OFFENSES	UCR	SEX	AGE						TOT	RACE			
			Under 10	10-12	13-14	15	16	17		WHT	BLK	IND	ASN
SEX OFFENSES	17	M											
		F											
<b>DRUG/SALE/MAN</b>	180	M											
		F											
NARCOTICS	180a	M											
		F											
MARIJUANA	180b	M											
		F											
SYNTHETIC NARC	180c	M											
		F											
OTHER/NON-NARC	180d	M											
		F											
<b>DRUG/POSSESSION</b>	185	M											
		F											
NARCOTICS	185e	M											
		F											
MARIJUANA	185f	M											
		F											
SYNTHETIC NARC	185g	M											
		F											
OTHER/NON-NARC	185h	M											
		F											
<b>GAMBLING</b>	19	M											
		F											
BOOKMAKING	19a	M											
		F											
NUMBERS	19b	M											
		F											
OTHER GAMBLING	19c	M											
		F											
FAMILY/CHILD	20	M											
		F											
DRIVING INFLUENCE	21	M											
		F											

AGE, SEX AND RACE OF PERSONS ARRESTED  
under 18 Years of age

CLASSIFICATIONS OF OFFENSES	UCR	SEX	AGE						TOT	RACE			
			Under 10	10-12	13-14	15	16	17		WHT	BLK	IND	ASN
LIQUOR LAWS	22	M						1	1			1	
		F					1		1			1	
DRUNKENNESS	23	M											
		F											
DISORDERLY CONDUCT	24	M											
		F											
VAGRANCY	25	M											
		F											
ALL OTHER	26	M											
		F											
SUSPICION	27	M											
		F											
CURFEW	28	M											
		F											
RUN-AWAYS	29	M											
		F											
TOTAL BY SEX		M			1			1	2			2	
		F		1			2		3	1		2	
<b>GRAND TOTAL</b>				1	1		2	1	5	1		4	

ARSON OFFENSES KNOWN TO LAW ENFORCEMENT

1 Property Classification	2 Offenses Reported or Known to Police (Include Unfounded and attempts)	3 Unfounded, i.e. False or Baseless Complaints	4 Number of Actual Offenses (Column 2 Minus Column 3) (Include Attempts)	5 Total Offenses Cleared by Arrest or Exceptional Means (Include Column 6)	6 Number of Clearances Involving Only Persons Under 18 Years of Age	7 Offenses Where Structures Uninhabited, Abandoned, or not Normally in Use	8 Estimated Value of Property Damage
STRUCTURAL							
A. Single Occupancy Residential: Houses, Townhouses, Duplexes, etc.							
B. Other Residential: Apartments, Tenements, Flats, Hotels, Motels, Inns, Dormitories, Boarding Houses, etc.							
C. Storage: Barns, Garages, Warehouses, etc.							
D. Industrial/Manufacturing:							
E. Other Commercial: Stores, Restaurants, Offices, etc.	1		1			1	\$3,500
F. Community/Public: Churches, Jails, Schools, Colleges, Hospitals, etc.							
G. All Other Structure: Out Buildings, Monuments, Buildings Under Constructions, etc.							
TOTAL	1		1			1	\$3,500
MOBILE							
H. Motor Vehicles: Automobiles, Trucks, Buses, Motorcycles, etc. UCR Definition	1		1	1			\$501
I. Other Mobile Property: Trailers, Recreational Vehicles, Airplanes, Boats, etc.							
TOTAL	1		1	1			\$501
OTHER							
J. TOTAL OTHER Crops, Timber, Fences, Signs, etc.							
TOTAL							
<b>GRAND TOTAL</b>	<b>2</b>		<b>2</b>	<b>1</b>		<b>1</b>	<b>\$4,001</b>



LAW ENFORCEMENT OFFICERS KILLED OR ASSAULTED

Type of Activity	Total assaults by weapon	Type of Weapon				Type of Assignment						Officer assaults cleared	
		Firearm	Knife or other cutting instrument	Other dangerous weapon	Hands, fists, feet, etc.	Two-officer vehicle	One-officer vehicle		Detective or special assgn.		Other		
							Alone	Asst	Alone	Ast	Alone		Asst
A	B	C	D	E	F	G	H	I	J	K	L	M	
1. Responding to disturbance calls (family quarrels, person with firearm, etc.)													
2. Burglaries in progress or pursuing burglary suspects													
3. Robberies in progress or pursuing robbery suspects													
4. Attempting other arrests													
5. Civil disorder (riot, mass disobedience, etc.)													
6. Handling, transporting, custody of prisoners													
7. Investigating suspicious persons or circumstances													
8. Ambush – no warning													
9. Mentally deranged													
10. Traffic pursuits and stops													
11. All other													
<b>12. TOTAL (1-11)</b>													
13. Number with person injury													
14. Number without personal injury													

15. TIME OF ASSAULTS	12 AM	2 AM	4 AM	6 AM	8 AM	10 AM	NOON	2 PM	4 PM	6 PM	8 PM	10 PM	UNK

OFFENSES KNOWN TO LAW ENFORCEMENT

(1) Classification of Offense	(2) Offenses Reported	(3) Unfounded Offenses	(4) Actual Offenses	(5) Offenses Cleared	(6) Juveniles Only
CRIMINAL HOMICIDE					
MURDER/NONNEG MANSLAUGHTER					
MANSLAUGHTER BY NEGLIGENCE					
TOTAL					
FORCIBLE RAPE					
RAPE BY FORCE					
ATTEMPTED FORCIBLE RAPE					
TOTAL					
ROBBERY					
FIREARM					
KNIFE/CUTTING INSTRUMENT					
OTHER DANGEROUS WEAPON					
STRONG-ARM (HANDS, FISTS)					
TOTAL					
ASSAULT					
FIREARM	3	1	2	1	
KNIFE OR CUTTING INSTRUMENT		1	-1		
OTHER DANGEROUS WEAPON	4		4	4	
HANDS, FIST, FEET, AGGRAVATED	3		3		
OTHER ASSAULTS - SIMPLE	31	15	16	22	4
TOTAL	41	17	24	27	4
BURGLARY					
FORCIBLE ENTRY	7		7		
UNLAWFUL ENTRY - NO FORCE	5		5		
ATTEMPTED FORCIBLE ENTRY	3		3		
TOTAL	15		15		
LARCENY-THEFT					
THEFT (EX MOTOR VEHICLE)	59	6	53	15	8
TOTAL	59	6	53	15	8
MOTOR VEHICLE THEFT					
AUTOS	3		3		
TRUCKS AND BUSES					
OTHER VEHICLES	2		2		
TOTAL	5		5		
<b>GRAND TOTAL</b>	<b>120</b>	<b>23</b>	<b>97</b>	<b>42</b>	<b>12</b>

PROPERTY STOLEN BY CLASSIFICATION

CLASSIFICATION OF OFFENSES	NUMBER ACTUAL OFFENSES	VALUE OF PROPERTY STOLEN
MURDER/NONNEG MANSLAUGHTER		
FORCIBLE RAPE		
ROBBERY		
HIGHWAY (STREET, ALLEYS, ETC.)		
COMMERCIAL HOUSE		
GAS OR SERVICE STATION		
CONVENIENCE STORE		
RESIDENCE		
BANK		
MISCELLANEOUS		
TOTAL ROBBERY		
BURGLARY		
RESIDENCE (DWELLING)		
NIGHT (6PM-6AM)	4	\$ 108
DAY (6AM-6PM)	1	\$ 650
UNKNOWN	2	\$ 2,007
NON-RESIDENCE (STORE ETC.)		
NIGHT (6PM-6AM)	4	\$ 2,157
DAY (6AM-6PM)	2	\$ 20,000
UNKNOWN	2	
TOTAL BURGLARY	15	\$ 24,922
LARCENY-THEFT		
\$200 AND OVER	21	\$ 19,636
\$50 TO \$200	4	\$ 496
UNDER \$50	28	\$ 328
TOTAL	53	\$ 20,460
6X. NATURE OF LARCENIES UNDER ITEM 6		
POCKET-PICKING		
PURSE-SNATCHING		
SHOPLIFTING	19	\$ 1,115
FROM MOTOR VEHICLE	6	\$ 1,580
MOTOR VEHICLE PARTS & ACCESSORIES		
BICYCLES	3	\$ 600
FROM BUILDING(EX C&H)	8	\$ 4,033
FROM COIN-OP MACHINES		
ALL OTHER	17	\$ 13,132
TOTAL LARCENY	53	\$ 20,460
MOTOR VEHICLE THEFT	5	\$ 34,000
STOLEN & RECOVERED LOCALLY	3	\$ 28,560
STOLEN LOCALLY & RECOVERED OTHER		
TOTAL STOLEN OTHER & RECOVERED LOCAL	3	\$ 28,560
STOLEN IN OTHER JURIS & RECOVERED LOCALLY		
TOTAL MOTOR VEHICLE THEFT	5	\$ 34,000
<b>GRAND TOTAL</b>	<b>73</b>	<b>\$ 79,382</b>

PROPERTY BY TYPE AND VALUE

Type of Property (1)	Monetary Value of Property Stolen in Your Jurisdiction	
	STOLEN (2)	RECOVERED (3)
CURRENCY, NOTES, ETC.	\$ 5,106	
JEWELRY & PRECIOUS METALS	\$ 5,050	\$ 2,523
CLOTHING AND FURS	\$ 884	\$ 120
LOCALLY STOLEN MOTOR VEHICLE	\$ 34,000	\$ 21,500
OFFICE EQUIPMENT	\$ 4,430	\$ 1,630
TV, RADIOS, CAMERAS, ETC.	\$ 2,701	\$ 250
FIREARMS	\$ 300	\$ 850
HOUSEHOLD GOODS	\$ 347	\$ 345
CONSUMABLE GOODS	\$ 199	
LIVESTOCK		
MISCELLANEOUS	\$ 26,365	\$ 1,528
<b>GRAND TOTAL</b>	<b>\$ 79,382</b>	<b>\$ 28,746</b>

AGE, SEX AND RACE OF PERSONS ARRESTED  
18 Years of age and over

CLASSIFICATIONS OF OFFENSES	UCR	SEX	AGE																	TOT	RACE					
			18	19	20	21	22	23	24	25 29	30 34	35 39	40 44	45 49	50 54	55 59	60 64	65 OV	WHT		BLK	IND	ASN			
MURDER/NONNEG MANSLAUGHTER	01A	M																								
		F																								
MANSLAUGHTER BY NEGLIGENCE	01B	M																								
		F																								
RAPE BY FORCE	02	M																								
		F																								
ROBBERY	03	M																								
		F																								
AGGRAVATED ASSAULT	04	M												1							1	1				
		F																								
BURGLARY	05	M																								
		F																								
LARCENY	06	M								1	1										2	2				
		F											1	1							2	2				
MOTOR VEHICLE THEFT	07	M																								
		F												1							1			1		
OTHER ASSAULTS	08	M				1			1		1	2	2	2	1					10	8	1	1			
		F								1				1						2	1	1				
ARSON	09	M																								
		F																								
FORGERY	10	M																								
		F																								
FRAUD	11	M				1															1	1				
		F																								
EMBEZZLEMENT	12	M																								
		F																								
STOLEN PROPERTY	13	M																								
		F																								
VANDALISM	14	M				1	1														2	2				
		F										1									1	1				
WEAPONS	15	M																								
		F																								
PROSTITUTION	16	M																								
		F																								

AGE, SEX AND RACE OF PERSONS ARRESTED  
18 Years of age and over

CLASSIFICATIONS OF OFFENSES	UCR	SEX	AGE																	TOT	RACE				
			18	19	20	21	22	23	24	25 29	30 34	35 39	40 44	45 49	50 54	55 59	60 64	65 OV	WHT		BLK	IND	ASN		
SEX OFFENSES	17	M																							
		F																							
DRUG/SALE/MAN	180	M	2	1	3	2	1	1		1				1	1						13	10		3	
		F	1	1	1					1	2											6	4		2
NARCOTICS	180a	M																							
		F																							
MARIJUANA	180b	M																							
		F																							
SYNTHETIC NARC	180c	M																							
		F																							
OTHER/NON-NARC	180d	M	2	1	3	2	1	1		1				1	1						13	10		3	
		F	1	1	1						1	2										6	4		2
DRUG/POSSESION	185	M		1										1							2	1		1	
		F																							
NARCOTICS	185e	M																							
		F																							
MARIJUANA	185f	M		1										1							2	1		1	
		F																							
SYNTHETIC NARC	185g	M																							
		F																							
OTHER/NON-NARC	185h	M																							
		F																							
GAMBLING	19	M																							
		F																							
BOOKMAKING	19a	M																							
		F																							
NUMBERS	19b	M																							
		F																							
OTHER GAMBLING	19c	M																							
		F																							
FAMILY/CHILD	20	M								2	1										3	3			
		F									2											2	1		1
DRIVING INFLUENCE	21	M	1	1		5	4	6	2	7	6	3	5		2	1					43	38	2	3	
		F							1		4	4	2	1		1						13	9	1	3

AGE, SEX AND RACE OF PERSONS ARRESTED  
18 Years of age and over

CLASSIFICATIONS OF OFFENSES	UCR	SEX	AGE																TOT	RACE			
			18	19	20	21	22	23	24	25 29	30 34	35 39	40 44	45 49	50 54	55 59	60 64	65 OV		WHT	BLK	IND	ASN
LIQUOR LAWS	22	M		2															2	2			
		F																					
DRUNKENNESS	23	M																					
		F																					
DISORDERLY CONDUCT	24	M																					
		F																					
VAGRANCY	25	M																					
		F																					
ALL OTHER	26	M				2		1		2	2	1	1						9	9			
		F		1							2								3	2		1	
SUSPICION	27	M																					
		F																					
CURFEW	28	M																					
		F																					
TOTAL BY SEX		M	3	5	3	12	6	8	3	13	11	6	9	4	4	1			88	77	3	8	
		F	1	2	1			1		6	11	2	2	3	1				30	20	2	8	
<b>GRAND TOTAL</b>			4	7	4	12	6	9	3	19	22	8	11	7	5	1			118	97	5	16	

AGE, SEX AND RACE OF PERSONS ARRESTED  
under 18 Years of age

CLASSIFICATIONS OF OFFENSES	UCR	SEX	AGE					TOT	RACE				
			Under 10	10-12	13-14	15	16		17	WHT	BLK	IND	ASN
MURDER/NONNEG MANSLAUGHTER	01A	M											
		F											
MANSLAUGHTER BY NEGLIGENCE	01B	M											
		F											
RAPE BY FORCE	02	M											
		F											
ROBBERY	03	M											
		F											
AGGRAVATED ASSAULT	04	M											
		F											
BURGLARY	05	M											
		F											
LARCENY	06	M				1	1	1	3	2		1	
		F			2				2	1		1	
MOTOR VEHICLE THEFT	07	M											
		F											
OTHER ASSAULTS	08	M				2	1		3	3			
		F											
ARSON	09	M											
		F											
FORGERY	10	M											
		F											
FRAUD	11	M											
		F											
EMBEZZLEMENT	12	M											
		F											
STOLEN PROPERTY	13	M											
		F											
VANDALISM	14	M											
		F											
WEAPONS	15	M											
		F											
PROSTITUTION	16	M											
		F											



AGE, SEX AND RACE OF PERSONS ARRESTED  
under 18 Years of age

CLASSIFICATIONS OF OFFENSES	UCR	SEX	AGE						TOT	RACE			
			Under 10	10-12	13-14	15	16	17		WHT	BLK	IND	ASN
SEX OFFENSES	17	M											
		F											
<b>DRUG/SALE/MAN</b>	180	M			2	1	8	1	12	9	1	1	1
		F						1	1	1			
NARCOTICS	180a	M											
		F											
MARIJUANA	180b	M											
		F											
SYNTHETIC NARC	180c	M											
		F											
OTHER/NON-NARC	180d	M			2	1	8	1	12	9	1	1	1
		F						1	1	1			
<b>DRUG/POSSESSION</b>	185	M											
		F											
NARCOTICS	185e	M											
		F											
MARIJUANA	185f	M											
		F											
SYNTHETIC NARC	185g	M											
		F											
OTHER/NON-NARC	185h	M											
		F											
<b>GAMBLING</b>	19	M											
		F											
BOOKMAKING	19a	M											
		F											
NUMBERS	19b	M											
		F											
OTHER GAMBLING	19c	M											
		F											
FAMILY/CHILD	20	M											
		F											
DRIVING INFLUENCE	21	M						1	1	1			
		F											

AGE, SEX AND RACE OF PERSONS ARRESTED  
under 18 Years of age

CLASSIFICATIONS OF OFFENSES	UCR	SEX	AGE						TOT	RACE			
			Under 10	10-12	13-14	15	16	17		WHT	BLK	IND	ASN
LIQUOR LAWS	22	M											
		F											
DRUNKENNESS	23	M											
		F											
DISORDERLY CONDUCT	24	M											
		F											
VAGRANCY	25	M											
		F											
ALL OTHER	26	M											
		F											
SUSPICION	27	M											
		F											
CURFEW	28	M											
		F											
RUN-AWAYS	29	M											
		F											
TOTAL BY SEX		M			2	4	10	3	19	15	1	2	1
		F			2			1	3	2		1	
<b>GRAND TOTAL</b>					4	4	10	4	22	17	1	3	1

ARSON OFFENSES KNOWN TO LAW ENFORCEMENT

1 Property Classification	2 Offenses Reported or Known to Police (Include Unfounded and attempts)	3 Unfounded, i.e. False or Baseless Complaints	4 Number of Actual Offenses (Column 2 Minus Column 3) (Include Attempts)	5 Total Offenses Cleared by Arrest or Exceptional Means (Include Column 6)	6 Number of Clearances Involving Only Persons Under 18 Years of Age	7 Offenses Where Structures Uninhabited, Abandoned, or not Normally in Use	8 Estimated Value of Property Damage
STRUCTURAL							
A. Single Occupancy Residential: Houses, Townhouses, Duplexes, etc.							
B. Other Residential: Apartments, Tenements, Flats, Hotels, Motels, Inns, Dormitories, Boarding Houses, etc.							
C. Storage: Barns, Garages, Warehouses, etc.							
D. Industrial/Manufacturing:							
E. Other Commercial: Stores, Restaurants, Offices, etc.							
F. Community/Public: Churches, Jails, Schools, Colleges, Hospitals, etc.	1		1				\$30,000
G. All Other Structure: Out Buildings, Monuments, Buildings Under Constructions, etc.							
TOTAL	1		1				\$30,000
MOBILE							
H. Motor Vehicles: Automobiles, Trucks, Buses, Motorcycles, etc. UCR Definition							
I. Other Mobile Property: Trailers, Recreational Vehicles, Airplanes, Boats, etc.							
TOTAL							
OTHER							
J. TOTAL OTHER Crops, Timber, Fences, Signs, etc.							
TOTAL							
<b>GRAND TOTAL</b>	<b>1</b>		<b>1</b>				<b>\$30,000</b>

LAW ENFORCEMENT OFFICERS KILLED OR ASSAULTED

Type of Activity	Total assaults by weapon	Type of Weapon				Type of Assignment						Officer assaults cleared	
		Firearm	Knife or other cutting instrument	Other dangerous weapon	Hands, fists, feet, etc.	Two-officer vehicle	One-officer vehicle		Detective or special assgn.		Other		
							Alone	Asst	Alone	Ast	Alone		Asst
A	B	C	D	E	F	G	H	I	J	K	L	M	
1. Responding to disturbance calls (family quarrels, person with firearm, etc.)													
2. Burglaries in progress or pursuing burglary suspects													
3. Robberies in progress or pursuing robbery suspects													
4. Attempting other arrests													
5. Civil disorder (riot, mass disobedience, etc.)													
6. Handling, transporting, custody of prisoners													
7. Investigating suspicious persons or circumstances													
8. Ambush – no warning													
9. Mentally deranged													
10. Traffic pursuits and stops													
11. All other													
<b>12. TOTAL (1-11)</b>													
13. Number with person injury													
14. Number without personal injury													

15. TIME OF ASSAULTS	12 AM	2 AM	4 AM	6 AM	8 AM	10 AM	NOON	2 PM	4 PM	6 PM	8 PM	10 PM	UNK

OFFENSES KNOWN TO LAW ENFORCEMENT

(1) Classification of Offense	(2) Offenses Reported	(3) Unfounded Offenses	(4) Actual Offenses	(5) Offenses Cleared	(6) Juveniles Only
CRIMINAL HOMICIDE					
MURDER/NONNEG MANSLAUGHTER	1		1	1	
MANSLAUGHTER BY NEGLIGENCE					
TOTAL	1		1	1	
FORCIBLE RAPE					
RAPE BY FORCE	8		8	5	1
ATTEMPTED FORCIBLE RAPE	6		6	2	
TOTAL	14		14	7	1
ROBBERY					
FIREARM	1		1		
KNIFE/CUTTING INSTRUMENT					
OTHER DANGEROUS WEAPON					
STRONG-ARM (HANDS, FISTS)	2		2	1	
TOTAL	3		3	1	
ASSAULT					
FIREARM	4		4	4	
KNIFE OR CUTTING INSTRUMENT	10		10	8	
OTHER DANGEROUS WEAPON	3		3	3	
HANDS, FIST, FEET, AGGRAVATED	35		35	18	
OTHER ASSAULTS - SIMPLE	189		189	146	10
TOTAL	241		241	179	10
BURGLARY					
FORCIBLE ENTRY	19		19	8	1
UNLAWFUL ENTRY - NO FORCE	17		17	2	
ATTEMPTED FORCIBLE ENTRY					
TOTAL	36		36	10	1
LARCENY-THEFT					
THEFT (EX MOTOR VEHICLE)	59		59	11	
TOTAL	59		59	11	
MOTOR VEHICLE THEFT					
AUTOS	3		3	1	
TRUCKS AND BUSES	5		5	2	1
OTHER VEHICLES	3		3	1	
TOTAL	11		11	4	1
<b>GRAND TOTAL</b>	<b>365</b>		<b>365</b>	<b>213</b>	<b>13</b>

PROPERTY STOLEN BY CLASSIFICATION

CLASSIFICATION OF OFFENSES	NUMBER ACTUAL OFFENSES	VALUE OF PROPERTY STOLEN
MURDER/NONNEG MANSLAUGHTER	1	
FORCIBLE RAPE	14	
ROBBERY		
HIGHWAY (STREET, ALLEYS, ETC.)		
COMMERCIAL HOUSE		
GAS OR SERVICE STATION		
CONVENIENCE STORE		
RESIDENCE	3	
BANK		
MISCELLANEOUS		
TOTAL ROBBERY	3	
BURGLARY		
RESIDENCE (DWELLING)		
NIGHT (6PM-6AM)	6	
DAY (6AM-6PM)	6	\$ 424
UNKNOWN	8	\$ 120
NON-RESIDENCE (STORE ETC.)		
NIGHT (6PM-6AM)	3	\$ 164
DAY (6AM-6PM)	5	\$ 4,817
UNKNOWN	8	\$ 1,994
TOTAL BURGLARY	36	\$ 7,519
LARCENY-THEFT		
\$200 AND OVER	14	\$ 34,262
\$50 TO \$200	1	\$ 100
UNDER \$50	44	\$ 8
TOTAL	59	\$ 34,370
6X. NATURE OF LARGENIES UNDER ITEM 6		
POCKET-PICKING	3	\$ 400
PURSE-SNATCHING	1	\$ 1,082
SHOPLIFTING	10	\$ 8
FROM MOTOR VEHICLE	2	\$ 550
MOTOR VEHICLE PARTS & ACCESSORIES		
BICYCLES		
FROM BUILDING(EX C&H)	26	\$ 15,179
FROM COIN-OP MACHINES		
ALL OTHER	17	\$ 17,151
TOTAL LARCENY	59	\$ 34,370
MOTOR VEHICLE THEFT	11	\$ 125,500
STOLEN & RECOVERED LOCALLY	8	
STOLEN LOCALLY & RECOVERED OTHER		
TOTAL STOLEN OTHER & RECOVERED LOCAL	8	
STOLEN IN OTHER JURIS & RECOVERED LOCALLY		
TOTAL MOTOR VEHICLE THEFT	11	\$ 125,500
<b>GRAND TOTAL</b>	<b>124</b>	<b>\$ 167,389</b>

PROPERTY BY TYPE AND VALUE

Type of Property (1)	Monetary Value of Property Stolen in Your Jurisdiction	
	STOLEN (2)	RECOVERED (3)
CURRENCY, NOTES, ETC.	\$ 3,060	
JEWELRY & PRECIOUS METALS	\$ 5,400	\$ 100
CLOTHING AND FURS		
LOCALLY STOLEN MOTOR VEHICLE	\$ 144,050	\$ 249,750
OFFICE EQUIPMENT		
TV, RADIOS, CAMERAS, ETC.		
FIREARMS	\$ 1,000	
HOUSEHOLD GOODS		
CONSUMABLE GOODS	\$ 339	\$ 25
LIVESTOCK		
MISCELLANEOUS	\$ 13,540	
<b>GRAND TOTAL</b>	<b>\$ 167,389</b>	<b>\$ 249,875</b>

AGE, SEX AND RACE OF PERSONS ARRESTED  
18 Years of age and over

CLASSIFICATIONS OF OFFENSES	UCR	SEX	AGE																	TOT	RACE			
			18	19	20	21	22	23	24	25 29	30 34	35 39	40 44	45 49	50 54	55 59	60 64	65 OV	WHT		BLK	IND	ASN	
MURDER/NONNEG MANSLAUGHTER	01A	M							1										1			1		
		F																						
MANSLAUGHTER BY NEGLIGENCE	01B	M																						
		F																						
RAPE BY FORCE	02	M							3	1									4			4		
		F																						
ROBBERY	03	M						1		1		1							3			3		
		F																						
AGGRAVATED ASSAULT	04	M	1	1	3	3	3		3	13	6	2	2	3	1		2		43	3		38	2	
		F		1				1			1		1						4			4		
BURGLARY	05	M		4		1		1		8									14			14		
		F									1								1			1		
LARCENY	06	M	1	1			2			3	1	1		2	2			1	14	1	1	12		
		F			1					1					2	1	1		6			6		
MOTOR VEHICLE THEFT	07	M		1	1						1		1						4			4		
		F						2					1						3			3		
OTHER ASSAULTS	08	M	2	2		4	7	6	10	30	22	8	11	9	5	8	2	2	128	5	2	120	1	
		F		2	2	5	6	1	3	9	5	1	5	3	5				47			46	1	
ARSON	09	M	1																1			1		
		F																						
FORGERY	10	M											1						1			1		
		F																						
FRAUD	11	M																						
		F									1								1			1		
EMBEZZLEMENT	12	M																						
		F									1								1				1	
STOLEN PROPERTY	13	M																						
		F																						
VANDALISM	14	M	1								2	1		1					5			5		
		F					1												1			1		
WEAPONS	15	M								5		1	1	1				1	9			9		
		F																						
PROSTITUTION	16	M																						
		F																						



AGE, SEX AND RACE OF PERSONS ARRESTED  
18 Years of age and over

CLASSIFICATIONS OF OFFENSES	UCR	SEX	AGE																	TOT	RACE			
			18	19	20	21	22	23	24	25-29	30-34	35-39	40-44	45-49	50-54	55-59	60-64	65 OV	WHT		BLK	IND	ASN	
SEX OFFENSES	17	M	1	1	1	1	2		2	3			1	3					15			15		
		F																						
DRUG/SALE/MAN	180	M				1					2	2		3		1			9	1		8		
		F																						
NARCOTICS	180a	M																						
		F																						
MARIJUANA	180b	M				1					2	2		3		1			9	1		8		
		F																						
SYNTHETIC NARC	180c	M																						
		F																						
OTHER/NON-NARC	180d	M																						
		F																						
DRUG/POSSESSION	185	M			2	2		3	1	2	2	1	2	2	1	1	1		20	2	1	17		
		F					1	1	2	3		2	1			3			13			13		
NARCOTICS	185e	M			1			1									1		3	1		2		
		F																						
MARIJUANA	185f	M			2	1		3		2	1	1	2	2	1	1			16	1	1	14		
		F					1	1	2	3		2	1			3			13			13		
SYNTHETIC NARC	185g	M									1								1			1		
		F																						
OTHER/NON-NARC	185h	M																						
		F																						
GAMBLING	19	M																						
		F																						
BOOKMAKING	19a	M																						
		F																						
NUMBERS	19b	M																						
		F																						
OTHER GAMBLING	19c	M																						
		F																						
FAMILY/CHILD	20	M																						
		F												1					1			1		
DRIVING INFLUENCE	21	M	2		2	4	3	2	1	8	5	3	3	4		3			40	3		35	2	
		F		2	1	1	1	1	1	2	1	3	1			1			14			14		

AGE, SEX AND RACE OF PERSONS ARRESTED  
18 Years of age and over

CLASSIFICATIONS OF OFFENSES	UCR	SEX	AGE																	TOT	RACE			
			18	19	20	21	22	23	24	25 29	30 34	35 39	40 44	45 49	50 54	55 59	60 64	65 OV	WHT		BLK	IND	ASN	
LIQUOR LAWS	22	M		3	2	5	5	1	4	10	9	8	7	4		1			59		2	57		
		F		1	1	1	1	3	5	7	7	2			2				30			30		
DRUNKENNESS	23	M		1	1		1	1	1	3	4		4		3	2			21			21		
		F				2	2	2		1		2	1	1	2				13			13		
DISORDERLY CONDUCT	24	M				1		1			1		1	1					5		1	4		
		F					1	1		2	1								5		1	4		
VAGRANCY	25	M																						
		F																						
ALL OTHER	26	M	1	2	3	3	8	4	2	13	10	2	8	5	4	2	1	3	71	7		63	1	
		F		1	3	2	1	2	2	10	4	3		2	3				33	1		31	1	
SUSPICION	27	M																						
		F																						
CURFEW	28	M																						
		F																						
TOTAL BY SEX		M	10	16	15	25	31	19	25	102	67	29	43	38	16	18	6	7	467	22	7	432	6	
		F		7	8	11	14	14	14	34	24	11	9	7	14	5	1		173	1	1	168	3	
<b>GRAND TOTAL</b>			<b>10</b>	<b>23</b>	<b>23</b>	<b>36</b>	<b>45</b>	<b>33</b>	<b>39</b>	<b>136</b>	<b>91</b>	<b>40</b>	<b>52</b>	<b>45</b>	<b>30</b>	<b>23</b>	<b>7</b>	<b>7</b>	<b>640</b>	<b>23</b>	<b>8</b>	<b>600</b>	<b>9</b>	

AGE, SEX AND RACE OF PERSONS ARRESTED  
under 18 Years of age

CLASSIFICATIONS OF OFFENSES	UCR	SEX	AGE							TOT	RACE			
			Under 10	10-12	13-14	15	16	17	WHT		BLK	IND	ASN	
MURDER/NONNEG MANSLAUGHTER	01A	M												
		F												
MANSLAUGHTER BY NEGLIGENCE	01B	M												
		F												
RAPE BY FORCE	02	M												
		F												
ROBBERY	03	M												
		F												
AGGRAVATED ASSAULT	04	M												
		F												
BURGLARY	05	M	3	14	2	2	1	1	23				23	
		F		2					2				2	
LARCENY	06	M		3	2			1	6				6	
		F												
MOTOR VEHICLE THEFT	07	M						2	2				2	
		F												
OTHER ASSAULTS	08	M		5	1			1	3	10			10	
		F		4			2	3	9				9	
ARSON	09	M												
		F												
FORGERY	10	M												
		F												
FRAUD	11	M												
		F												
EMBEZZLEMENT	12	M												
		F												
STOLEN PROPERTY	13	M												
		F												
VANDALISM	14	M		2			1		3				3	
		F												
WEAPONS	15	M												
		F												
PROSTITUTION	16	M												
		F												

AGE, SEX AND RACE OF PERSONS ARRESTED  
under 18 Years of age

CLASSIFICATIONS OF OFFENSES	UCR	SEX	AGE					TOT	RACE				
			Under 10	10-12	13-14	15	16		17	WHT	BLK	IND	ASN
SEX OFFENSES	17	M			3		1		4			4	
		F											
<b>DRUG/SALE/MAN</b>	180	M			2		1		3			3	
		F			1				1			1	
NARCOTICS	180a	M											
		F											
MARIJUANA	180b	M			2		1		3			3	
		F			1				1			1	
SYNTHETIC NARC	180c	M											
		F											
OTHER/NON-NARC	180d	M											
		F											
<b>DRUG/POSSESSION</b>	185	M		4	2				6			6	
		F											
NARCOTICS	185e	M											
		F											
MARIJUANA	185f	M		4	2				6			6	
		F											
SYNTHETIC NARC	185g	M											
		F											
OTHER/NON-NARC	185h	M											
		F											
<b>GAMBLING</b>	19	M											
		F											
BOOKMAKING	19a	M											
		F											
NUMBERS	19b	M											
		F											
OTHER GAMBLING	19c	M											
		F											
FAMILY/CHILD	20	M											
		F											
DRIVING INFLUENCE	21	M											
		F						2	2			2	

AGE, SEX AND RACE OF PERSONS ARRESTED  
under 18 Years of age

CLASSIFICATIONS OF OFFENSES	UCR	SEX	AGE						TOT	RACE			
			Under 10	10-12	13-14	15	16	17		WHT	BLK	IND	ASN
LIQUOR LAWS	22	M					1	1	2			2	
		F											
DRUNKENNESS	23	M					1		1			1	
		F					1		1			1	
DISORDERLY CONDUCT	24	M											
		F						1	1			1	
VAGRANCY	25	M											
		F											
ALL OTHER	26	M	2	5	5	1	2	2	17			17	
		F			1		2	1	4			4	
SUSPICION	27	M											
		F											
CURFEW	28	M											
		F											
RUN-AWAYS	29	M											
		F											
TOTAL BY SEX		M	5	33	17	4	11	7	77			77	
		F		6	2	2	6	4	20			20	
<b>GRAND TOTAL</b>			<b>5</b>	<b>39</b>	<b>19</b>	<b>6</b>	<b>17</b>	<b>11</b>	<b>97</b>			<b>97</b>	

ARSON OFFENSES KNOWN TO LAW ENFORCEMENT

1 Property Classification	2 Offenses Reported or Known to Police (Include Unfounded and attempts)	3 Unfounded, i.e. False or Baseless Complaints	4 Number of Actual Offenses (Column 2 Minus Column 3) (Include Attempts)	5 Total Offenses Cleared by Arrest or Exceptional Means (Include Column 6)	6 Number of Clearances Involving Only Persons Under 18 Years of Age	7 Offenses Where Structures Uninhabited, Abandoned, or not Normally in Use	8 Estimated Value of Property Damage
STRUCTURAL							
A. Single Occupancy Residential: Houses, Townhouses, Duplexes, etc.							
B. Other Residential: Apartments, Tenements, Flats, Hotels, Motels, Inns, Dormitories, Boarding Houses, etc.							
C. Storage: Barns, Garages, Warehouses, etc.							
D. Industrial/Manufacturing:							
E. Other Commercial: Stores, Restaurants, Offices, etc.							
F. Community/Public: Churches, Jails, Schools, Colleges, Hospitals, etc.							
G. All Other Structure: Out Buildings, Monuments, Buildings Under Constructions, etc.							
TOTAL							
MOBILE							
H. Motor Vehicles: Automobiles, Trucks, Buses, Motorcycles, etc. UCR Definition	1		1	1			
I. Other Mobile Property: Trailers, Recreational Vehicles, Airplanes, Boats, etc.							
TOTAL	1		1	1			
OTHER							
J. TOTAL OTHER Crops, Timber, Fences, Signs, etc.							
TOTAL							
<b>GRAND TOTAL</b>	<b>1</b>		<b>1</b>	<b>1</b>			

LAW ENFORCEMENT OFFICERS KILLED OR ASSAULTED

Type of Activity	Total assaults by weapon	Type of Weapon				Type of Assignment						Officer assaults cleared	
		Firearm	Knife or other cutting instrument	Other dangerous weapon	Hands, fists, feet, etc.	Two-officer vehicle	One-officer vehicle		Detective or special assgn.		Other		
							Alone	Asst	Alone	Ast	Alone		Asst
A	B	C	D	E	F	G	H	I	J	K	L	M	
1. Responding to disturbance calls (family quarrels, person with firearm, etc.)	3				3	1	1	1					3
2. Burglaries in progress or pursuing burglary suspects													
3. Robberies in progress or pursuing robbery suspects													
4. Attempting other arrests													
5. Civil disorder (riot, mass disobedience, etc.)													
6. Handling, transporting, custody of prisoners													
7. Investigating suspicious persons or circumstances													
8. Ambush – no warning													
9. Mentally deranged													
10. Traffic pursuits and stops													
11. All other	1				1	1							1
<b>12. TOTAL (1-11)</b>	<b>4</b>				<b>4</b>	<b>2</b>	<b>1</b>	<b>1</b>					<b>4</b>
13. Number with person injury	2				2								
14. Number without personal injury	2				2								

15. TIME OF ASSAULTS	12 AM	2 AM	4 AM	6 AM	8 AM	10 AM	NOON	2 PM	4 PM	6 PM	8 PM	10 PM	UNK
						2				2			

OFFENSES KNOWN TO LAW ENFORCEMENT

(1) Classification of Offense	(2) Offenses Reported	(3) Unfounded Offenses	(4) Actual Offenses	(5) Offenses Cleared	(6) Juveniles Only
CRIMINAL HOMICIDE					
MURDER/NONNEG MANSLAUGHTER					
MANSLAUGHTER BY NEGLIGENCE					
TOTAL					
FORCIBLE RAPE					
RAPE BY FORCE	2		2	2	
ATTEMPTED FORCIBLE RAPE					
TOTAL	2		2	2	
ROBBERY					
FIREARM	1		1	1	
KNIFE/CUTTING INSTRUMENT					
OTHER DANGEROUS WEAPON					
STRONG-ARM (HANDS, FISTS)	2	1	1		
TOTAL	3	1	2	1	
ASSAULT					
FIREARM					1
KNIFE OR CUTTING INSTRUMENT	1	1			2
OTHER DANGEROUS WEAPON	3		3		1
HANDS, FIST, FEET, AGGRAVATED	13	2	11		7
OTHER ASSAULTS - SIMPLE	39	6	33		46
TOTAL	56	9	47	57	
BURGLARY					
FORCIBLE ENTRY	9		9		4
UNLAWFUL ENTRY - NO FORCE	7		7		2
ATTEMPTED FORCIBLE ENTRY					
TOTAL	16		16		6
LARCENY-THEFT					
THEFT (EX MOTOR VEHICLE)	136	33	103		62
TOTAL	136	33	103		62
MOTOR VEHICLE THEFT					
AUTOS	11	6	5		2
TRUCKS AND BUSES					
OTHER VEHICLES	2		2		
TOTAL	13	6	7		2
<b>GRAND TOTAL</b>	<b>226</b>	<b>49</b>	<b>177</b>	<b>130</b>	



PROPERTY STOLEN BY CLASSIFICATION

CLASSIFICATION OF OFFENSES	NUMBER ACTUAL OFFENSES	VALUE OF PROPERTY STOLEN
MURDER/NONNEG MANSLAUGHTER		
FORCIBLE RAPE	2	
ROBBERY		
HIGHWAY (STREET, ALLEYS, ETC.)	1	\$ 400
COMMERCIAL HOUSE	1	\$ 2,259
GAS OR SERVICE STATION		
CONVENIENCE STORE		
RESIDENCE		
BANK		
MISCELLANEOUS		
TOTAL ROBBERY	2	\$ 2,659
BURGLARY		
RESIDENCE (DWELLING)		
NIGHT (6PM-6AM)	9	\$ 7,660
DAY (6AM-6PM)	5	\$ 4,611
UNKNOWN	1	\$ 700
NON-RESIDENCE (STORE ETC.)		
NIGHT (6PM-6AM)	1	\$ 411
DAY (6AM-6PM)		
UNKNOWN		
TOTAL BURGLARY	16	\$ 13,382
LARCENY-THEFT		
\$200 AND OVER	43	\$ 34,033
\$50 TO \$200	36	\$ 3,899
UNDER \$50	24	\$ 484
TOTAL	103	\$ 38,416
6X. NATURE OF LARCENIES UNDER ITEM 6		
POCKET-PICKING		
PURSE-SNATCHING		
SHOPLIFTING	28	\$ 3,958
FROM MOTOR VEHICLE	11	\$ 7,842
MOTOR VEHICLE PARTS & ACCESSORIES	1	\$ 250
BICYCLES	6	\$ 971
FROM BUILDING(EX C&H)	45	\$ 16,653
FROM COIN-OP MACHINES	1	\$ 20
ALL OTHER	11	\$ 8,722
TOTAL LARCENY	103	\$ 38,416
MOTOR VEHICLE THEFT	7	\$ 45,400
STOLEN & RECOVERED LOCALLY	4	\$ 4,500
STOLEN LOCALLY & RECOVERED OTHER	1	
TOTAL STOLEN OTHER & RECOVERED LOCAL	5	\$ 4,500
STOLEN IN OTHER JURIS & RECOVERED LOCALLY		
TOTAL MOTOR VEHICLE THEFT	7	\$ 45,400
<b>GRAND TOTAL</b>	<b>130</b>	<b>\$ 99,857</b>

PROPERTY BY TYPE AND VALUE

Type of Property (1)	Monetary Value of Property Stolen in Your Jurisdiction	
	STOLEN (2)	RECOVERED (3)
CURRENCY, NOTES, ETC.	\$ 8,367	\$ 1,348
JEWELRY & PRECIOUS METALS	\$ 3,960	\$ 1,180
CLOTHING AND FURS	\$ 1,647	\$ 74
LOCALLY STOLEN MOTOR VEHICLE	\$ 45,400	\$ 13,800
OFFICE EQUIPMENT	\$ 8,048	\$ 2,500
TV, RADIOS, CAMERAS, ETC.	\$ 10,005	\$ 150
FIREARMS	\$ 4,010	\$ 2,530
HOUSEHOLD GOODS	\$ 100	\$ 100
CONSUMABLE GOODS	\$ 5,651	\$ 2,520
LIVESTOCK		
MISCELLANEOUS	\$ 12,669	\$ 1,983
<b>GRAND TOTAL</b>	<b>\$ 99,857</b>	<b>\$ 26,185</b>

AGE, SEX AND RACE OF PERSONS ARRESTED  
18 Years of age and over

CLASSIFICATIONS OF OFFENSES	UCR	SEX	AGE																TOT	RACE						
			18	19	20	21	22	23	24	25 29	30 34	35 39	40 44	45 49	50 54	55 59	60 64	65 OV		WHT	BLK	IND	ASN			
MURDER/NONNEG MANSLAUGHTER	01A	M																								
		F																								
MANSLAUGHTER BY NEGLIGENCE	01B	M																								
		F																								
RAPE BY FORCE	02	M																								
		F																								
ROBBERY	03	M								3											3	3				
		F																								
AGGRAVATED ASSAULT	04	M								4				1	1					6	6					
		F								2										2	2					
BURGLARY	05	M	1	1						3										5	5					
		F							1											1	1					
LARCENY	06	M	5				1			10	5	1	4	1	3				30	29			1			
		F	2	1	1	1	2	2		5		1		1	2	1			19	13	1		5			
MOTOR VEHICLE THEFT	07	M								2									2	2						
		F																								
OTHER ASSAULTS	08	M	1	2	3	1	3	1	2	8	2	1	5	2	3	4			38	26	2		8	2		
		F			1			1		1	1	2							6	4			2			
ARSON	09	M		1				1											2	1			1			
		F																								
FORGERY	10	M					1				1		1					1	4	4						
		F					1												1	1						
FRAUD	11	M			1	1	1						1						4	3			1			
		F		1								1							2			1	1			
EMBEZZLEMENT	12	M																								
		F																								
STOLEN PROPERTY	13	M	1	1						1									3	3						
		F								1									1	1						
VANDALISM	14	M			1	2			1	5	1	1	1		1				13	12			1			
		F	1			1						1							3	1			2			
WEAPONS	15	M			1	1		1	1	1	1	1							7	4			3			
		F							1									1		2	2					
PROSTITUTION	16	M																								
		F																								

AGE, SEX AND RACE OF PERSONS ARRESTED  
18 Years of age and over

CLASSIFICATIONS OF OFFENSES	UCR	SEX	AGE																TOT	RACE			
			18	19	20	21	22	23	24	25 29	30 34	35 39	40 44	45 49	50 54	55 59	60 64	65 OV		WHT	BLK	IND	ASN
SEX OFFENSES	17	M	1	2		1			1					1					6	6			
		F																					
DRUG/SALE/MAN	180	M	2				2			1									5	4		1	
		F																					
NARCOTICS	180a	M					1			1									2	1		1	
		F																					
MARIJUANA	180b	M	2				1												3	3			
		F																					
SYNTHETIC NARC	180c	M																					
		F																					
OTHER/NON-NARC	180d	M																					
		F																					
DRUG/POSSESSIO N	185	M	4	5	1	3	6	1	1	8	5	4		1	1				40	38	1	1	
		F		1	3					4	4	2	1						15	14		1	
NARCOTICS	185e	M	1				3		1	1	1			1					8	8			
		F			1					1									2	2			
MARIJUANA	185f	M	3	4	1	3	3	1		7	4	2			1				29	27	1	1	
		F		1						1	2	1	1						6	5		1	
SYNTHETIC NARC	185g	M									2								2	2			
		F			2					2		1							5	5			
OTHER/NON-NARC	185h	M		1															1	1			
		F										2							2	2			
GAMBLING	19	M																					
		F																					
BOOKMAKING	19a	M																					
		F																					
NUMBERS	19b	M																					
		F																					
OTHER GAMBLING	19c	M																					
		F																					
FAMILY/CHILD	20	M					1			1	3		1						6	6			
		F								1			3						4	2		2	
DRIVING INFLUENCE	21	M		3	3	1	1	4	2	13	5	3	2	4	6		3	1	51	45	1	5	
		F				1	1			5	3	2	3	4	5		1		25	19		6	

AGE, SEX AND RACE OF PERSONS ARRESTED  
18 Years of age and over

CLASSIFICATIONS OF OFFENSES	UCR	SEX	AGE																TOT	RACE			
			18	19	20	21	22	23	24	25 29	30 34	35 39	40 44	45 49	50 54	55 59	60 64	65 OV		WHT	BLK	IND	ASN
LIQUOR LAWS	22	M	18	16	15			1											50	40	1	8	1
		F	8	8	7														23	17		6	
DRUNKENNESS	23	M																					
		F																					
DISORDERLY CONDUCT	24	M				1	1	1	4	6	6	2	4	1	1	1			28	22		5	1
		F				1				2			1		1		1		6	1	1	4	
VAGRANCY	25	M																					
		F																					
ALL OTHER	26	M	13	17	11	10	8	6	16	42	26	15	18	13	24	7	5	3	234	196	10	25	3
		F	2	4	5	7	4	6		14	9	9	6	8	6	4	3	1	88	72	3	12	1
SUSPICION	27	M																					
		F																					
CURFEW	28	M																					
		F																					
TOTAL BY SEX		M	46	48	36	21	25	16	28	108	55	28	37	24	40	12	8	5	537	455	15	60	7
		F	13	15	17	11	8	10		36	19	16	14	13	14	6	4	2	198	150	6	41	1
<b>GRAND TOTAL</b>			<b>59</b>	<b>63</b>	<b>53</b>	<b>32</b>	<b>33</b>	<b>26</b>	<b>28</b>	<b>144</b>	<b>74</b>	<b>44</b>	<b>51</b>	<b>37</b>	<b>54</b>	<b>18</b>	<b>12</b>	<b>7</b>	<b>735</b>	<b>605</b>	<b>21</b>	<b>101</b>	<b>8</b>

AGE, SEX AND RACE OF PERSONS ARRESTED  
under 18 Years of age

CLASSIFICATIONS OF OFFENSES	UCR	SEX	AGE					TOT	RACE				
			Under 10	10-12	13-14	15	16		17	WHT	BLK	IND	ASN
MURDER/NONNEG MANSLAUGHTER	01A	M											
		F											
MANSLAUGHTER BY NEGLIGENCE	01B	M											
		F											
RAPE BY FORCE	02	M											
		F											
ROBBERY	03	M											
		F											
AGGRAVATED ASSAULT	04	M					1	1	1				
		F											
BURGLARY	05	M											
		F											
LARCENY	06	M			2	2	3	1	8	6		2	
		F			2	1			3	3			
MOTOR VEHICLE THEFT	07	M											
		F											
OTHER ASSAULTS	08	M					1	2	3	3			
		F						2	2	2			
ARSON	09	M			1				1			1	
		F											
FORGERY	10	M											
		F											
FRAUD	11	M											
		F											
EMBEZZLEMENT	12	M											
		F											
STOLEN PROPERTY	13	M						1	1	1			
		F											
VANDALISM	14	M					2	1	3	3			
		F											
WEAPONS	15	M											
		F											
PROSTITUTION	16	M											
		F											

AGE, SEX AND RACE OF PERSONS ARRESTED  
under 18 Years of age

CLASSIFICATIONS OF OFFENSES	UCR	SEX	AGE					TOT	RACE				
			Under 10	10-12	13-14	15	16		17	WHT	BLK	IND	ASN
SEX OFFENSES	17	M											
		F											
<b>DRUG/SALE/MAN</b>	180	M				1	1		2	2			
		F											
NARCOTICS	180a	M											
		F											
MARIJUANA	180b	M					1		1	1			
		F											
SYNTHETIC NARC	180c	M											
		F											
OTHER/NON-NARC	180d	M				1			1	1			
		F											
<b>DRUG/POSSESSION</b>	185	M			4	6	6	2	18	17		1	
		F				1	1	5	7	4	1	2	
NARCOTICS	185e	M											
		F											
MARIJUANA	185f	M			3	6	6	2	17	16		1	
		F				1	1	4	6	4	1	1	
SYNTHETIC NARC	185g	M			1				1	1			
		F						1	1			1	
OTHER/NON-NARC	185h	M											
		F											
<b>GAMBLING</b>	19	M											
		F											
BOOKMAKING	19a	M											
		F											
NUMBERS	19b	M											
		F											
OTHER GAMBLING	19c	M											
		F											
FAMILY/CHILD	20	M											
		F											
DRIVING INFLUENCE	21	M											
		F											

AGE, SEX AND RACE OF PERSONS ARRESTED  
under 18 Years of age

CLASSIFICATIONS OF OFFENSES	UCR	SEX	AGE					TOT	RACE				
			Under 10	10-12	13-14	15	16		17	WHT	BLK	IND	ASN
LIQUOR LAWS	22	M				2	6	8	16	15		1	
		F				1	1	15	17	16		1	
DRUNKENNESS	23	M											
		F											
DISORDERLY CONDUCT	24	M											
		F											
VAGRANCY	25	M											
		F											
ALL OTHER	26	M			3		3	2	8	7	1		
		F			1	1	2	4	8	5		2	1
SUSPICION	27	M											
		F											
CURFEW	28	M											
		F											
RUN-AWAYS	29	M											
		F											
TOTAL BY SEX		M			10	11	23	17	61	55	1	5	
		F			3	4	4	26	37	30	1	5	1
<b>GRAND TOTAL</b>					13	15	27	43	98	85	2	10	1



ARSON OFFENSES KNOWN TO LAW ENFORCEMENT

1 Property Classification	2 Offenses Reported or Known to Police (Include Unfounded and attempts)	3 Unfounded, i.e. False or Baseless Complaints	4 Number of Actual Offenses (Column 2 Minus Column 3) (Include Attempts)	5 Total Offenses Cleared by Arrest or Exceptional Means (Include Column 6)	6 Number of Clearances Involving Only Persons Under 18 Years of Age	7 Offenses Where Structures Uninhabited, Abandoned, or not Normally in Use	8 Estimated Value of Property Damage
STRUCTURAL							
A. Single Occupancy Residential: Houses, Townhouses, Duplexes, etc.	5		5			2	\$3,000
B. Other Residential: Apartments, Tenements, Flats, Hotels, Motels, Inns, Dormitories, Boarding Houses, etc.							
C. Storage: Barns, Garages, Warehouses, etc.							
D. Industrial/Manufacturing:							
E. Other Commercial: Stores, Restaurants, Offices, etc.							
F. Community/Public: Churches, Jails, Schools, Colleges, Hospitals, etc.							
G. All Other Structure: Out Buildings, Monuments, Buildings Under Constructions, etc.							
TOTAL	5		5			2	\$3,000
MOBILE							
H. Motor Vehicles: Automobiles, Trucks, Buses, Motorcycles, etc. UCR Definition							
I. Other Mobile Property: Trailers, Recreational Vehicles, Airplanes, Boats, etc.							
TOTAL							
OTHER							
J. TOTAL OTHER Crops, Timber, Fences, Signs, etc.	1		1	1		1	\$10,000
TOTAL	1		1	1		1	\$10,000
<b>GRAND TOTAL</b>	<b>6</b>		<b>6</b>	<b>1</b>		<b>3</b>	<b>\$13,000</b>

LAW ENFORCEMENT OFFICERS KILLED OR ASSAULTED

Type of Activity	Total assaults by weapon	Type of Weapon				Type of Assignment						Officer assaults cleared	
		Firearm	Knife or other cutting instrument	Other dangerous weapon	Hands, fists, feet, etc.	Two-officer vehicle	One-officer vehicle		Detective or special assgn.		Other		
							Alone	Asst	Alone	Ast	Alone		Asst
A	B	C	D	E	F	G	H	I	J	K	L	M	
1. Responding to disturbance calls (family quarrels, person with firearm, etc.)	1				1		1						1
2. Burglaries in progress or pursuing burglary suspects													
3. Robberies in progress or pursuing robbery suspects													
4. Attempting other arrests													
5. Civil disorder (riot, mass disobedience, etc.)													
6. Handling, transporting, custody of prisoners													
7. Investigating suspicious persons or circumstances													
8. Ambush – no warning													
9. Mentally deranged													
10. Traffic pursuits and stops													
11. All other													
<b>12. TOTAL (1-11)</b>	<b>1</b>				<b>1</b>		<b>1</b>						<b>1</b>
13. Number with person injury	1				1								
14. Number without personal injury													

15. TIME OF ASSAULTS	12 AM	2 AM	4 AM	6 AM	8 AM	10 AM	NOON	2 PM	4 PM	6 PM	8 PM	10 PM	UNK
									1				

OFFENSES KNOWN TO LAW ENFORCEMENT

(1) Classification of Offense	(2) Offenses Reported	(3) Unfounded Offenses	(4) Actual Offenses	(5) Offenses Cleared	(6) Juveniles Only
CRIMINAL HOMICIDE					
MURDER/NONNEG MANSLAUGHTER					
MANSLAUGHTER BY NEGLIGENCE					
TOTAL					
FORCIBLE RAPE					
RAPE BY FORCE					
ATTEMPTED FORCIBLE RAPE					
TOTAL					
ROBBERY					
FIREARM					
KNIFE/CUTTING INSTRUMENT					
OTHER DANGEROUS WEAPON					
STRONG-ARM (HANDS, FISTS)					
TOTAL					
ASSAULT					
FIREARM	3		3	1	
KNIFE OR CUTTING INSTRUMENT	5		5	5	2
OTHER DANGEROUS WEAPON					
HANDS, FIST, FEET, AGGRAVATED	4		4	3	
OTHER ASSAULTS - SIMPLE	27		27	20	2
TOTAL	39		39	29	4
BURGLARY					
FORCIBLE ENTRY	14		14	3	1
UNLAWFUL ENTRY - NO FORCE	1		1		
ATTEMPTED FORCIBLE ENTRY					
TOTAL	15		15	3	1
LARCENY-THEFT					
THEFT (EX MOTOR VEHICLE)	85		85	6	2
TOTAL	85		85	6	2
MOTOR VEHICLE THEFT					
AUTOS	6		6	3	
TRUCKS AND BUSES					
OTHER VEHICLES					
TOTAL	6		6	3	
<b>GRAND TOTAL</b>	<b>145</b>		<b>145</b>	<b>41</b>	<b>7</b>

PROPERTY STOLEN BY CLASSIFICATION

CLASSIFICATION OF OFFENSES	NUMBER ACTUAL OFFENSES	VALUE OF PROPERTY STOLEN
MURDER/NONNEG MANSLAUGHTER		
FORCIBLE RAPE		
ROBBERY		
HIGHWAY (STREET, ALLEYS, ETC.)		
COMMERCIAL HOUSE		
GAS OR SERVICE STATION		
CONVENIENCE STORE		
RESIDENCE		
BANK		
MISCELLANEOUS		
TOTAL ROBBERY		
BURGLARY		
RESIDENCE (DWELLING)		
NIGHT (6PM-6AM)	3	\$ 5,220
DAY (6AM-6PM)	6	\$ 600
UNKNOWN		
NON-RESIDENCE (STORE ETC.)		
NIGHT (6PM-6AM)	6	\$ 5,950
DAY (6AM-6PM)		
UNKNOWN		
TOTAL BURGLARY	15	\$ 11,770
LARCENY-THEFT		
\$200 AND OVER	26	\$ 25,704
\$50 TO \$200	31	\$ 3,365
UNDER \$50	28	\$ 555
TOTAL	85	\$ 29,624
6X. NATURE OF LARCENIES UNDER ITEM 6		
POCKET-PICKING		
PURSE-SNATCHING		
SHOPLIFTING	3	\$ 9
FROM MOTOR VEHICLE	23	\$ 2,089
MOTOR VEHICLE PARTS & ACCESSORIES	1	\$ 400
BICYCLES	10	\$ 1,800
FROM BUILDING(EX C&H)	28	\$ 10,502
FROM COIN-OP MACHINES		
ALL OTHER	20	\$ 14,824
TOTAL LARCENY	85	\$ 29,624
MOTOR VEHICLE THEFT	6	\$ 15,200
STOLEN & RECOVERED LOCALLY	5	
STOLEN LOCALLY & RECOVERED OTHER		
TOTAL STOLEN OTHER & RECOVERED LOCAL	5	
STOLEN IN OTHER JURIS & RECOVERED LOCALLY		
TOTAL MOTOR VEHICLE THEFT	6	\$ 15,200
<b>GRAND TOTAL</b>	<b>106</b>	<b>\$ 56,594</b>

PROPERTY BY TYPE AND VALUE

Type of Property (1)	Monetary Value of Property Stolen in Your Jurisdiction	
	STOLEN (2)	RECOVERED (3)
CURRENCY, NOTES, ETC.	\$ 4,869	
JEWELRY & PRECIOUS METALS	\$ 310	
CLOTHING AND FURS	\$ 265	\$ 35
LOCALLY STOLEN MOTOR VEHICLE	\$ 15,900	\$ 13,700
OFFICE EQUIPMENT	\$ 3,200	
TV, RADIOS, CAMERAS, ETC.	\$ 5,850	\$ 1,000
FIREARMS	\$ 4,400	\$ 1,200
HOUSEHOLD GOODS		
CONSUMABLE GOODS	\$ 1,640	\$ 1
LIVESTOCK		
MISCELLANEOUS	\$ 20,160	\$ 5,650
<b>GRAND TOTAL</b>	<b>\$ 56,594</b>	<b>\$ 21,586</b>

AGE, SEX AND RACE OF PERSONS ARRESTED  
18 Years of age and over

CLASSIFICATIONS OF OFFENSES	UCR	SEX	AGE																	TOT	RACE														
			18	19	20	21	22	23	24	25 29	30 34	35 39	40 44	45 49	50 54	55 59	60 64	65 OV	WHT		BLK	IND	ASN												
MURDER/NONNEG MANSLAUGHTER	01A	M																																	
		F																																	
MANSLAUGHTER BY NEGLIGENCE	01B	M																																	
		F																																	
RAPE BY FORCE	02	M																																	
		F																																	
ROBBERY	03	M																																	
		F																																	
AGGRAVATED ASSAULT	04	M					1	1		1			1	3																		7	6		1
		F																																	
BURGLARY	05	M						1	2																							3	3		
		F																																	
LARCENY	06	M	1										2																			3	2		1
		F					1									1																	2	2	
MOTOR VEHICLE THEFT	07	M		1		1		1																								3	1		2
		F								1																							1	1	
OTHER ASSAULTS	08	M					1		2	1	1	3	2	2																		12	8		4
		F							1	2			2						1														6	4	
ARSON	09	M																																	
		F																																	
FORGERY	10	M																																	
		F																																	
FRAUD	11	M																																	
		F					1																										1	1	
EMBEZZLEMENT	12	M																																	
		F																																	
STOLEN PROPERTY	13	M																																	
		F																																	
VANDALISM	14	M								1	1																					2	1		1
		F																																	
WEAPONS	15	M																																	
		F																																	
PROSTITUTION	16	M																																	
		F																																	

AGE, SEX AND RACE OF PERSONS ARRESTED  
18 Years of age and over

CLASSIFICATIONS OF OFFENSES	UCR	SEX	AGE																	TOT	RACE				
			18	19	20	21	22	23	24	25 29	30 34	35 39	40 44	45 49	50 54	55 59	60 64	65 OV	WHT		BLK	IND	ASN		
SEX OFFENSES	17	M																							
		F																							
DRUG/SALE/MAN	180	M										1		1							2	2			
		F																							
NARCOTICS	180a	M										1		1							2	2			
		F																							
MARIJUANA	180b	M																							
		F																							
SYNTHETIC NARC	180c	M																							
		F																							
OTHER/NON-NARC	180d	M																							
		F																							
DRUG/POSSESSION	185	M																							
		F																							
NARCOTICS	185e	M																							
		F																							
MARIJUANA	185f	M																							
		F																							
SYNTHETIC NARC	185g	M																							
		F																							
OTHER/NON-NARC	185h	M																							
		F																							
GAMBLING	19	M																							
		F																							
BOOKMAKING	19a	M																							
		F																							
NUMBERS	19b	M																							
		F																							
OTHER GAMBLING	19c	M																							
		F																							
FAMILY/CHILD	20	M											1								1	1			
		F																							
DRIVING INFLUENCE	21	M	1						1	1		1	1		1	1	1				8	7		1	
		F								1			2								3	3			

AGE, SEX AND RACE OF PERSONS ARRESTED  
18 Years of age and over

CLASSIFICATIONS OF OFFENSES	UCR	SEX	AGE																TOT	RACE			
			18	19	20	21	22	23	24	25 29	30 34	35 39	40 44	45 49	50 54	55 59	60 64	65 OV		WHT	BLK	IND	ASN
LIQUOR LAWS	22	M		3	2				1				1					7	6	1			
		F	1		1													2	2				
DRUNKENNESS	23	M																					
		F																					
DISORDERLY CONDUCT	24	M							2	1	1		4	2			1	11	7	1	3		
		F							1		1			1				3	1		2		
VAGRANCY	25	M																					
		F																					
ALL OTHER	26	M	1	3		1		1	3	5	1	2	2	4	3			1	27	25	1	1	
		F				1	1			1				2					5	4		1	
SUSPICION	27	M																					
		F																					
CURFEW	28	M																					
		F																					
TOTAL BY SEX		M	3	7	2	2	2	4	11	10	4	7	14	12	4	1	2	1	86	69	3	14	
		F	1		1	1	3		2	5	1		4	3	1		1		23	18		5	
<b>GRAND TOTAL</b>			4	7	3	3	5	4	13	15	5	7	18	15	5	1	3	1	109	87	3	19	



AGE, SEX AND RACE OF PERSONS ARRESTED  
under 18 Years of age

CLASSIFICATIONS OF OFFENSES	UCR	SEX	AGE						TOT	RACE			
			Under 10	10-12	13-14	15	16	17		WHT	BLK	IND	ASN
MURDER/NONNEG MANSLAUGHTER	01A	M											
		F											
MANSLAUGHTER BY NEGLIGENCE	01B	M											
		F											
RAPE BY FORCE	02	M											
		F											
ROBBERY	03	M											
		F											
AGGRAVATED ASSAULT	04	M		1	1				2	2			
		F											
BURGLARY	05	M					1		1	1			
		F											
LARCENY	06	M			1		1		2	2			
		F											
MOTOR VEHICLE THEFT	07	M											
		F											
OTHER ASSAULTS	08	M						2	2	2			
		F											
ARSON	09	M											
		F											
FORGERY	10	M											
		F											
FRAUD	11	M											
		F											
EMBEZZLEMENT	12	M											
		F											
STOLEN PROPERTY	13	M											
		F											
VANDALISM	14	M			3	1		1	5	3		2	
		F											
WEAPONS	15	M											
		F											
PROSTITUTION	16	M											
		F											

AGE, SEX AND RACE OF PERSONS ARRESTED  
under 18 Years of age

CLASSIFICATIONS OF OFFENSES	UCR	SEX	AGE						TOT	RACE			
			Under 10	10-12	13-14	15	16	17		WHT	BLK	IND	ASN
SEX OFFENSES	17	M											
		F											
<b>DRUG/SALE/MAN</b>	180	M											
		F											
NARCOTICS	180a	M											
		F											
MARIJUANA	180b	M											
		F											
SYNTHETIC NARC	180c	M											
		F											
OTHER/NON-NARC	180d	M											
		F											
<b>DRUG/POSSESSION</b>	185	M											
		F											
NARCOTICS	185e	M											
		F											
MARIJUANA	185f	M											
		F											
SYNTHETIC NARC	185g	M											
		F											
OTHER/NON-NARC	185h	M											
		F											
<b>GAMBLING</b>	19	M											
		F											
BOOKMAKING	19a	M											
		F											
NUMBERS	19b	M											
		F											
OTHER GAMBLING	19c	M											
		F											
FAMILY/CHILD	20	M											
		F											
DRIVING INFLUENCE	21	M						1	1			1	
		F											

AGE, SEX AND RACE OF PERSONS ARRESTED  
under 18 Years of age

CLASSIFICATIONS OF OFFENSES	UCR	SEX	AGE						TOT	RACE			
			Under 10	10-12	13-14	15	16	17		WHT	BLK	IND	ASN
LIQUOR LAWS	22	M				3	1	3	7	6		1	
		F											
DRUNKENNESS	23	M											
		F											
DISORDERLY CONDUCT	24	M											
		F											
VAGRANCY	25	M											
		F											
ALL OTHER	26	M			1	2		1	4	3		1	
		F											
SUSPICION	27	M											
		F											
CURFEW	28	M											
		F											
RUN-AWAYS	29	M											
		F											
TOTAL BY SEX		M		1	6	6	3	8	24	19		5	
		F											
<b>GRAND TOTAL</b>				1	6	6	3	8	24	19		5	

ARSON OFFENSES KNOWN TO LAW ENFORCEMENT

1 Property Classification	2 Offenses Reported or Known to Police (Include Unfounded and attempts)	3 Unfounded, i.e. False or Baseless Complaints	4 Number of Actual Offenses (Column 2 Minus Column 3) (Include Attempts)	5 Total Offenses Cleared by Arrest or Exceptional Means (Include Column 6)	6 Number of Clearances Involving Only Persons Under 18 Years of Age	7 Offenses Where Structures Uninhabited, Abandoned, or not Normally in Use	8 Estimated Value of Property Damage
STRUCTURAL							
A. Single Occupancy Residential: Houses, Townhouses, Duplexes, etc.							
B. Other Residential: Apartments, Tenements, Flats, Hotels, Motels, Inns, Dormitories, Boarding Houses, etc.							
C. Storage: Barns, Garages, Warehouses, etc.							
D. Industrial/Manufacturing:							
E. Other Commercial: Stores, Restaurants, Offices, etc.							
F. Community/Public: Churches, Jails, Schools, Colleges, Hospitals, etc.							
G. All Other Structure: Out Buildings, Monuments, Buildings Under Constructions, etc.							
TOTAL							
MOBILE							
H. Motor Vehicles: Automobiles, Trucks, Buses, Motorcycles, etc. UCR Definition							
I. Other Mobile Property: Trailers, Recreational Vehicles, Airplanes, Boats, etc.							
TOTAL							
OTHER							
J. TOTAL OTHER Crops, Timber, Fences, Signs, etc.							
TOTAL							
<b>GRAND TOTAL</b>							

LAW ENFORCEMENT OFFICERS KILLED OR ASSAULTED

Type of Activity	Total assaults by weapon	Type of Weapon				Type of Assignment						Officer assaults cleared	
		Firearm	Knife or other cutting instrument	Other dangerous weapon	Hands, fists, feet, etc.	Two-officer vehicle	One-officer vehicle		Detective or special assgn.		Other		
							Alone	Asst	Alone	Ast	Alone		Asst
A	B	C	D	E	F	G	H	I	J	K	L	M	
1. Responding to disturbance calls (family quarrels, person with firearm, etc.)													
2. Burglaries in progress or pursuing burglary suspects													
3. Robberies in progress or pursuing robbery suspects													
4. Attempting other arrests													
5. Civil disorder (riot, mass disobedience, etc.)													
6. Handling, transporting, custody of prisoners													
7. Investigating suspicious persons or circumstances													
8. Ambush – no warning													
9. Mentally deranged													
10. Traffic pursuits and stops													
11. All other	1	1					1						1
<b>12. TOTAL (1-11)</b>	<b>1</b>	<b>1</b>					<b>1</b>						<b>1</b>
13. Number with person injury													
14. Number without personal injury	1	1											

15. TIME OF ASSAULTS	12 AM	2 AM	4 AM	6 AM	8 AM	10 AM	NOON	2 PM	4 PM	6 PM	8 PM	10 PM	UNK
										1			

OFFENSES KNOWN TO LAW ENFORCEMENT

(1) Classification of Offense	(2) Offenses Reported	(3) Unfounded Offenses	(4) Actual Offenses	(5) Offenses Cleared	(6) Juveniles Only
CRIMINAL HOMICIDE					
MURDER/NONNEG MANSLAUGHTER					
MANSLAUGHTER BY NEGLIGENCE					
TOTAL					
FORCIBLE RAPE					
RAPE BY FORCE	1		1	1	
ATTEMPTED FORCIBLE RAPE	2		2	1	
TOTAL	3		3	2	
ROBBERY					
FIREARM					
KNIFE/CUTTING INSTRUMENT					
OTHER DANGEROUS WEAPON					
STRONG-ARM (HANDS, FISTS)					
TOTAL					
ASSAULT					
FIREARM					
KNIFE OR CUTTING INSTRUMENT					
OTHER DANGEROUS WEAPON					
HANDS, FIST, FEET, AGGRAVATED	31		31	22	
OTHER ASSAULTS - SIMPLE	39		39	21	1
TOTAL	70		70	43	1
BURGLARY					
FORCIBLE ENTRY					
UNLAWFUL ENTRY - NO FORCE					
ATTEMPTED FORCIBLE ENTRY					
TOTAL					
LARCENY-THEFT					
THEFT (EX MOTOR VEHICLE)					
TOTAL					
MOTOR VEHICLE THEFT					
AUTOS	1		1	1	
TRUCKS AND BUSES					
OTHER VEHICLES					
TOTAL	1		1	1	
<b>GRAND TOTAL</b>	<b>74</b>		<b>74</b>	<b>46</b>	<b>1</b>

PROPERTY STOLEN BY CLASSIFICATION

CLASSIFICATION OF OFFENSES	NUMBER ACTUAL OFFENSES	VALUE OF PROPERTY STOLEN
MURDER/NONNEG MANSLAUGHTER		
FORCIBLE RAPE	2	
ROBBERY		
HIGHWAY (STREET, ALLEYS, ETC.)		
COMMERCIAL HOUSE		
GAS OR SERVICE STATION		
CONVENIENCE STORE		
RESIDENCE		
BANK		
MISCELLANEOUS		
TOTAL ROBBERY		
BURGLARY		
RESIDENCE (DWELLING)		
NIGHT (6PM-6AM)		
DAY (6AM-6PM)		
UNKNOWN		
NON-RESIDENCE (STORE ETC.)		
NIGHT (6PM-6AM)		
DAY (6AM-6PM)		
UNKNOWN		
TOTAL BURGLARY		
LARCENY-THEFT		
\$200 AND OVER		
\$50 TO \$200		
UNDER \$50		
TOTAL		
6X. NATURE OF LARCENIES UNDER ITEM 6		
POCKET-PICKING		
PURSE-SNATCHING		
SHOPLIFTING		
FROM MOTOR VEHICLE		
MOTOR VEHICLE PARTS & ACCESSORIES		
BICYCLES		
FROM BUILDING(EX C&H)		
FROM COIN-OP MACHINES		
ALL OTHER		
TOTAL LARCENY		
MOTOR VEHICLE THEFT	1	
STOLEN & RECOVERED LOCALLY	1	
STOLEN LOCALLY & RECOVERED OTHER		
TOTAL STOLEN OTHER & RECOVERED LOCAL	1	
STOLEN IN OTHER JURIS & RECOVERED LOCALLY		
TOTAL MOTOR VEHICLE THEFT	1	
<b>GRAND TOTAL</b>	<b>3</b>	

PROPERTY BY TYPE AND VALUE

Type of Property (1)	Monetary Value of Property Stolen in Your Jurisdiction	
	STOLEN (2)	RECOVERED (3)
CURRENCY, NOTES, ETC.		
JEWELRY & PRECIOUS METALS		
CLOTHING AND FURS		
LOCALLY STOLEN MOTOR VEHICLE		
OFFICE EQUIPMENT		
TV, RADIOS, CAMERAS, ETC.		
FIREARMS		
HOUSEHOLD GOODS		
CONSUMABLE GOODS		
LIVESTOCK		
MISCELLANEOUS		
<b>GRAND TOTAL</b>		



AGE, SEX AND RACE OF PERSONS ARRESTED  
18 Years of age and over

CLASSIFICATIONS OF OFFENSES	UCR	SEX	AGE																TOT	RACE			
			18	19	20	21	22	23	24	25 29	30 34	35 39	40 44	45 49	50 54	55 59	60 64	65 OV		WHT	BLK	IND	ASN
MURDER/NONNEG MANSLAUGHTER	01A	M																					
		F																					
MANSLAUGHTER BY NEGLIGENCE	01B	M																					
		F																					
RAPE BY FORCE	02	M								1		1							2			2	
		F																					
ROBBERY	03	M																					
		F																					
AGGRAVATED ASSAULT	04	M					1		1	4	4	3	4			1			18			18	
		F							2	2	2	2	1						9			9	
BURGLARY	05	M																					
		F																					
LARCENY	06	M																					
		F																					
MOTOR VEHICLE THEFT	07	M																					
		F																					
OTHER ASSAULTS	08	M			1					3	6	1		1	1	1			14	1		13	
		F								2	6	4	1		1				14	1		13	
ARSON	09	M																					
		F																					
FORGERY	10	M																					
		F																					
FRAUD	11	M																					
		F												1					1			1	
EMBEZZLEMENT	12	M																					
		F													1				1			1	
STOLEN PROPERTY	13	M																					
		F																					
VANDALISM	14	M													1				1			1	
		F																					
WEAPONS	15	M																					
		F																					
PROSTITUTION	16	M																					
		F																					

AGE, SEX AND RACE OF PERSONS ARRESTED  
18 Years of age and over

CLASSIFICATIONS OF OFFENSES	UCR	SEX	AGE																	TOT	RACE			
			18	19	20	21	22	23	24	25-29	30-34	35-39	40-44	45-49	50-54	55-59	60-64	65 OV	WHT		BLK	IND	ASN	
SEX OFFENSES	17	M																	1	1			1	
		F																						
DRUG/SALE/MAN	180	M																						
		F																						
NARCOTICS	180a	M																						
		F																						
MARIJUANA	180b	M																						
		F																						
SYNTHETIC NARC	180c	M																						
		F																						
OTHER/NON-NARC	180d	M																						
		F																						
DRUG/POSSESSION	185	M																						
		F																						
NARCOTICS	185e	M																						
		F																						
MARIJUANA	185f	M																						
		F																						
SYNTHETIC NARC	185g	M																						
		F																						
OTHER/NON-NARC	185h	M																						
		F																						
GAMBLING	19	M																						
		F																						
BOOKMAKING	19a	M																						
		F																						
NUMBERS	19b	M																						
		F																						
OTHER GAMBLING	19c	M																						
		F																						
FAMILY/CHILD	20	M																						
		F																						
DRIVING INFLUENCE	21	M																						3
		F																						

AGE, SEX AND RACE OF PERSONS ARRESTED  
18 Years of age and over

CLASSIFICATIONS OF OFFENSES	UCR	SEX	AGE																TOT	RACE									
			18	19	20	21	22	23	24	25 29	30 34	35 39	40 44	45 49	50 54	55 59	60 64	65 OV		WHT	BLK	IND	ASN						
LIQUOR LAWS	22	M																											
		F																											
DRUNKENNESS	23	M																											
		F										1											1					1	
DISORDERLY CONDUCT	24	M								1	5		3	2	2	3						16						16	
		F										3	5	1	1							10						10	
VAGRANCY	25	M																											
		F																											
ALL OTHER	26	M			1							1	1									3						3	
		F										1										1						1	
SUSPICION	27	M																											
		F														1						1						1	
CURFEW	28	M																											
		F																											
TOTAL BY SEX		M			2		1		1	9	16	8	9	3	4	5					58	1					57		
		F								4	13	11	4	3	3						38	1					37		
GRAND TOTAL					2		1		1	13	29	19	13	6	7	5				96	2					94			

AGE, SEX AND RACE OF PERSONS ARRESTED  
under 18 Years of age

CLASSIFICATIONS OF OFFENSES	UCR	SEX	AGE					TOT	RACE				
			Under 10	10-12	13-14	15	16		17	WHT	BLK	IND	ASN
MURDER/NONNEG MANSLAUGHTER	01A	M											
		F											
MANSLAUGHTER BY NEGLIGENCE	01B	M											
		F											
RAPE BY FORCE	02	M											
		F											
ROBBERY	03	M											
		F											
AGGRAVATED ASSAULT	04	M											
		F											
BURGLARY	05	M											
		F											
LARCENY	06	M											
		F											
MOTOR VEHICLE THEFT	07	M											
		F											
OTHER ASSAULTS	08	M				1	1	2			2		
		F			1			1			1		
ARSON	09	M											
		F											
FORGERY	10	M											
		F											
FRAUD	11	M											
		F											
EMBEZZLEMENT	12	M											
		F											
STOLEN PROPERTY	13	M											
		F											
VANDALISM	14	M											
		F											
WEAPONS	15	M											
		F											
PROSTITUTION	16	M											
		F											

AGE, SEX AND RACE OF PERSONS ARRESTED  
under 18 Years of age

CLASSIFICATIONS OF OFFENSES	UCR	SEX	AGE						TOT	RACE			
			Under 10	10-12	13-14	15	16	17		WHT	BLK	IND	ASN
SEX OFFENSES	17	M											
		F											
<b>DRUG/SALE/MAN</b>	180	M											
		F											
NARCOTICS	180a	M											
		F											
MARIJUANA	180b	M											
		F											
SYNTHETIC NARC	180c	M											
		F											
OTHER/NON-NARC	180d	M											
		F											
<b>DRUG/POSSESSION</b>	185	M											
		F											
NARCOTICS	185e	M											
		F											
MARIJUANA	185f	M											
		F											
SYNTHETIC NARC	185g	M											
		F											
OTHER/NON-NARC	185h	M											
		F											
<b>GAMBLING</b>	19	M											
		F											
BOOKMAKING	19a	M											
		F											
NUMBERS	19b	M											
		F											
OTHER GAMBLING	19c	M											
		F											
FAMILY/CHILD	20	M											
		F											
DRIVING INFLUENCE	21	M											
		F											

AGE, SEX AND RACE OF PERSONS ARRESTED  
under 18 Years of age

CLASSIFICATIONS OF OFFENSES	UCR	SEX	AGE					TOT	RACE				
			Under 10	10-12	13-14	15	16		17	WHT	BLK	IND	ASN
LIQUOR LAWS	22	M											
		F											
DRUNKENNESS	23	M				1		1			1		
		F											
DISORDERLY CONDUCT	24	M											
		F											
VAGRANCY	25	M											
		F											
ALL OTHER	26	M											
		F											
SUSPICION	27	M											
		F											
CURFEW	28	M			1		3	4			4		
		F											
RUN-AWAYS	29	M											
		F											
TOTAL BY SEX		M			1	2	4	7			7		
		F			1			1			1		
<b>GRAND TOTAL</b>					2	2	4	8			8		

ARSON OFFENSES KNOWN TO LAW ENFORCEMENT

1 Property Classification	2 Offenses Reported or Known to Police (Include Unfounded and attempts)	3 Unfounded, i.e. False or Baseless Complaints	4 Number of Actual Offenses (Column 2 Minus Column 3) (Include Attempts)	5 Total Offenses Cleared by Arrest or Exceptional Means (Include Column 6)	6 Number of Clearances Involving Only Persons Under 18 Years of Age	7 Offenses Where Structures Uninhabited, Abandoned, or not Normally in Use	8 Estimated Value of Property Damage
STRUCTURAL							
A. Single Occupancy Residential: Houses, Townhouses, Duplexes, etc.							
B. Other Residential: Apartments, Tenements, Flats, Hotels, Motels, Inns, Dormitories, Boarding Houses, etc.							
C. Storage: Barns, Garages, Warehouses, etc.							
D. Industrial/Manufacturing:							
E. Other Commercial: Stores, Restaurants, Offices, etc.							
F. Community/Public: Churches, Jails, Schools, Colleges, Hospitals, etc.							
G. All Other Structure: Out Buildings, Monuments, Buildings Under Constructions, etc.							
TOTAL							
MOBILE							
H. Motor Vehicles: Automobiles, Trucks, Buses, Motorcycles, etc. UCR Definition							
I. Other Mobile Property: Trailers, Recreational Vehicles, Airplanes, Boats, etc.							
TOTAL							
OTHER							
J. TOTAL OTHER Crops, Timber, Fences, Signs, etc.							
TOTAL							
<b>GRAND TOTAL</b>							

LAW ENFORCEMENT OFFICERS KILLED OR ASSAULTED

Type of Activity	Total assaults by weapon	Type of Weapon				Type of Assignment						Officer assaults cleared	
		Firearm	Knife or other cutting instrument	Other dangerous weapon	Hands, fists, feet, etc.	Two-officer vehicle	One-officer vehicle		Detective or special assgn.		Other		
							Alone	Asst	Alone	Ast	Alone		Asst
A	B	C	D	E	F	G	H	I	J	K	L	M	
1. Responding to disturbance calls (family quarrels, person with firearm, etc.)													
2. Burglaries in progress or pursuing burglary suspects													
3. Robberies in progress or pursuing robbery suspects													
4. Attempting other arrests													
5. Civil disorder (riot, mass disobedience, etc.)													
6. Handling, transporting, custody of prisoners													
7. Investigating suspicious persons or circumstances													
8. Ambush – no warning													
9. Mentally deranged													
10. Traffic pursuits and stops													
11. All other													
<b>12. TOTAL (1-11)</b>													
13. Number with person injury													
14. Number without personal injury													

15. TIME OF ASSAULTS	12 AM	2 AM	4 AM	6 AM	8 AM	10 AM	NOON	2 PM	4 PM	6 PM	8 PM	10 PM	UNK



OFFENSES KNOWN TO LAW ENFORCEMENT

(1) Classification of Offense	(2) Offenses Reported	(3) Unfounded Offenses	(4) Actual Offenses	(5) Offenses Cleared	(6) Juveniles Only
CRIMINAL HOMICIDE					
MURDER/NONNEG MANSLAUGHTER					
MANSLAUGHTER BY NEGLIGENCE					
TOTAL					
FORCIBLE RAPE					
RAPE BY FORCE					
ATTEMPTED FORCIBLE RAPE					
TOTAL					
ROBBERY					
FIREARM					
KNIFE/CUTTING INSTRUMENT	1		1		
OTHER DANGEROUS WEAPON					
STRONG-ARM (HANDS, FISTS)					
TOTAL	1		1		
ASSAULT					
FIREARM					
KNIFE OR CUTTING INSTRUMENT	1		1	1	
OTHER DANGEROUS WEAPON					
HANDS, FIST, FEET, AGGRAVATED					
OTHER ASSAULTS - SIMPLE	37		37	23	
TOTAL	38		38	24	
BURGLARY					
FORCIBLE ENTRY	4	1	3	1	
UNLAWFUL ENTRY - NO FORCE	2		2		
ATTEMPTED FORCIBLE ENTRY	1		1		
TOTAL	7	1	6	1	
LARCENY-THEFT					
THEFT (EX MOTOR VEHICLE)	69	1	68	7	
TOTAL	69	1	68	7	
MOTOR VEHICLE THEFT					
AUTOS	2		2		
TRUCKS AND BUSES					
OTHER VEHICLES					
TOTAL	2		2		
<b>GRAND TOTAL</b>	<b>117</b>	<b>2</b>	<b>115</b>	<b>32</b>	

PROPERTY STOLEN BY CLASSIFICATION

CLASSIFICATION OF OFFENSES	NUMBER ACTUAL OFFENSES	VALUE OF PROPERTY STOLEN
MURDER/NONNEG MANSLAUGHTER		
FORCIBLE RAPE		
ROBBERY		
HIGHWAY (STREET, ALLEYS, ETC.)		
COMMERCIAL HOUSE		
GAS OR SERVICE STATION		
CONVENIENCE STORE		
RESIDENCE	1	\$ 1,300
BANK		
MISCELLANEOUS		
TOTAL ROBBERY	1	\$ 1,300
BURGLARY		
RESIDENCE (DWELLING)		
NIGHT (6PM-6AM)	1	
DAY (6AM-6PM)	1	
UNKNOWN		
NON-RESIDENCE (STORE ETC.)		
NIGHT (6PM-6AM)	3	\$ 500
DAY (6AM-6PM)	1	
UNKNOWN		
TOTAL BURGLARY	6	\$ 500
LARCENY-THEFT		
\$200 AND OVER	20	\$ 69,814
\$50 TO \$200	5	\$ 565
UNDER \$50	43	\$ 32
TOTAL	68	\$ 70,411
6X. NATURE OF LARCENIES UNDER ITEM 6		
POCKET-PICKING		
PURSE-SNATCHING		
SHOPLIFTING	1	\$ 8
FROM MOTOR VEHICLE	12	\$ 5,300
MOTOR VEHICLE PARTS & ACCESSORIES		
BICYCLES	2	
FROM BUILDING(EX C&H)	14	\$ 2,801
FROM COIN-OP MACHINES		
ALL OTHER	39	\$ 62,302
TOTAL LARCENY	68	\$ 70,411
MOTOR VEHICLE THEFT	2	\$ 8,000
STOLEN & RECOVERED LOCALLY		
STOLEN LOCALLY & RECOVERED OTHER		
TOTAL STOLEN OTHER & RECOVERED LOCAL		
STOLEN IN OTHER JURIS & RECOVERED LOCALLY		
TOTAL MOTOR VEHICLE THEFT	2	\$ 8,000
<b>GRAND TOTAL</b>	<b>77</b>	<b>\$ 80,211</b>

PROPERTY BY TYPE AND VALUE

Type of Property (1)	Monetary Value of Property Stolen in Your Jurisdiction	
	STOLEN (2)	RECOVERED (3)
CURRENCY, NOTES, ETC.	\$ 4,383	
JEWELRY & PRECIOUS METALS	\$ 25,000	
CLOTHING AND FURS	\$ 2	
LOCALLY STOLEN MOTOR VEHICLE	\$ 8,994	
OFFICE EQUIPMENT	\$ 200	
TV, RADIOS, CAMERAS, ETC.	\$ 500	
FIREARMS	\$ 1,300	
HOUSEHOLD GOODS		
CONSUMABLE GOODS	\$ 278	\$ 8
LIVESTOCK		
MISCELLANEOUS	\$ 39,554	\$ 321
<b>GRAND TOTAL</b>	<b>\$ 80,211</b>	<b>\$ 329</b>

AGE, SEX AND RACE OF PERSONS ARRESTED  
18 Years of age and over

CLASSIFICATIONS OF OFFENSES	UCR	SEX	AGE																TOT	RACE			
			18	19	20	21	22	23	24	25 29	30 34	35 39	40 44	45 49	50 54	55 59	60 64	65 OV		WHT	BLK	IND	ASN
MURDER/NONNEG MANSLAUGHTER	01A	M																					
		F																					
MANSLAUGHTER BY NEGLIGENCE	01B	M										1							1	1			
		F																					
RAPE BY FORCE	02	M																					
		F																					
ROBBERY	03	M					1												1	1			
		F																					
AGGRAVATED ASSAULT	04	M									2								2	2			
		F							1										1		1		
BURGLARY	05	M																					
		F																					
LARCENY	06	M	1									1							2	2			
		F	1							1	1			1					4	4			
MOTOR VEHICLE THEFT	07	M																					
		F																					
OTHER ASSAULTS	08	M	1	1				3		6	1	3	4	1	2	1			23	19		4	
		F								2		2	1			1			6	3		3	
ARSON	09	M																					
		F																					
FORGERY	10	M		1															1	1			
		F																					
FRAUD	11	M																					
		F																					
EMBEZZLEMENT	12	M																					
		F																					
STOLEN PROPERTY	13	M																					
		F																					
VANDALISM	14	M	1	1		1		1	1	1	1		1			1			9	6		2 1	
		F								1									1	1			
WEAPONS	15	M																					
		F							1										1			1	
PROSTITUTION	16	M																					
		F																					

AGE, SEX AND RACE OF PERSONS ARRESTED  
18 Years of age and over

CLASSIFICATIONS OF OFFENSES	UCR	SEX	AGE																	TOT	RACE							
			18	19	20	21	22	23	24	25 29	30 34	35 39	40 44	45 49	50 54	55 59	60 64	65 OV	WHT		BLK	IND	ASN					
SEX OFFENSES	17	M																										
		F																										
DRUG/SALE/MAN	180	M																										
		F																										
NARCOTICS	180a	M																										
		F																										
MARIJUANA	180b	M																										
		F																										
SYNTHETIC NARC	180c	M																										
		F																										
OTHER/NON-NARC	180d	M																										
		F																										
DRUG/POSSESSION	185	M									2							2				4	4					
		F									1											1	1					
NARCOTICS	185e	M																										
		F																										
MARIJUANA	185f	M									2							2				4	4					
		F									1											1	1					
SYNTHETIC NARC	185g	M																										
		F																										
OTHER/NON-NARC	185h	M																										
		F																										
GAMBLING	19	M																										
		F																										
BOOKMAKING	19a	M																										
		F																										
NUMBERS	19b	M																										
		F																										
OTHER GAMBLING	19c	M																										
		F																										
FAMILY/CHILD	20	M																										
		F																					1				1	
DRIVING INFLUENCE	21	M		1		1				3	4	1	2				2	2			16	15			1			
		F										2						1			3	2			1			

AGE, SEX AND RACE OF PERSONS ARRESTED  
18 Years of age and over

CLASSIFICATIONS OF OFFENSES	UCR	SEX	AGE																TOT	RACE			
			18	19	20	21	22	23	24	25 29	30 34	35 39	40 44	45 49	50 54	55 59	60 64	65 OV		WHT	BLK	IND	ASN
LIQUOR LAWS	22	M	5	4	4													13	6		7		
		F		1	1														2	1		1	
DRUNKENNESS	23	M																					
		F																					
DISORDERLY CONDUCT	24	M		2					3			3						8	6		2		
		F																					
VAGRANCY	25	M																					
		F																					
ALL OTHER	26	M	1				1	2	9	5	1	1	5	3		1		29	22	2	5		
		F					1	1	5			1			1			9	6		3		
SUSPICION	27	M																					
		F																					
CURFEW	28	M																					
		F																					
TOTAL BY SEX		M	9	10	4	2	1	7	1	24	11	7	13	6	5	6	3	109	85	2	21	1	
		F	1	1	1		1	1	1	11	3	3	2	1		3		29	18		11		
<b>GRAND TOTAL</b>			<b>10</b>	<b>11</b>	<b>5</b>	<b>2</b>	<b>2</b>	<b>8</b>	<b>2</b>	<b>35</b>	<b>14</b>	<b>10</b>	<b>15</b>	<b>7</b>	<b>5</b>	<b>9</b>	<b>3</b>	<b>138</b>	<b>103</b>	<b>2</b>	<b>32</b>	<b>1</b>	

AGE, SEX AND RACE OF PERSONS ARRESTED  
under 18 Years of age

CLASSIFICATIONS OF OFFENSES	UCR	SEX	AGE					TOT	RACE			
			Under 10	10-12	13-14	15	16		17	WHT	BLK	IND
MURDER/NONNEG MANSLAUGHTER	01A	M										
		F										
MANSLAUGHTER BY NEGLIGENCE	01B	M										
		F										
RAPE BY FORCE	02	M										
		F										
ROBBERY	03	M										
		F										
AGGRAVATED ASSAULT	04	M										
		F										
BURGLARY	05	M										
		F										
LARCENY	06	M										
		F					1		1	1		
MOTOR VEHICLE THEFT	07	M										
		F										
OTHER ASSAULTS	08	M										
		F										
ARSON	09	M										
		F										
FORGERY	10	M										
		F										
FRAUD	11	M										
		F										
EMBEZZLEMENT	12	M										
		F										
STOLEN PROPERTY	13	M										
		F										
VANDALISM	14	M										
		F										
WEAPONS	15	M										
		F										
PROSTITUTION	16	M										
		F										

AGE, SEX AND RACE OF PERSONS ARRESTED  
under 18 Years of age

CLASSIFICATIONS OF OFFENSES	UCR	SEX	AGE						TOT	RACE			
			Under 10	10-12	13-14	15	16	17		WHT	BLK	IND	ASN
SEX OFFENSES	17	M											
		F											
<b>DRUG/SALE/MAN</b>	180	M				1	1		2	1		1	
		F				1	2		3	3			
NARCOTICS	180a	M											
		F											
MARIJUANA	180b	M				1	1		2	1		1	
		F				1	2		3	3			
SYNTHETIC NARC	180c	M											
		F											
OTHER/NON-NARC	180d	M											
		F											
<b>DRUG/POSSESSION</b>	185	M			1				1	1			
		F				1	1		2	2			
NARCOTICS	185e	M											
		F											
MARIJUANA	185f	M			1				1	1			
		F				1	1		2	2			
SYNTHETIC NARC	185g	M											
		F											
OTHER/NON-NARC	185h	M											
		F											
<b>GAMBLING</b>	19	M											
		F											
BOOKMAKING	19a	M											
		F											
NUMBERS	19b	M											
		F											
OTHER GAMBLING	19c	M											
		F											
FAMILY/CHILD	20	M											
		F											
DRIVING INFLUENCE	21	M											
		F											



AGE, SEX AND RACE OF PERSONS ARRESTED  
under 18 Years of age

CLASSIFICATIONS OF OFFENSES	UCR	SEX	AGE						TOT	RACE			
			Under 10	10-12	13-14	15	16	17		WHT	BLK	IND	ASN
LIQUOR LAWS	22	M				1			1			1	
		F		1	1		2	1	5	5			
DRUNKENNESS	23	M											
		F											
DISORDERLY CONDUCT	24	M											
		F											
VAGRANCY	25	M											
		F											
ALL OTHER	26	M											
		F											
SUSPICION	27	M											
		F											
CURFEW	28	M											
		F											
RUN-AWAYS	29	M											
		F											
TOTAL BY SEX		M			1	2	1		4	2		2	
		F		1	1	2	6	1	11	11			
<b>GRAND TOTAL</b>				1	2	4	7	1	15	13		2	

ARSON OFFENSES KNOWN TO LAW ENFORCEMENT

1 Property Classification	2 Offenses Reported or Known to Police (Include Unfounded and attempts)	3 Unfounded, i.e. False or Baseless Complaints	4 Number of Actual Offenses (Column 2 Minus Column 3) (Include Attempts)	5 Total Offenses Cleared by Arrest or Exceptional Means (Include Column 6)	6 Number of Clearances Involving Only Persons Under 18 Years of Age	7 Offenses Where Structures Uninhabited, Abandoned, or not Normally in Use	8 Estimated Value of Property Damage
STRUCTURAL							
A. Single Occupancy Residential: Houses, Townhouses, Duplexes, etc.							
B. Other Residential: Apartments, Tenements, Flats, Hotels, Motels, Inns, Dormitories, Boarding Houses, etc.							
C. Storage: Barns, Garages, Warehouses, etc.							
D. Industrial/Manufacturing:							
E. Other Commercial: Stores, Restaurants, Offices, etc.							
F. Community/Public: Churches, Jails, Schools, Colleges, Hospitals, etc.							
G. All Other Structure: Out Buildings, Monuments, Buildings Under Constructions, etc.							
TOTAL							
MOBILE							
H. Motor Vehicles: Automobiles, Trucks, Buses, Motorcycles, etc. UCR Definition							
I. Other Mobile Property: Trailers, Recreational Vehicles, Airplanes, Boats, etc.							
TOTAL							
OTHER							
J. TOTAL OTHER Crops, Timber, Fences, Signs, etc.							
TOTAL							
<b>GRAND TOTAL</b>							

LAW ENFORCEMENT OFFICERS KILLED OR ASSAULTED

Type of Activity	Total assaults by weapon	Type of Weapon				Type of Assignment						Officer assaults cleared	
		Firearm	Knife or other cutting instrument	Other dangerous weapon	Hands, fists, feet, etc.	Two-officer vehicle	One-officer vehicle		Detective or special assgn.		Other		
							Alone	Asst	Alone	Ast	Alone		Asst
A	B	C	D	E	F	G	H	I	J	K	L	M	
1. Responding to disturbance calls (family quarrels, person with firearm, etc.)													
2. Burglaries in progress or pursuing burglary suspects													
3. Robberies in progress or pursuing robbery suspects													
4. Attempting other arrests													
5. Civil disorder (riot, mass disobedience, etc.)													
6. Handling, transporting, custody of prisoners													
7. Investigating suspicious persons or circumstances													
8. Ambush – no warning													
9. Mentally deranged													
10. Traffic pursuits and stops													
11. All other													
<b>12. TOTAL (1-11)</b>													
13. Number with person injury													
14. Number without personal injury													

15. TIME OF ASSAULTS	12 AM	2 AM	4 AM	6 AM	8 AM	10 AM	NOON	2 PM	4 PM	6 PM	8 PM	10 PM	UNK

OFFENSES KNOWN TO LAW ENFORCEMENT

(1) Classification of Offense	(2) Offenses Reported	(3) Unfounded Offenses	(4) Actual Offenses	(5) Offenses Cleared	(6) Juveniles Only
CRIMINAL HOMICIDE					
MURDER/NONNEG MANSLAUGHTER					
MANSLAUGHTER BY NEGLIGENCE					
TOTAL					
FORCIBLE RAPE					
RAPE BY FORCE	1		1		
ATTEMPTED FORCIBLE RAPE					
TOTAL	1		1		
ROBBERY					
FIREARM	1		1	1	
KNIFE/CUTTING INSTRUMENT					
OTHER DANGEROUS WEAPON					
STRONG-ARM (HANDS, FISTS)					
TOTAL	1		1	1	
ASSAULT					
FIREARM	3		3	3	
KNIFE OR CUTTING INSTRUMENT	2		2	2	
OTHER DANGEROUS WEAPON	2		2	1	
HANDS, FIST, FEET, AGGRAVATED	3		3	3	1
OTHER ASSAULTS - SIMPLE	41	1	40	31	2
TOTAL	51	1	50	40	3
BURGLARY					
FORCIBLE ENTRY	3		3	2	
UNLAWFUL ENTRY - NO FORCE	13		13	3	1
ATTEMPTED FORCIBLE ENTRY	1		1		
TOTAL	17		17	5	1
LARCENY-THEFT					
THEFT (EX MOTOR VEHICLE)	129	9	120	27	4
TOTAL	129	9	120	27	4
MOTOR VEHICLE THEFT					
AUTOS	5		5	1	1
TRUCKS AND BUSES	2	1	1		
OTHER VEHICLES					
TOTAL	7	1	6	1	1
<b>GRAND TOTAL</b>	<b>206</b>	<b>11</b>	<b>195</b>	<b>74</b>	<b>9</b>

PROPERTY STOLEN BY CLASSIFICATION

CLASSIFICATION OF OFFENSES	NUMBER ACTUAL OFFENSES	VALUE OF PROPERTY STOLEN
MURDER/NONNEG MANSLAUGHTER		
FORCIBLE RAPE	1	
ROBBERY		
HIGHWAY (STREET, ALLEYS, ETC.)		
COMMERCIAL HOUSE		
GAS OR SERVICE STATION		
CONVENIENCE STORE		
RESIDENCE		
BANK		
MISCELLANEOUS	1	
TOTAL ROBBERY	1	
BURGLARY		
RESIDENCE (DWELLING)		
NIGHT (6PM-6AM)	1	\$ 200
DAY (6AM-6PM)	4	\$ 4,601
UNKNOWN	2	\$ 2,205
NON-RESIDENCE (STORE ETC.)		
NIGHT (6PM-6AM)	4	\$ 2,700
DAY (6AM-6PM)	5	\$ 1,149
UNKNOWN	1	\$ 596
TOTAL BURGLARY	17	\$ 11,451
LARCENY-THEFT		
\$200 AND OVER	49	\$ 69,867
\$50 TO \$200	37	\$ 3,220
UNDER \$50	34	\$ 481
TOTAL	120	\$ 73,568
6X. NATURE OF LARCENIES UNDER ITEM 6		
POCKET-PICKING	1	
PURSE-SNATCHING		
SHOPLIFTING	17	\$ 1,554
FROM MOTOR VEHICLE	18	\$ 6,758
MOTOR VEHICLE PARTS & ACCESSORIES	1	\$ 25
BICYCLES	26	\$ 6,275
FROM BUILDING(EX C&H)	30	\$ 45,054
FROM COIN-OP MACHINES		
ALL OTHER	27	\$ 13,902
TOTAL LARCENY	120	\$ 73,568
MOTOR VEHICLE THEFT	6	\$ 14,000
STOLEN & RECOVERED LOCALLY	5	
STOLEN LOCALLY & RECOVERED OTHER		
TOTAL STOLEN OTHER & RECOVERED LOCAL	5	
STOLEN IN OTHER JURIS & RECOVERED LOCALLY		
TOTAL MOTOR VEHICLE THEFT	6	\$ 14,000
<b>GRAND TOTAL</b>	<b>145</b>	<b>\$ 99,019</b>

PROPERTY BY TYPE AND VALUE

Type of Property (1)	Monetary Value of Property Stolen in Your Jurisdiction	
	STOLEN (2)	RECOVERED (3)
CURRENCY, NOTES, ETC.	\$ 6,248	
JEWELRY & PRECIOUS METALS	\$ 20,000	
CLOTHING AND FURS	\$ 1,845	\$ 735
LOCALLY STOLEN MOTOR VEHICLE	\$ 14,000	\$ 14,000
OFFICE EQUIPMENT	\$ 1,300	
TV, RADIOS, CAMERAS, ETC.	\$ 5,024	\$ 95
FIREARMS	\$ 8,050	
HOUSEHOLD GOODS	\$ 110	
CONSUMABLE GOODS	\$ 1,448	\$ 8
LIVESTOCK		
MISCELLANEOUS	\$ 40,994	\$ 5,783
<b>GRAND TOTAL</b>	<b>\$ 99,019</b>	<b>\$ 20,621</b>

AGE, SEX AND RACE OF PERSONS ARRESTED  
18 Years of age and over

CLASSIFICATIONS OF OFFENSES	UCR	SEX	AGE																TOT	RACE							
			18	19	20	21	22	23	24	25 29	30 34	35 39	40 44	45 49	50 54	55 59	60 64	65 OV		WHT	BLK	IND	ASN				
MURDER/NONNEG MANSLAUGHTER	01A	M																									
		F																									
MANSLAUGHTER BY NEGLIGENCE	01B	M																									
		F																									
RAPE BY FORCE	02	M																									
		F																									
ROBBERY	03	M									1											1			1		
		F																									
AGGRAVATED ASSAULT	04	M					1	1				1	1								4	3		1			
		F								1		2									3	1		1	1		
BURGLARY	05	M					1				1										2	1		1			
		F											1								1			1			
LARCENY	06	M				1		1		1	1	1									5	4		1			
		F		1			1		1	1	1	1									6	4		2			
MOTOR VEHICLE THEFT	07	M																									
		F																									
OTHER ASSAULTS	08	M			1				3	3	7	2	2	4	3		2			27	15			12			
		F	1				1			1	2	1		1	1					8	3			5			
ARSON	09	M																									
		F																									
FORGERY	10	M																									
		F																									
FRAUD	11	M																									
		F																									
EMBEZZLEMENT	12	M																									
		F																									
STOLEN PROPERTY	13	M																									
		F																									
VANDALISM	14	M			1				1			2	1							5	3			2			
		F					1													1	1						
WEAPONS	15	M								2	1									3	2			1			
		F																									
PROSTITUTION	16	M																									
		F																									

AGE, SEX AND RACE OF PERSONS ARRESTED  
18 Years of age and over

CLASSIFICATIONS OF OFFENSES	UCR	SEX	AGE																	TOT	RACE				
			18	19	20	21	22	23	24	25 29	30 34	35 39	40 44	45 49	50 54	55 59	60 64	65 OV	WHT		BLK	IND	ASN		
SEX OFFENSES	17	M	1			1							1							3				3	
		F																							
DRUG/SALE/MAN	180	M																							
		F							1	1										2	1			1	
NARCOTICS	180a	M																							
		F																							
MARIJUANA	180b	M																							
		F																							
SYNTHETIC NARC	180c	M																							
		F							1	1										2	1			1	
OTHER/NON-NARC	180d	M																							
		F																							
DRUG/POSSESSIO N	185	M							1		4	3	2	1						11	7			2	2
		F																							
NARCOTICS	185e	M																							
		F																							
MARIJUANA	185f	M							1		4	3	2							10	7			2	1
		F																							
SYNTHETIC NARC	185g	M												1						1					1
		F																							
OTHER/NON-NARC	185h	M																							
		F																							
GAMBLING	19	M																							
		F																							
BOOKMAKING	19a	M																							
		F																							
NUMBERS	19b	M																							
		F																							
OTHER GAMBLING	19c	M																							
		F																							
FAMILY/CHILD	20	M																							
		F																							
DRIVING INFLUENCE	21	M			1	2	1			2	4	2	2	3	2	1	1	1		22	17			5	
		F				1	1	1		2	1	1	1	1	1		1			11	9			2	



AGE, SEX AND RACE OF PERSONS ARRESTED  
18 Years of age and over

CLASSIFICATIONS OF OFFENSES	UCR	SEX	AGE															TOT	RACE				
			18	19	20	21	22	23	24	25 29	30 34	35 39	40 44	45 49	50 54	55 59	60 64		65 OV	WHT	BLK	IND	ASN
LIQUOR LAWS	22	M	6	4						2	4	9	1	8	2		2		38	11		26	1
		F	2	2	2					1			1						8	3		4	1
DRUNKENNESS	23	M																					
		F																					
DISORDERLY CONDUCT	24	M				2		1	2	6	7	1		7	2		1		29	19	1	9	
		F										1	1		1				3	3			
VAGRANCY	25	M																					
		F																					
ALL OTHER	26	M		1	1	14	3	1	5	12	24	8	7	10	9	2	1	4	102	60		41	1
		F		3		2	2		1	10	7	4	3		2				34	16		18	
SUSPICION	27	M																					
		F																					
CURFEW	28	M																					
		F																					
TOTAL BY SEX		M	7	5	4	20	6	4	12	28	54	30	16	33	18	3	7	5	252	142	1	105	4
		F	3	6	2	3	6	1	2	17	12	10	7	2	5		1		77	41		34	2
<b>GRAND TOTAL</b>			<b>10</b>	<b>11</b>	<b>6</b>	<b>23</b>	<b>12</b>	<b>5</b>	<b>14</b>	<b>45</b>	<b>66</b>	<b>40</b>	<b>23</b>	<b>35</b>	<b>23</b>	<b>3</b>	<b>8</b>	<b>5</b>	<b>329</b>	<b>183</b>	<b>1</b>	<b>139</b>	<b>6</b>

AGE, SEX AND RACE OF PERSONS ARRESTED  
under 18 Years of age

CLASSIFICATIONS OF OFFENSES	UCR	SEX	AGE					TOT	RACE				
			Under 10	10-12	13-14	15	16		17	WHT	BLK	IND	ASN
MURDER/NONNEG MANSLAUGHTER	01A	M											
		F											
MANSLAUGHTER BY NEGLIGENCE	01B	M											
		F											
RAPE BY FORCE	02	M											
		F											
ROBBERY	03	M											
		F											
AGGRAVATED ASSAULT	04	M											
		F											
BURGLARY	05	M					1		1	1			
		F											
LARCENY	06	M					1	1	2	1		1	
		F						1	1			1	
MOTOR VEHICLE THEFT	07	M											
		F			3				3			3	
OTHER ASSAULTS	08	M						1	1	1			
		F											
ARSON	09	M											
		F											
FORGERY	10	M											
		F											
FRAUD	11	M											
		F											
EMBEZZLEMENT	12	M											
		F											
STOLEN PROPERTY	13	M											
		F											
VANDALISM	14	M											
		F											
WEAPONS	15	M											
		F											
PROSTITUTION	16	M											
		F											

AGE, SEX AND RACE OF PERSONS ARRESTED  
under 18 Years of age

CLASSIFICATIONS OF OFFENSES	UCR	SEX	AGE						TOT	RACE			
			Under 10	10-12	13-14	15	16	17		WHT	BLK	IND	ASN
SEX OFFENSES	17	M			1			1	2	1		1	
		F						1	1	1			
<b>DRUG/SALE/MAN</b>	180	M											
		F											
NARCOTICS	180a	M											
		F											
MARIJUANA	180b	M											
		F											
SYNTHETIC NARC	180c	M											
		F											
OTHER/NON-NARC	180d	M											
		F											
<b>DRUG/POSSESSION</b>	185	M				1			1				1
		F				1		2	3	2		1	
NARCOTICS	185e	M											
		F											
MARIJUANA	185f	M				1			1				1
		F				1		2	3	2		1	
SYNTHETIC NARC	185g	M											
		F											
OTHER/NON-NARC	185h	M											
		F											
<b>GAMBLING</b>	19	M											
		F											
BOOKMAKING	19a	M											
		F											
NUMBERS	19b	M											
		F											
OTHER GAMBLING	19c	M											
		F											
FAMILY/CHILD	20	M											
		F											
DRIVING INFLUENCE	21	M											
		F											

AGE, SEX AND RACE OF PERSONS ARRESTED  
under 18 Years of age

CLASSIFICATIONS OF OFFENSES	UCR	SEX	AGE					TOT	RACE				
			Under 10	10-12	13-14	15	16		17	WHT	BLK	IND	ASN
LIQUOR LAWS	22	M			1	2	3	4	10	5	1	2	2
		F			3	2	2	1	8	3		5	
DRUNKENNESS	23	M						1	1			1	
		F											
DISORDERLY CONDUCT	24	M											
		F											
VAGRANCY	25	M											
		F											
ALL OTHER	26	M			1				1	1			
		F			1				1	1			
SUSPICION	27	M											
		F											
CURFEW	28	M			1		1		2	1		1	
		F			6	1	1	1	9	3		6	
RUN-AWAYS	29	M											
		F											
TOTAL BY SEX		M			4	3	6	8	21	11	1	6	3
		F			13	4	3	6	26	10		16	
<b>GRAND TOTAL</b>					17	7	9	14	47	21	1	22	3

ARSON OFFENSES KNOWN TO LAW ENFORCEMENT

1 Property Classification	2 Offenses Reported or Known to Police (Include Unfounded and attempts)	3 Unfounded, i.e. False or Baseless Complaints	4 Number of Actual Offenses (Column 2 Minus Column 3) (Include Attempts)	5 Total Offenses Cleared by Arrest or Exceptional Means (Include Column 6)	6 Number of Clearances Involving Only Persons Under 18 Years of Age	7 Offenses Where Structures Uninhabited, Abandoned, or not Normally in Use	8 Estimated Value of Property Damage
STRUCTURAL							
A. Single Occupancy Residential: Houses, Townhouses, Duplexes, etc.							
B. Other Residential: Apartments, Tenements, Flats, Hotels, Motels, Inns, Dormitories, Boarding Houses, etc.							
C. Storage: Barns, Garages, Warehouses, etc.							
D. Industrial/Manufacturing:							
E. Other Commercial: Stores, Restaurants, Offices, etc.							
F. Community/Public: Churches, Jails, Schools, Colleges, Hospitals, etc.							
G. All Other Structure: Out Buildings, Monuments, Buildings Under Constructions, etc.							
TOTAL							
MOBILE							
H. Motor Vehicles: Automobiles, Trucks, Buses, Motorcycles, etc. UCR Definition							
I. Other Mobile Property: Trailers, Recreational Vehicles, Airplanes, Boats, etc.							
TOTAL							
OTHER							
J. TOTAL OTHER Crops, Timber, Fences, Signs, etc.							
TOTAL							
<b>GRAND TOTAL</b>							

LAW ENFORCEMENT OFFICERS KILLED OR ASSAULTED

Type of Activity	Total assaults by weapon	Type of Weapon				Type of Assignment						Officer assaults cleared	
		Firearm	Knife or other cutting instrument	Other dangerous weapon	Hands, fists, feet, etc.	Two-officer vehicle	One-officer vehicle		Detective or special assgn.		Other		
							Alone	Asst	Alone	Ast	Alone		Asst
A	B	C	D	E	F	G	H	I	J	K	L	M	
1. Responding to disturbance calls (family quarrels, person with firearm, etc.)	1				1			1					1
2. Burglaries in progress or pursuing burglary suspects													
3. Robberies in progress or pursuing robbery suspects													
4. Attempting other arrests	2				2	1		1					2
5. Civil disorder (riot, mass disobedience, etc.)	1				1			1					1
6. Handling, transporting, custody of prisoners													
7. Investigating suspicious persons or circumstances													
8. Ambush – no warning													
9. Mentally deranged													
10. Traffic pursuits and stops													
11. All other													
<b>12. TOTAL (1-11)</b>	<b>4</b>				<b>4</b>	<b>1</b>	<b>1</b>	<b>2</b>					<b>4</b>
13. Number with person injury	2				2								
14. Number without personal injury	2				2								

15. TIME OF ASSAULTS	12 AM	2 AM	4 AM	6 AM	8 AM	10 AM	NOON	2 PM	4 PM	6 PM	8 PM	10 PM	UNK
	1										2	1	

OFFENSES KNOWN TO LAW ENFORCEMENT

(1) Classification of Offense	(2) Offenses Reported	(3) Unfounded Offenses	(4) Actual Offenses	(5) Offenses Cleared	(6) Juveniles Only
CRIMINAL HOMICIDE					
MURDER/NONNEG MANSLAUGHTER					
MANSLAUGHTER BY NEGLIGENCE					
TOTAL					
FORCIBLE RAPE					
RAPE BY FORCE					
ATTEMPTED FORCIBLE RAPE					
TOTAL					
ROBBERY					
FIREARM					
KNIFE/CUTTING INSTRUMENT					
OTHER DANGEROUS WEAPON					
STRONG-ARM (HANDS, FISTS)					
TOTAL					
ASSAULT					
FIREARM					
KNIFE OR CUTTING INSTRUMENT	1		1		
OTHER DANGEROUS WEAPON					
HANDS, FIST, FEET, AGGRAVATED	1		1	1	
OTHER ASSAULTS - SIMPLE	1		1	1	
TOTAL	3		3	2	
BURGLARY					
FORCIBLE ENTRY	1	1			
UNLAWFUL ENTRY - NO FORCE					
ATTEMPTED FORCIBLE ENTRY					
TOTAL	1	1			
LARCENY-THEFT					
THEFT (EX MOTOR VEHICLE)	23	4	19	1	
TOTAL	23	4	19	1	
MOTOR VEHICLE THEFT					
AUTOS					
TRUCKS AND BUSES					
OTHER VEHICLES					
TOTAL					
<b>GRAND TOTAL</b>	<b>27</b>	<b>5</b>	<b>22</b>	<b>3</b>	

PROPERTY STOLEN BY CLASSIFICATION

CLASSIFICATION OF OFFENSES	NUMBER ACTUAL OFFENSES	VALUE OF PROPERTY STOLEN
MURDER/NONNEG MANSLAUGHTER		
FORCIBLE RAPE		
ROBBERY		
HIGHWAY (STREET, ALLEYS, ETC.)		
COMMERCIAL HOUSE		
GAS OR SERVICE STATION		
CONVENIENCE STORE		
RESIDENCE		
BANK		
MISCELLANEOUS		
TOTAL ROBBERY		
BURGLARY		
RESIDENCE (DWELLING)		
NIGHT (6PM-6AM)		
DAY (6AM-6PM)		
UNKNOWN		
NON-RESIDENCE (STORE ETC.)		
NIGHT (6PM-6AM)		
DAY (6AM-6PM)		
UNKNOWN		
TOTAL BURGLARY		
LARCENY-THEFT		
\$200 AND OVER	11	\$ 46,250
\$50 TO \$200	7	\$ 771
UNDER \$50	1	\$ 25
TOTAL	19	\$ 47,046
6X. NATURE OF LARCENIES UNDER ITEM 6		
POCKET-PICKING		
PURSE-SNATCHING	2	\$ 1,820
SHOPLIFTING	5	\$ 40,693
FROM MOTOR VEHICLE		
MOTOR VEHICLE PARTS & ACCESSORIES		
BICYCLES		
FROM BUILDING(EX C&H)		
FROM COIN-OP MACHINES		
ALL OTHER	12	\$ 4,533
TOTAL LARCENY	19	\$ 47,046
MOTOR VEHICLE THEFT		
STOLEN & RECOVERED LOCALLY		
STOLEN LOCALLY & RECOVERED OTHER		
TOTAL STOLEN OTHER & RECOVERED LOCAL		
STOLEN IN OTHER JURIS & RECOVERED LOCALLY		
TOTAL MOTOR VEHICLE THEFT		
<b>GRAND TOTAL</b>	<b>19</b>	<b>\$ 47,046</b>



PROPERTY BY TYPE AND VALUE

Type of Property (1)	Monetary Value of Property Stolen in Your Jurisdiction	
	STOLEN (2)	RECOVERED (3)
CURRENCY, NOTES, ETC.	\$ 3,120	
JEWELRY & PRECIOUS METALS	\$ 40,000	\$ 46,109
CLOTHING AND FURS	\$ 213	
LOCALLY STOLEN MOTOR VEHICLE		
OFFICE EQUIPMENT		
TV, RADIOS, CAMERAS, ETC.	\$ 2,755	\$ 650
FIREARMS		
HOUSEHOLD GOODS		
CONSUMABLE GOODS		
LIVESTOCK		
MISCELLANEOUS	\$ 958	
<b>GRAND TOTAL</b>	<b>\$ 47,046</b>	<b>\$ 46,759</b>

AGE, SEX AND RACE OF PERSONS ARRESTED  
18 Years of age and over

CLASSIFICATIONS OF OFFENSES	UCR	SEX	AGE																TOT	RACE			
			18	19	20	21	22	23	24	25 29	30 34	35 39	40 44	45 49	50 54	55 59	60 64	65 OV		WHT	BLK	IND	ASN
MURDER/NONNEG MANSLAUGHTER	01A	M																					
		F																					
MANSLAUGHTER BY NEGLIGENCE	01B	M																					
		F																					
RAPE BY FORCE	02	M																					
		F																					
ROBBERY	03	M																					
		F																					
AGGRAVATED ASSAULT	04	M								1									1	1			
		F																					
BURGLARY	05	M																					
		F																					
LARCENY	06	M																					
		F																					
MOTOR VEHICLE THEFT	07	M																					
		F																					
OTHER ASSAULTS	08	M										1							1	1			
		F												1					1	1			
ARSON	09	M																					
		F																					
FORGERY	10	M																					
		F																					
FRAUD	11	M																					
		F																					
EMBEZZLEMENT	12	M																					
		F																					
STOLEN PROPERTY	13	M																					
		F																					
VANDALISM	14	M																					
		F																					
WEAPONS	15	M																					
		F																					
PROSTITUTION	16	M																					
		F																					

AGE, SEX AND RACE OF PERSONS ARRESTED  
18 Years of age and over

CLASSIFICATIONS OF OFFENSES	UCR	SEX	AGE																	TOT	RACE				
			18	19	20	21	22	23	24	25-29	30-34	35-39	40-44	45-49	50-54	55-59	60-64	65 OV	WHT		BLK	IND	ASN		
SEX OFFENSES	17	M																							
		F																							
DRUG/SALE/MAN	180	M																							
		F																							
NARCOTICS	180a	M																							
		F																							
MARIJUANA	180b	M																							
		F																							
SYNTHETIC NARC	180c	M																							
		F																							
OTHER/NON-NARC	180d	M																							
		F																							
DRUG/POSSESSION	185	M																							
		F																							
NARCOTICS	185e	M																							
		F																							
MARIJUANA	185f	M																							
		F																							
SYNTHETIC NARC	185g	M																							
		F																							
OTHER/NON-NARC	185h	M																							
		F																							
GAMBLING	19	M																							
		F																							
BOOKMAKING	19a	M																							
		F																							
NUMBERS	19b	M																							
		F																							
OTHER GAMBLING	19c	M																							
		F																							
FAMILY/CHILD	20	M																							
		F																							
DRIVING INFLUENCE	21	M									1	1							1	3	2			1	
		F																							

AGE, SEX AND RACE OF PERSONS ARRESTED  
18 Years of age and over

CLASSIFICATIONS OF OFFENSES	UCR	SEX	AGE																	TOT	RACE			
			18	19	20	21	22	23	24	25 29	30 34	35 39	40 44	45 49	50 54	55 59	60 64	65 OV	WHT		BLK	IND	ASN	
LIQUOR LAWS	22	M																						
		F																						
DRUNKENNESS	23	M																						
		F																						
DISORDERLY CONDUCT	24	M											1							1	1			
		F																						
VAGRANCY	25	M																						
		F																						
ALL OTHER	26	M																						
		F												1						1	1			
SUSPICION	27	M																						
		F																						
CURFEW	28	M																						
		F																						
TOTAL BY SEX		M								1	2		2						1	6	5		1	
		F													2					2	2			
<b>GRAND TOTAL</b>										1	2		2	2				1	8	7		1		

AGE, SEX AND RACE OF PERSONS ARRESTED  
under 18 Years of age

CLASSIFICATIONS OF OFFENSES	UCR	SEX	AGE					TOT	RACE			
			Under 10	10-12	13-14	15	16		17	WHT	BLK	IND
MURDER/NONNEG MANSLAUGHTER	01A	M										
		F										
MANSLAUGHTER BY NEGLIGENCE	01B	M										
		F										
RAPE BY FORCE	02	M										
		F										
ROBBERY	03	M										
		F										
AGGRAVATED ASSAULT	04	M										
		F										
BURGLARY	05	M										
		F										
LARCENY	06	M										
		F										
MOTOR VEHICLE THEFT	07	M										
		F										
OTHER ASSAULTS	08	M										
		F										
ARSON	09	M										
		F										
FORGERY	10	M										
		F										
FRAUD	11	M										
		F										
EMBEZZLEMENT	12	M										
		F										
STOLEN PROPERTY	13	M										
		F										
VANDALISM	14	M										
		F										
WEAPONS	15	M										
		F										
PROSTITUTION	16	M										
		F										

AGE, SEX AND RACE OF PERSONS ARRESTED  
under 18 Years of age

CLASSIFICATIONS OF OFFENSES	UCR	SEX	AGE						TOT	RACE			
			Under 10	10-12	13-14	15	16	17		WHT	BLK	IND	ASN
SEX OFFENSES	17	M											
		F											
<b>DRUG/SALE/MAN</b>	180	M											
		F											
NARCOTICS	180a	M											
		F											
MARIJUANA	180b	M											
		F											
SYNTHETIC NARC	180c	M											
		F											
OTHER/NON-NARC	180d	M											
		F											
<b>DRUG/POSSESSION</b>	185	M											
		F											
NARCOTICS	185e	M											
		F											
MARIJUANA	185f	M											
		F											
SYNTHETIC NARC	185g	M											
		F											
OTHER/NON-NARC	185h	M											
		F											
<b>GAMBLING</b>	19	M											
		F											
BOOKMAKING	19a	M											
		F											
NUMBERS	19b	M											
		F											
OTHER GAMBLING	19c	M											
		F											
FAMILY/CHILD	20	M											
		F											
DRIVING INFLUENCE	21	M											
		F											

AGE, SEX AND RACE OF PERSONS ARRESTED  
under 18 Years of age

CLASSIFICATIONS OF OFFENSES	UCR	SEX	AGE						TOT	RACE			
			Under 10	10-12	13-14	15	16	17		WHT	BLK	IND	ASN
LIQUOR LAWS	22	M											
		F											
DRUNKENNESS	23	M											
		F											
DISORDERLY CONDUCT	24	M											
		F											
VAGRANCY	25	M											
		F											
ALL OTHER	26	M											
		F											
SUSPICION	27	M											
		F											
CURFEW	28	M											
		F											
RUN-AWAYS	29	M											
		F											
TOTAL BY SEX		M											
		F											
GRAND TOTAL													

ARSON OFFENSES KNOWN TO LAW ENFORCEMENT

1 Property Classification	2 Offenses Reported or Known to Police (Include Unfounded and attempts)	3 Unfounded, i.e. False or Baseless Complaints	4 Number of Actual Offenses (Column 2 Minus Column 3) (Include Attempts)	5 Total Offenses Cleared by Arrest or Exceptional Means (Include Column 6)	6 Number of Clearances Involving Only Persons Under 18 Years of Age	7 Offenses Where Structures Uninhabited, Abandoned, or not Normally in Use	8 Estimated Value of Property Damage
STRUCTURAL							
A. Single Occupancy Residential: Houses, Townhouses, Duplexes, etc.							
B. Other Residential: Apartments, Tenements, Flats, Hotels, Motels, Inns, Dormitories, Boarding Houses, etc.							
C. Storage: Barns, Garages, Warehouses, etc.							
D. Industrial/Manufacturing:							
E. Other Commercial: Stores, Restaurants, Offices, etc.							
F. Community/Public: Churches, Jails, Schools, Colleges, Hospitals, etc.							
G. All Other Structure: Out Buildings, Monuments, Buildings Under Constructions, etc.							
TOTAL							
MOBILE							
H. Motor Vehicles: Automobiles, Trucks, Buses, Motorcycles, etc. UCR Definition							
I. Other Mobile Property: Trailers, Recreational Vehicles, Airplanes, Boats, etc.							
TOTAL							
OTHER							
J. TOTAL OTHER Crops, Timber, Fences, Signs, etc.							
TOTAL							
<b>GRAND TOTAL</b>							



LAW ENFORCEMENT OFFICERS KILLED OR ASSAULTED

Type of Activity	Total assaults by weapon	Type of Weapon				Type of Assignment						Officer assaults cleared	
		Firearm	Knife or other cutting instrument	Other dangerous weapon	Hands, fists, feet, etc.	Two-officer vehicle	One-officer vehicle		Detective or special assgn.		Other		
							Alone	Asst	Alone	Ast	Alone		Asst
A	B	C	D	E	F	G	H	I	J	K	L	M	
1. Responding to disturbance calls (family quarrels, person with firearm, etc.)													
2. Burglaries in progress or pursuing burglary suspects													
3. Robberies in progress or pursuing robbery suspects													
4. Attempting other arrests													
5. Civil disorder (riot, mass disobedience, etc.)													
6. Handling, transporting, custody of prisoners													
7. Investigating suspicious persons or circumstances													
8. Ambush – no warning													
9. Mentally deranged													
10. Traffic pursuits and stops													
11. All other													
<b>12. TOTAL (1-11)</b>													
13. Number with person injury													
14. Number without personal injury													
15. TIME OF ASSAULTS	12 AM	2 AM	4 AM	6 AM	8 AM	10 AM	NOON	2 PM	4 PM	6 PM	8 PM	10 PM	UNK

OFFENSES KNOWN TO LAW ENFORCEMENT

(1) Classification of Offense	(2) Offenses Reported	(3) Unfounded Offenses	(4) Actual Offenses	(5) Offenses Cleared	(6) Juveniles Only
CRIMINAL HOMICIDE					
MURDER/NONNEG MANSLAUGHTER					
MANSLAUGHTER BY NEGLIGENCE					
TOTAL					
FORCIBLE RAPE					
RAPE BY FORCE					
ATTEMPTED FORCIBLE RAPE	1		1	1	
TOTAL	1		1	1	
ROBBERY					
FIREARM					
KNIFE/CUTTING INSTRUMENT					
OTHER DANGEROUS WEAPON					
STRONG-ARM (HANDS, FISTS)					
TOTAL					
ASSAULT					
FIREARM	1		1	1	
KNIFE OR CUTTING INSTRUMENT	1		1		
OTHER DANGEROUS WEAPON					
HANDS, FIST, FEET, AGGRAVATED	12		12	11	
OTHER ASSAULTS - SIMPLE	47		47	41	2
TOTAL	61		61	53	2
BURGLARY					
FORCIBLE ENTRY	2		2	1	
UNLAWFUL ENTRY - NO FORCE	5		5	2	
ATTEMPTED FORCIBLE ENTRY					
TOTAL	7		7	3	
LARCENY-THEFT					
THEFT (EX MOTOR VEHICLE)	164		164	73	9
TOTAL	164		164	73	9
MOTOR VEHICLE THEFT					
AUTOS	4		4	2	
TRUCKS AND BUSES					
OTHER VEHICLES					
TOTAL	4		4	2	
<b>GRAND TOTAL</b>	<b>237</b>		<b>237</b>	<b>132</b>	<b>11</b>

PROPERTY STOLEN BY CLASSIFICATION

CLASSIFICATION OF OFFENSES	NUMBER ACTUAL OFFENSES	VALUE OF PROPERTY STOLEN	
MURDER/NONNEG MANSLAUGHTER			
FORCIBLE RAPE	1		
ROBBERY			
HIGHWAY (STREET, ALLEYS, ETC.)			
COMMERCIAL HOUSE			
GAS OR SERVICE STATION			
CONVENIENCE STORE			
RESIDENCE			
BANK			
MISCELLANEOUS			
TOTAL ROBBERY			
BURGLARY			
RESIDENCE (DWELLING)			
NIGHT (6PM-6AM)			
DAY (6AM-6PM)	2	\$ 2,490	
UNKNOWN	2	\$ 50	
NON-RESIDENCE (STORE ETC.)			
NIGHT (6PM-6AM)	1	\$ 1,020	
DAY (6AM-6PM)	2	\$ 450	
UNKNOWN			
TOTAL BURGLARY	7	\$ 4,010	
LARCENY-THEFT			
\$200 AND OVER	69	\$ 74,635	
\$50 TO \$200	41	\$ 4,379	
UNDER \$50	54	\$ 827	
TOTAL	164	\$ 79,841	
6X. NATURE OF LARCENIES UNDER ITEM 6			
POCKET-PICKING		1	\$ 500
PURSE-SNATCHING		6	\$ 775
SHOPLIFTING		53	\$ 14,382
FROM MOTOR VEHICLE		24	\$ 19,389
MOTOR VEHICLE PARTS & ACCESSORIES		3	\$ 1,440
BICYCLES		11	\$ 2,221
FROM BUILDING(EX C&H)		24	\$ 26,676
FROM COIN-OP MACHINES			
ALL OTHER		42	\$ 14,458
TOTAL LARCENY		164	\$ 79,841
MOTOR VEHICLE THEFT	4	\$ 13,700	
STOLEN & RECOVERED LOCALLY	2		
STOLEN LOCALLY & RECOVERED OTHER			
TOTAL STOLEN OTHER & RECOVERED LOCAL	2		
STOLEN IN OTHER JURIS & RECOVERED LOCALLY			
TOTAL MOTOR VEHICLE THEFT	4	\$ 13,700	
<b>GRAND TOTAL</b>	<b>176</b>	<b>\$ 97,551</b>	

## PROPERTY BY TYPE AND VALUE

Type of Property (1)	Monetary Value of Property Stolen in Your Jurisdiction	
	STOLEN (2)	RECOVERED (3)
CURRENCY, NOTES, ETC.	\$ 26,249	\$ 1,300
JEWELRY & PRECIOUS METALS	\$ 2,180	
CLOTHING AND FURS	\$ 561	\$ 142
LOCALLY STOLEN MOTOR VEHICLE	\$ 13,700	\$ 11,700
OFFICE EQUIPMENT	\$ 3,000	
TV, RADIOS, CAMERAS, ETC.	\$ 6,715	\$ 3,600
FIREARMS	\$ 850	\$ 950
HOUSEHOLD GOODS	\$ 800	
CONSUMABLE GOODS	\$ 4,340	\$ 674
LIVESTOCK		
MISCELLANEOUS	\$ 39,156	\$ 20,680
<b>GRAND TOTAL</b>	<b>\$ 97,551</b>	<b>\$ 39,046</b>

AGE, SEX AND RACE OF PERSONS ARRESTED  
18 Years of age and over

CLASSIFICATIONS OF OFFENSES	UCR	SEX	AGE																TOT	RACE						
			18	19	20	21	22	23	24	25 29	30 34	35 39	40 44	45 49	50 54	55 59	60 64	65 OV		WHT	BLK	IND	ASN			
MURDER/NONNEG MANSLAUGHTER	01A	M																								
		F																								
MANSLAUGHTER BY NEGLIGENCE	01B	M																								
		F																								
RAPE BY FORCE	02	M						1													1	1				
		F																								
ROBBERY	03	M																								
		F																								
AGGRAVATED ASSAULT	04	M							1	3	1	1	2	1	1						10	10				
		F											1								1	1				
BURGLARY	05	M																								
		F																								
LARCENY	06	M	3	5	2	4	3	4	1	11	3	3	4	3	2		2				50	43	1	5	1	
		F				2	2	1	3	5	3	3	1	1	1						22	22				
MOTOR VEHICLE THEFT	07	M																								
		F								1											1	1				
OTHER ASSAULTS	08	M	2	1			3	2	1	7	3	2	3	1	4	2	1				32	27		4	1	
		F	1					1		3	2			1							8	5		3		
ARSON	09	M																								
		F																								
FORGERY	10	M																								
		F																								
FRAUD	11	M									2										2	2				
		F									1										1	1				
EMBEZZLEMENT	12	M																								
		F																								
STOLEN PROPERTY	13	M																								
		F																								
VANDALISM	14	M	1							1							1				3	3				
		F			1																1	1				
WEAPONS	15	M			2		1	3	1	2	1	2	1		1						14	11	1	1	1	
		F																								
PROSTITUTION	16	M																								
		F																								

AGE, SEX AND RACE OF PERSONS ARRESTED  
18 Years of age and over

CLASSIFICATIONS OF OFFENSES	UCR	SEX	AGE															TOT	RACE				
			18	19	20	21	22	23	24	25-29	30-34	35-39	40-44	45-49	50-54	55-59	60-64		65 OV	WHT	BLK	IND	ASN
SEX OFFENSES	17	M				1	1				1								3	1		2	
		F																					
DRUG/SALE/MAN	180	M		1						3	1	1	1					7	7				
		F								2	1	1						4	4				
NARCOTICS	180a	M																					
		F																					
MARIJUANA	180b	M																					
		F																					
SYNTHETIC NARC	180c	M																					
		F																					
OTHER/NON-NARC	180d	M		1						3	1	1	1					7	7				
		F								2	1	1						4	4				
DRUG/POSSESSION	185	M	2	2	1	1	1		1	5	2		1	1				17	16		1		
		F		1			2			2		1		2					8	8			
NARCOTICS	185e	M																					
		F																					
MARIJUANA	185f	M	2	2	1	1	1		1	5	1		1	1				16	15		1		
		F		1			1			1		1		2					6	6			
SYNTHETIC NARC	185g	M									1							1	1				
		F					1			1								2	2				
OTHER/NON-NARC	185h	M																					
		F																					
GAMBLING	19	M																					
		F																					
BOOKMAKING	19a	M																					
		F																					
NUMBERS	19b	M																					
		F																					
OTHER GAMBLING	19c	M																					
		F																					
FAMILY/CHILD	20	M								2								2	2				
		F														1		1	1				
DRIVING INFLUENCE	21	M	2	6		2	3	1	2	10	11	2	4	7	8	2	4	1	65	61	1	3	
		F			1	2	2		1	4	1	1	2	2	2		1		19	18		1	

AGE, SEX AND RACE OF PERSONS ARRESTED  
18 Years of age and over

CLASSIFICATIONS OF OFFENSES	UCR	SEX	AGE																	TOT	RACE			
			18	19	20	21	22	23	24	25 29	30 34	35 39	40 44	45 49	50 54	55 59	60 64	65 OV	WHT		BLK	IND	ASN	
LIQUOR LAWS	22	M	1	1	1						3	2				2			10	9		1		
		F				1	1						2						4	4				
DRUNKENNESS	23	M																						
		F																						
DISORDERLY CONDUCT	24	M			2	3	1		1	1				1		1	1	1	12	12				
		F							2		1								3	3				
VAGRANCY	25	M																						
		F																						
ALL OTHER	26	M		1		2	1	2		2	2	4	1	1	2	2			20	20				
		F		1		2	1	3		3		1	1	1	3	1			17	17				
SUSPICION	27	M																						
		F																						
CURFEW	28	M																						
		F																						
TOTAL BY SEX		M	11	17	8	13	14	13	8	48	29	17	17	15	18	9	9	2	248	225	3	17	3	
		F	1	2	2	7	8	7	4	20	9	7	7	7	6	2	1		90	86		4		
<b>GRAND TOTAL</b>			<b>12</b>	<b>19</b>	<b>10</b>	<b>20</b>	<b>22</b>	<b>20</b>	<b>12</b>	<b>68</b>	<b>38</b>	<b>24</b>	<b>24</b>	<b>22</b>	<b>24</b>	<b>11</b>	<b>10</b>	<b>2</b>	<b>338</b>	<b>311</b>	<b>3</b>	<b>21</b>	<b>3</b>	

AGE, SEX AND RACE OF PERSONS ARRESTED  
under 18 Years of age

CLASSIFICATIONS OF OFFENSES	UCR	SEX	AGE					TOT	RACE				
			Under 10	10-12	13-14	15	16		17	WHT	BLK	IND	ASN
MURDER/NONNEG MANSLAUGHTER	01A	M											
		F											
MANSLAUGHTER BY NEGLIGENCE	01B	M											
		F											
RAPE BY FORCE	02	M											
		F											
ROBBERY	03	M											
		F											
AGGRAVATED ASSAULT	04	M											
		F											
BURGLARY	05	M											
		F											
LARCENY	06	M			3	2			5	5			
		F				2	1	1	4	3			1
MOTOR VEHICLE THEFT	07	M						1	1	1			
		F											
OTHER ASSAULTS	08	M			1				1	2	2		
		F											
ARSON	09	M											
		F											
FORGERY	10	M											
		F											
FRAUD	11	M											
		F											
EMBEZZLEMENT	12	M											
		F											
STOLEN PROPERTY	13	M			1				1	1			
		F											
VANDALISM	14	M											
		F			1				1			1	
WEAPONS	15	M											
		F											
PROSTITUTION	16	M											
		F											



AGE, SEX AND RACE OF PERSONS ARRESTED  
under 18 Years of age

CLASSIFICATIONS OF OFFENSES	UCR	SEX	AGE						TOT	RACE			
			Under 10	10-12	13-14	15	16	17		WHT	BLK	IND	ASN
SEX OFFENSES	17	M											
		F											
<b>DRUG/SALE/MAN</b>	180	M											
		F											
NARCOTICS	180a	M											
		F											
MARIJUANA	180b	M											
		F											
SYNTHETIC NARC	180c	M											
		F											
OTHER/NON-NARC	180d	M											
		F											
<b>DRUG/POSSESSION</b>	185	M			1	3	6	2	12	10	1		1
		F											
NARCOTICS	185e	M											
		F											
MARIJUANA	185f	M			1	3	6	2	12	10	1		1
		F											
SYNTHETIC NARC	185g	M											
		F											
OTHER/NON-NARC	185h	M											
		F											
<b>GAMBLING</b>	19	M											
		F											
BOOKMAKING	19a	M											
		F											
NUMBERS	19b	M											
		F											
OTHER GAMBLING	19c	M											
		F											
FAMILY/CHILD	20	M											
		F											
DRIVING INFLUENCE	21	M						1	1	1			
		F											

AGE, SEX AND RACE OF PERSONS ARRESTED  
under 18 Years of age

CLASSIFICATIONS OF OFFENSES	UCR	SEX	AGE						TOT	RACE			
			Under 10	10-12	13-14	15	16	17		WHT	BLK	IND	ASN
LIQUOR LAWS	22	M											
		F											
DRUNKENNESS	23	M											
		F											
DISORDERLY CONDUCT	24	M											
		F			2				2	2			
VAGRANCY	25	M											
		F											
ALL OTHER	26	M											
		F				1			1	1			
SUSPICION	27	M											
		F											
CURFEW	28	M											
		F											
RUN-AWAYS	29	M											
		F											
TOTAL BY SEX		M			6	5	6	5	22	20	1		1
		F			3	3	1	1	8	6		1	1
<b>GRAND TOTAL</b>					9	8	7	6	30	26	1	1	2

ARSON OFFENSES KNOWN TO LAW ENFORCEMENT

1 Property Classification	2 Offenses Reported or Known to Police (Include Unfounded and attempts)	3 Unfounded, i.e. False or Baseless Complaints	4 Number of Actual Offenses (Column 2 Minus Column 3) (Include Attempts)	5 Total Offenses Cleared by Arrest or Exceptional Means (Include Column 6)	6 Number of Clearances Involving Only Persons Under 18 Years of Age	7 Offenses Where Structures Uninhabited, Abandoned, or not Normally in Use	8 Estimated Value of Property Damage
STRUCTURAL							
A. Single Occupancy Residential: Houses, Townhouses, Duplexes, etc.							
B. Other Residential: Apartments, Tenements, Flats, Hotels, Motels, Inns, Dormitories, Boarding Houses, etc.	1		1	1			
C. Storage: Barns, Garages, Warehouses, etc.							
D. Industrial/Manufacturing:							
E. Other Commercial: Stores, Restaurants, Offices, etc.							
F. Community/Public: Churches, Jails, Schools, Colleges, Hospitals, etc.							
G. All Other Structure: Out Buildings, Monuments, Buildings Under Constructions, etc.							
TOTAL	1		1	1			
MOBILE							
H. Motor Vehicles: Automobiles, Trucks, Buses, Motorcycles, etc. UCR Definition							
I. Other Mobile Property: Trailers, Recreational Vehicles, Airplanes, Boats, etc.							
TOTAL							
OTHER							
J. TOTAL OTHER Crops, Timber, Fences, Signs, etc.							
TOTAL							
<b>GRAND TOTAL</b>	<b>1</b>		<b>1</b>	<b>1</b>			

LAW ENFORCEMENT OFFICERS KILLED OR ASSAULTED

Type of Activity	Total assaults by weapon	Type of Weapon				Type of Assignment						Officer assaults cleared	
		Firearm	Knife or other cutting instrument	Other dangerous weapon	Hands, fists, feet, etc.	Two-officer vehicle	One-officer vehicle		Detective or special assgn.		Other		
							Alone	Asst	Alone	Ast	Alone		Asst
A	B	C	D	E	F	G	H	I	J	K	L	M	
1. Responding to disturbance calls (family quarrels, person with firearm, etc.)	2				2		2						2
2. Burglaries in progress or pursuing burglary suspects													
3. Robberies in progress or pursuing robbery suspects													
4. Attempting other arrests													
5. Civil disorder (riot, mass disobedience, etc.)													
6. Handling, transporting, custody of prisoners													
7. Investigating suspicious persons or circumstances													
8. Ambush – no warning													
9. Mentally deranged													
10. Traffic pursuits and stops													
11. All other													
<b>12. TOTAL (1-11)</b>	<b>2</b>				<b>2</b>		<b>2</b>						<b>2</b>
13. Number with person injury													
14. Number without personal injury	2				2								

15. TIME OF ASSAULTS	12 AM	2 AM	4 AM	6 AM	8 AM	10 AM	NOON	2 PM	4 PM	6 PM	8 PM	10 PM	UNK
		2											

OFFENSES KNOWN TO LAW ENFORCEMENT

(1) Classification of Offense	(2) Offenses Reported	(3) Unfounded Offenses	(4) Actual Offenses	(5) Offenses Cleared	(6) Juveniles Only
CRIMINAL HOMICIDE					
MURDER/NONNEG MANSLAUGHTER	1		1	1	
MANSLAUGHTER BY NEGLIGENCE					
TOTAL	1		1	1	
FORCIBLE RAPE					
RAPE BY FORCE	1		1		
ATTEMPTED FORCIBLE RAPE					
TOTAL	1		1		
ROBBERY					
FIREARM					
KNIFE/CUTTING INSTRUMENT	1		1		
OTHER DANGEROUS WEAPON					
STRONG-ARM (HANDS, FISTS)					
TOTAL	1		1		
ASSAULT					
FIREARM	3		3	3	
KNIFE OR CUTTING INSTRUMENT					
OTHER DANGEROUS WEAPON	3		3	3	
HANDS, FIST, FEET, AGGRAVATED	4		4	4	
OTHER ASSAULTS - SIMPLE	102	1	101	51	
TOTAL	112	1	111	61	
BURGLARY					
FORCIBLE ENTRY	2		2		
UNLAWFUL ENTRY - NO FORCE	5		5	1	
ATTEMPTED FORCIBLE ENTRY	1		1		
TOTAL	8		8	1	
LARCENY-THEFT					
THEFT (EX MOTOR VEHICLE)	46	3	43	7	
TOTAL	46	3	43	7	
MOTOR VEHICLE THEFT					
AUTOS	7		7	4	
TRUCKS AND BUSES	1		1		
OTHER VEHICLES	2		2	1	
TOTAL	10		10	5	
<b>GRAND TOTAL</b>	<b>179</b>	<b>4</b>	<b>175</b>	<b>75</b>	

PROPERTY STOLEN BY CLASSIFICATION

CLASSIFICATION OF OFFENSES	NUMBER ACTUAL OFFENSES	VALUE OF PROPERTY STOLEN	
MURDER/NONNEG MANSLAUGHTER	1		
FORCIBLE RAPE	1		
ROBBERY			
HIGHWAY (STREET, ALLEYS, ETC.)			
COMMERCIAL HOUSE			
GAS OR SERVICE STATION			
CONVENIENCE STORE			
RESIDENCE	1	\$ 1	
BANK			
MISCELLANEOUS			
TOTAL ROBBERY	1	\$ 1	
BURGLARY			
RESIDENCE (DWELLING)			
NIGHT (6PM-6AM)	2	\$ 545	
DAY (6AM-6PM)	2	\$ 601	
UNKNOWN	1	\$ 1	
NON-RESIDENCE (STORE ETC.)			
NIGHT (6PM-6AM)	1	\$ 800	
DAY (6AM-6PM)	1	\$ 125	
UNKNOWN	1	\$ 748	
TOTAL BURGLARY	8	\$ 2,820	
LARCENY-THEFT			
\$200 AND OVER	18	\$ 27,994	
\$50 TO \$200	7	\$ 845	
UNDER \$50	19	\$ 99	
TOTAL	44	\$ 28,938	
6X. NATURE OF LARCENIES UNDER ITEM 6			
POCKET-PICKING		3	\$ 701
PURSE-SNATCHING			
SHOPLIFTING		6	\$ 872
FROM MOTOR VEHICLE		3	\$ 6,106
MOTOR VEHICLE PARTS & ACCESSORIES		1	\$ 140
BICYCLES			
FROM BUILDING(EX C&H)		12	\$ 3,571
FROM COIN-OP MACHINES			
ALL OTHER		19	\$ 17,548
TOTAL LARCENY		44	\$ 28,938
MOTOR VEHICLE THEFT	10	\$ 21,506	
STOLEN & RECOVERED LOCALLY	5	\$ 6	
STOLEN LOCALLY & RECOVERED OTHER			
TOTAL STOLEN OTHER & RECOVERED LOCAL	5	\$ 6	
STOLEN IN OTHER JURIS & RECOVERED LOCALLY			
TOTAL MOTOR VEHICLE THEFT	10	\$ 21,506	
<b>GRAND TOTAL</b>	<b>66</b>	<b>\$ 53,265</b>	

PROPERTY BY TYPE AND VALUE

Type of Property (1)	Monetary Value of Property Stolen in Your Jurisdiction	
	STOLEN (2)	RECOVERED (3)
CURRENCY, NOTES, ETC.	\$ 4,214	
JEWELRY & PRECIOUS METALS	\$ 3,002	\$ 3,002
CLOTHING AND FURS	\$ 6,602	\$ 100
LOCALLY STOLEN MOTOR VEHICLE	\$ 21,505	\$ 19,504
OFFICE EQUIPMENT		
TV, RADIOS, CAMERAS, ETC.	\$ 7,442	
FIREARMS		
HOUSEHOLD GOODS		
CONSUMABLE GOODS	\$ 117	
LIVESTOCK		
MISCELLANEOUS	\$ 10,382	\$ 342
<b>GRAND TOTAL</b>	<b>\$ 53,264</b>	<b>\$ 22,948</b>

AGE, SEX AND RACE OF PERSONS ARRESTED  
18 Years of age and over

CLASSIFICATIONS OF OFFENSES	UCR	SEX	AGE																	TOT	RACE			
			18	19	20	21	22	23	24	25 29	30 34	35 39	40 44	45 49	50 54	55 59	60 64	65 OV	WHT		BLK	IND	ASN	
MURDER/NONNEG MANSLAUGHTER	01A	M									1		1						2				2	
		F																						
MANSLAUGHTER BY NEGLIGENCE	01B	M																						
		F																						
RAPE BY FORCE	02	M																						
		F																						
ROBBERY	03	M																						
		F																						
AGGRAVATED ASSAULT	04	M			1		3		1	2		1						1	9	6	1	2		
		F												1					1			1		
BURGLARY	05	M							1			1							2	1			1	
		F																						
LARCENY	06	M										1		1					2	2				
		F		1											1				2	1			1	
MOTOR VEHICLE THEFT	07	M						1			2								3	1		2		
		F																						
OTHER ASSAULTS	08	M		2			1	2	2	7	4	4	1	3	2	1		1	30	13	2	9	6	
		F			1					2				1					4	3		1		
ARSON	09	M																						
		F																						
FORGERY	10	M																						
		F																						
FRAUD	11	M																						
		F					1			1									2	2				
EMBEZZLEMENT	12	M																						
		F																						
STOLEN PROPERTY	13	M																						
		F																						
VANDALISM	14	M																						
		F																						
WEAPONS	15	M									1								1	1				
		F																						
PROSTITUTION	16	M																						
		F																						



AGE, SEX AND RACE OF PERSONS ARRESTED  
18 Years of age and over

CLASSIFICATIONS OF OFFENSES	UCR	SEX	AGE																	TOT	RACE			
			18	19	20	21	22	23	24	25-29	30-34	35-39	40-44	45-49	50-54	55-59	60-64	65 OV	WHT		BLK	IND	ASN	
SEX OFFENSES	17	M										1		3					4	1		1	2	
		F																						
DRUG/SALE/MAN	180	M							1								1		2	2				
		F															1		1	1	1			
NARCOTICS	180a	M																						
		F															1		1	1	1			
MARIJUANA	180b	M							1								1		2	2				
		F																						
SYNTHETIC NARC	180c	M																						
		F																						
OTHER/NON-NARC	180d	M																						
		F																						
DRUG/POSSESSION	185	M		1			1	1		1		1		1					6	5		1		
		F										1								1	1			
NARCOTICS	185e	M					1			1		1							3	3				
		F																						
MARIJUANA	185f	M		1										1					2	2				
		F											1							1	1			
SYNTHETIC NARC	185g	M						1											1			1		
		F																						
OTHER/NON-NARC	185h	M																						
		F																						
GAMBLING	19	M																	1				1	
		F																						
BOOKMAKING	19a	M																						
		F																						
NUMBERS	19b	M																						
		F																						
OTHER GAMBLING	19c	M										1							1				1	
		F																						
FAMILY/CHILD	20	M																						
		F																						
DRIVING INFLUENCE	21	M		1			1		2	2	3	2	2	3	3				19	13	1	2	3	
		F							1				1						2	1			1	

AGE, SEX AND RACE OF PERSONS ARRESTED  
18 Years of age and over

CLASSIFICATIONS OF OFFENSES	UCR	SEX	AGE																	TOT	RACE			
			18	19	20	21	22	23	24	25 29	30 34	35 39	40 44	45 49	50 54	55 59	60 64	65 OV	WHT		BLK	IND	ASN	
LIQUOR LAWS	22	M	1	5	6				1	3						1			17	8	3	4	2	
		F		1															1	1				
DRUNKENNESS	23	M																						
		F																						
DISORDERLY CONDUCT	24	M			1		1			2	2								6	2	2		2	
		F																						
VAGRANCY	25	M																						
		F																						
ALL OTHER	26	M			2	1	1	9	1	13	8	11	1	9	4	1			61	38	6	4	13	
		F			1						2								3	2			1	
SUSPICION	27	M																						
		F																						
CURFEW	28	M																						
		F																						
TOTAL BY SEX		M	1	9	10	1	8	13	8	31	22	22	5	20	9	4		2	165	93	15	25	32	
		F		2	2		1		1	3	3		1	3		1			17	12		2	3	
<b>GRAND TOTAL</b>			1	11	12	1	9	13	9	34	25	22	6	23	9	5		2	182	105	15	27	35	

AGE, SEX AND RACE OF PERSONS ARRESTED  
under 18 Years of age

CLASSIFICATIONS OF OFFENSES	UCR	SEX	AGE					TOT	RACE			
			Under 10	10-12	13-14	15	16		17	WHT	BLK	IND
MURDER/NONNEG MANSLAUGHTER	01A	M										
		F										
MANSLAUGHTER BY NEGLIGENCE	01B	M										
		F										
RAPE BY FORCE	02	M										
		F										
ROBBERY	03	M										
		F										
AGGRAVATED ASSAULT	04	M										
		F										
BURGLARY	05	M										
		F										
LARCENY	06	M										
		F										
MOTOR VEHICLE THEFT	07	M										
		F										
OTHER ASSAULTS	08	M										
		F										
ARSON	09	M										
		F										
FORGERY	10	M										
		F										
FRAUD	11	M										
		F										
EMBEZZLEMENT	12	M										
		F										
STOLEN PROPERTY	13	M										
		F										
VANDALISM	14	M										
		F										
WEAPONS	15	M										
		F										
PROSTITUTION	16	M										
		F										

AGE, SEX AND RACE OF PERSONS ARRESTED  
under 18 Years of age

CLASSIFICATIONS OF OFFENSES	UCR	SEX	AGE						TOT	RACE			
			Under 10	10-12	13-14	15	16	17		WHT	BLK	IND	ASN
SEX OFFENSES	17	M											
		F											
<b>DRUG/SALE/MAN</b>	180	M											
		F											
NARCOTICS	180a	M											
		F											
MARIJUANA	180b	M											
		F											
SYNTHETIC NARC	180c	M											
		F											
OTHER/NON-NARC	180d	M											
		F											
<b>DRUG/POSSESSION</b>	185	M											
		F											
NARCOTICS	185e	M											
		F											
MARIJUANA	185f	M											
		F											
SYNTHETIC NARC	185g	M											
		F											
OTHER/NON-NARC	185h	M											
		F											
<b>GAMBLING</b>	19	M											
		F											
BOOKMAKING	19a	M											
		F											
NUMBERS	19b	M											
		F											
OTHER GAMBLING	19c	M											
		F											
FAMILY/CHILD	20	M											
		F											
DRIVING INFLUENCE	21	M											
		F											

AGE, SEX AND RACE OF PERSONS ARRESTED  
under 18 Years of age

CLASSIFICATIONS OF OFFENSES	UCR	SEX	AGE						TOT	RACE			
			Under 10	10-12	13-14	15	16	17		WHT	BLK	IND	ASN
LIQUOR LAWS	22	M											
		F					1		1			1	
DRUNKENNESS	23	M											
		F											
DISORDERLY CONDUCT	24	M											
		F											
VAGRANCY	25	M											
		F											
ALL OTHER	26	M											
		F											
SUSPICION	27	M											
		F											
CURFEW	28	M											
		F											
RUN-AWAYS	29	M											
		F											
TOTAL BY SEX		M											
		F					1		1			1	
<b>GRAND TOTAL</b>							1		1			1	

ARSON OFFENSES KNOWN TO LAW ENFORCEMENT

1 Property Classification	2 Offenses Reported or Known to Police (Include Unfounded and attempts)	3 Unfounded, i.e. False or Baseless Complaints	4 Number of Actual Offenses (Column 2 Minus Column 3) (Include Attempts)	5 Total Offenses Cleared by Arrest or Exceptional Means (Include Column 6)	6 Number of Clearances Involving Only Persons Under 18 Years of Age	7 Offenses Where Structures Uninhabited, Abandoned, or not Normally in Use	8 Estimated Value of Property Damage
STRUCTURAL							
A. Single Occupancy Residential: Houses, Townhouses, Duplexes, etc.							
B. Other Residential: Apartments, Tenements, Flats, Hotels, Motels, Inns, Dormitories, Boarding Houses, etc.							
C. Storage: Barns, Garages, Warehouses, etc.							
D. Industrial/Manufacturing:							
E. Other Commercial: Stores, Restaurants, Offices, etc.							
F. Community/Public: Churches, Jails, Schools, Colleges, Hospitals, etc.							
G. All Other Structure: Out Buildings, Monuments, Buildings Under Constructions, etc.							
TOTAL							
MOBILE							
H. Motor Vehicles: Automobiles, Trucks, Buses, Motorcycles, etc. UCR Definition							
I. Other Mobile Property: Trailers, Recreational Vehicles, Airplanes, Boats, etc.							
TOTAL							
OTHER							
J. TOTAL OTHER Crops, Timber, Fences, Signs, etc.							
TOTAL							
<b>GRAND TOTAL</b>							

LAW ENFORCEMENT OFFICERS KILLED OR ASSAULTED

Type of Activity	Total assaults by weapon	Type of Weapon				Type of Assignment						Officer assaults cleared	
		Firearm	Knife or other cutting instrument	Other dangerous weapon	Hands, fists, feet, etc.	Two-officer vehicle	One-officer vehicle		Detective or special assgn.		Other		
							Alone	Asst	Alone	Ast	Alone		Asst
A	B	C	D	E	F	G	H	I	J	K	L	M	
1. Responding to disturbance calls (family quarrels, person with firearm, etc.)	1				1		1						1
2. Burglaries in progress or pursuing burglary suspects													
3. Robberies in progress or pursuing robbery suspects													
4. Attempting other arrests													
5. Civil disorder (riot, mass disobedience, etc.)													
6. Handling, transporting, custody of prisoners													
7. Investigating suspicious persons or circumstances													
8. Ambush – no warning													
9. Mentally deranged													
10. Traffic pursuits and stops													
11. All other	2				2							2	2
<b>12. TOTAL (1-11)</b>	<b>3</b>				<b>3</b>		<b>1</b>					<b>2</b>	<b>3</b>
13. Number with person injury													
14. Number without personal injury	3				3								

15. TIME OF ASSAULTS	12 AM	2 AM	4 AM	6 AM	8 AM	10 AM	NOON	2 PM	4 PM	6 PM	8 PM	10 PM	UNK
	2	1											

OFFENSES KNOWN TO LAW ENFORCEMENT

(1) Classification of Offense	(2) Offenses Reported	(3) Unfounded Offenses	(4) Actual Offenses	(5) Offenses Cleared	(6) Juveniles Only
CRIMINAL HOMICIDE					
MURDER/NONNEG MANSLAUGHTER					
MANSLAUGHTER BY NEGLIGENCE					
TOTAL					
FORCIBLE RAPE					
RAPE BY FORCE					
ATTEMPTED FORCIBLE RAPE					
TOTAL					
ROBBERY					
FIREARM					
KNIFE/CUTTING INSTRUMENT					
OTHER DANGEROUS WEAPON					
STRONG-ARM (HANDS, FISTS)					
TOTAL					
ASSAULT					
FIREARM					
KNIFE OR CUTTING INSTRUMENT	2		2	1	
OTHER DANGEROUS WEAPON					
HANDS, FIST, FEET, AGGRAVATED	1		1	1	
OTHER ASSAULTS - SIMPLE	6		6	5	
TOTAL	9		9	7	
BURGLARY					
FORCIBLE ENTRY					
UNLAWFUL ENTRY - NO FORCE	1		1	1	
ATTEMPTED FORCIBLE ENTRY					
TOTAL	1		1	1	
LARCENY-THEFT					
THEFT (EX MOTOR VEHICLE)	96	8	88	7	
TOTAL	96	8	88	7	
MOTOR VEHICLE THEFT					
AUTOS					
TRUCKS AND BUSES	1		1		
OTHER VEHICLES					
TOTAL	1		1		
<b>GRAND TOTAL</b>	<b>107</b>	<b>8</b>	<b>99</b>	<b>15</b>	



PROPERTY STOLEN BY CLASSIFICATION

CLASSIFICATION OF OFFENSES	NUMBER ACTUAL OFFENSES	VALUE OF PROPERTY STOLEN
MURDER/NONNEG MANSLAUGHTER		
FORCIBLE RAPE		
ROBBERY		
HIGHWAY (STREET, ALLEYS, ETC.)		
COMMERCIAL HOUSE		
GAS OR SERVICE STATION		
CONVENIENCE STORE		
RESIDENCE		
BANK		
MISCELLANEOUS		
TOTAL ROBBERY		
BURGLARY		
RESIDENCE (DWELLING)		
NIGHT (6PM-6AM)		
DAY (6AM-6PM)		
UNKNOWN		
NON-RESIDENCE (STORE ETC.)		
NIGHT (6PM-6AM)	1	\$ 2,410
DAY (6AM-6PM)		
UNKNOWN		
TOTAL BURGLARY	1	\$ 2,410
LARCENY-THEFT		
\$200 AND OVER	55	\$ 69,007
\$50 TO \$200	26	\$ 2,758
UNDER \$50	7	\$ 51
TOTAL	88	\$ 71,816
6X. NATURE OF LARCENIES UNDER ITEM 6		
POCKET-PICKING	1	\$ 80
PURSE-SNATCHING		
SHOPLIFTING		
FROM MOTOR VEHICLE	7	\$ 8,095
MOTOR VEHICLE PARTS & ACCESSORIES		
BICYCLES	7	\$ 8,330
FROM BUILDING(EX C&H)	54	\$ 31,003
FROM COIN-OP MACHINES		
ALL OTHER	19	\$ 25,294
TOTAL LARCENY	88	\$ 72,802
MOTOR VEHICLE THEFT	1	\$ 30,000
STOLEN & RECOVERED LOCALLY		
STOLEN LOCALLY & RECOVERED OTHER		
TOTAL STOLEN OTHER & RECOVERED LOCAL		
STOLEN IN OTHER JURIS & RECOVERED LOCALLY		
TOTAL MOTOR VEHICLE THEFT	1	\$ 30,000
<b>GRAND TOTAL</b>	<b>90</b>	<b>\$ 104,226</b>

PROPERTY BY TYPE AND VALUE

Type of Property (1)	Monetary Value of Property Stolen in Your Jurisdiction	
	STOLEN (2)	RECOVERED (3)
CURRENCY, NOTES, ETC.	\$ 3,046	\$ 312
JEWELRY & PRECIOUS METALS		
CLOTHING AND FURS	\$ 1,320	
LOCALLY STOLEN MOTOR VEHICLE	\$ 30,000	
OFFICE EQUIPMENT	\$ 14,217	\$ 2,478
TV, RADIOS, CAMERAS, ETC.	\$ 9,325	\$ 430
FIREARMS	\$ 1,400	\$ 1,400
HOUSEHOLD GOODS	\$ 760	\$ 80
CONSUMABLE GOODS	\$ 20	
LIVESTOCK		
MISCELLANEOUS	\$ 42,658	\$ 6,599
<b>GRAND TOTAL</b>	<b>\$ 102,746</b>	<b>\$ 11,299</b>

AGE, SEX AND RACE OF PERSONS ARRESTED  
18 Years of age and over

CLASSIFICATIONS OF OFFENSES	UCR	SEX	AGE																TOT	RACE				
			18	19	20	21	22	23	24	25 29	30 34	35 39	40 44	45 49	50 54	55 59	60 64	65 OV		WHT	BLK	IND	ASN	
MURDER/NONNEG MANSLAUGHTER	01A	M																						
		F																						
MANSLAUGHTER BY NEGLIGENCE	01B	M																						
		F																						
RAPE BY FORCE	02	M																						
		F																						
ROBBERY	03	M																						
		F																						
AGGRAVATED ASSAULT	04	M					1												1				1	
		F																						
BURGLARY	05	M																						
		F																						
LARCENY	06	M	1				1												2					2
		F																						
MOTOR VEHICLE THEFT	07	M																						
		F																						
OTHER ASSAULTS	08	M					1			2		2							5	2	1		2	
		F				1														1			1	
ARSON	09	M																						
		F																						
FORGERY	10	M											1						1	1				
		F																						
FRAUD	11	M	1																1	1				
		F																						
EMBEZZLEMENT	12	M																						
		F																						
STOLEN PROPERTY	13	M																						
		F																						
VANDALISM	14	M				1													1				1	
		F																						
WEAPONS	15	M											1						1					1
		F																						
PROSTITUTION	16	M																						
		F																						

AGE, SEX AND RACE OF PERSONS ARRESTED  
18 Years of age and over

CLASSIFICATIONS OF OFFENSES	UCR	SEX	AGE																	TOT	RACE			
			18	19	20	21	22	23	24	25-29	30-34	35-39	40-44	45-49	50-54	55-59	60-64	65 OV	WHT		BLK	IND	ASN	
SEX OFFENSES	17	M									1									1				1
		F																						
DRUG/SALE/MAN	180	M																						
		F																						
NARCOTICS	180a	M																						
		F																						
MARIJUANA	180b	M																						
		F																						
SYNTHETIC NARC	180c	M																						
		F																						
OTHER/NON-NARC	180d	M																						
		F																						
DRUG/POSSESSION	185	M	1							2		1								4	3			1
		F								1		1								2	1			1
NARCOTICS	185e	M																						
		F																						
MARIJUANA	185f	M	1							2		1								4	3			1
		F										1								1	1			
SYNTHETIC NARC	185g	M																						
		F																						
OTHER/NON-NARC	185h	M																						
		F								1										1				1
GAMBLING	19	M																						
		F																						
BOOKMAKING	19a	M																						
		F																						
NUMBERS	19b	M																						
		F																						
OTHER GAMBLING	19c	M																						
		F																						
FAMILY/CHILD	20	M																						
		F																						
DRIVING INFLUENCE	21	M		1		1			2	1		1	1							7	5			2
		F	1																	2	1			1

AGE, SEX AND RACE OF PERSONS ARRESTED  
18 Years of age and over

CLASSIFICATIONS OF OFFENSES	UCR	SEX	AGE																TOT	RACE			
			18	19	20	21	22	23	24	25 29	30 34	35 39	40 44	45 49	50 54	55 59	60 64	65 OV		WHT	BLK	IND	ASN
LIQUOR LAWS	22	M		1	2														3	2		1	
		F	1	2	3														6	2		4	
DRUNKENNESS	23	M																					
		F																					
DISORDERLY CONDUCT	24	M		1				1			1								3	1	1	1	
		F																					
VAGRANCY	25	M																					
		F																					
ALL OTHER	26	M	1	1	1	1			1	4	2		4	3	1	1			20	7	1	9	3
		F				1	1			1			1						4	3		1	
SUSPICION	27	M																					
		F																					
CURFEW	28	M																					
		F																					
TOTAL BY SEX		M	4	4	3	3	3	1	3	10	2	6	6	3	1	1			50	22	3	19	6
		F	2	2	3	2	1			2	1	1	1						15	7		8	
<b>GRAND TOTAL</b>			<b>6</b>	<b>6</b>	<b>6</b>	<b>5</b>	<b>4</b>	<b>1</b>	<b>3</b>	<b>12</b>	<b>3</b>	<b>7</b>	<b>7</b>	<b>3</b>	<b>1</b>	<b>1</b>		<b>65</b>	<b>29</b>	<b>3</b>	<b>27</b>	<b>6</b>	

AGE, SEX AND RACE OF PERSONS ARRESTED  
under 18 Years of age

CLASSIFICATIONS OF OFFENSES	UCR	SEX	AGE						TOT	RACE			
			Under 10	10-12	13-14	15	16	17		WHT	BLK	IND	ASN
MURDER/NONNEG MANSLAUGHTER	01A	M											
		F											
MANSLAUGHTER BY NEGLIGENCE	01B	M											
		F											
RAPE BY FORCE	02	M											
		F											
ROBBERY	03	M											
		F											
AGGRAVATED ASSAULT	04	M											
		F											
BURGLARY	05	M											
		F											
LARCENY	06	M											
		F											
MOTOR VEHICLE THEFT	07	M											
		F											
OTHER ASSAULTS	08	M											
		F											
ARSON	09	M											
		F											
FORGERY	10	M											
		F											
FRAUD	11	M											
		F											
EMBEZZLEMENT	12	M											
		F											
STOLEN PROPERTY	13	M											
		F											
VANDALISM	14	M											
		F											
WEAPONS	15	M											
		F											
PROSTITUTION	16	M											
		F											

AGE, SEX AND RACE OF PERSONS ARRESTED  
under 18 Years of age

CLASSIFICATIONS OF OFFENSES	UCR	SEX	AGE						TOT	RACE			
			Under 10	10-12	13-14	15	16	17		WHT	BLK	IND	ASN
SEX OFFENSES	17	M											
		F											
<b>DRUG/SALE/MAN</b>	180	M											
		F											
NARCOTICS	180a	M											
		F											
MARIJUANA	180b	M											
		F											
SYNTHETIC NARC	180c	M											
		F											
OTHER/NON-NARC	180d	M											
		F											
<b>DRUG/POSSESSION</b>	185	M											
		F											
NARCOTICS	185e	M											
		F											
MARIJUANA	185f	M											
		F											
SYNTHETIC NARC	185g	M											
		F											
OTHER/NON-NARC	185h	M											
		F											
<b>GAMBLING</b>	19	M											
		F											
BOOKMAKING	19a	M											
		F											
NUMBERS	19b	M											
		F											
OTHER GAMBLING	19c	M											
		F											
FAMILY/CHILD	20	M											
		F											
DRIVING INFLUENCE	21	M											
		F											

AGE, SEX AND RACE OF PERSONS ARRESTED  
under 18 Years of age

CLASSIFICATIONS OF OFFENSES	UCR	SEX	AGE						TOT	RACE			
			Under 10	10-12	13-14	15	16	17		WHT	BLK	IND	ASN
LIQUOR LAWS	22	M						1	1	1			
		F											
DRUNKENNESS	23	M											
		F											
DISORDERLY CONDUCT	24	M											
		F											
VAGRANCY	25	M											
		F											
ALL OTHER	26	M											
		F											
SUSPICION	27	M											
		F											
CURFEW	28	M											
		F											
RUN-AWAYS	29	M											
		F											
TOTAL BY SEX		M						1	1	1			
		F											
<b>GRAND TOTAL</b>								1	1	1			



ARSON OFFENSES KNOWN TO LAW ENFORCEMENT

1 Property Classification	2 Offenses Reported or Known to Police (Include Unfounded and attempts)	3 Unfounded, i.e. False or Baseless Complaints	4 Number of Actual Offenses (Column 2 Minus Column 3) (Include Attempts)	5 Total Offenses Cleared by Arrest or Exceptional Means (Include Column 6)	6 Number of Clearances Involving Only Persons Under 18 Years of Age	7 Offenses Where Structures Uninhabited, Abandoned, or not Normally in Use	8 Estimated Value of Property Damage
STRUCTURAL							
A. Single Occupancy Residential: Houses, Townhouses, Duplexes, etc.							
B. Other Residential: Apartments, Tenements, Flats, Hotels, Motels, Inns, Dormitories, Boarding Houses, etc.							
C. Storage: Barns, Garages, Warehouses, etc.							
D. Industrial/Manufacturing:							
E. Other Commercial: Stores, Restaurants, Offices, etc.							
F. Community/Public: Churches, Jails, Schools, Colleges, Hospitals, etc.							
G. All Other Structure: Out Buildings, Monuments, Buildings Under Constructions, etc.							
TOTAL							
MOBILE							
H. Motor Vehicles: Automobiles, Trucks, Buses, Motorcycles, etc. UCR Definition							
I. Other Mobile Property: Trailers, Recreational Vehicles, Airplanes, Boats, etc.							
TOTAL							
OTHER							
J. TOTAL OTHER Crops, Timber, Fences, Signs, etc.							
TOTAL							
<b>GRAND TOTAL</b>							

LAW ENFORCEMENT OFFICERS KILLED OR ASSAULTED

Type of Activity	Total assaults by weapon	Type of Weapon				Type of Assignment						Officer assaults cleared	
		Firearm	Knife or other cutting instrument	Other dangerous weapon	Hands, fists, feet, etc.	Two-officer vehicle	One-officer vehicle		Detective or special assgn.		Other		
							Alone	Asst	Alone	Ast	Alone		Asst
A	B	C	D	E	F	G	H	I	J	K	L	M	
1. Responding to disturbance calls (family quarrels, person with firearm, etc.)													
2. Burglaries in progress or pursuing burglary suspects													
3. Robberies in progress or pursuing robbery suspects													
4. Attempting other arrests													
5. Civil disorder (riot, mass disobedience, etc.)													
6. Handling, transporting, custody of prisoners													
7. Investigating suspicious persons or circumstances	3				3		1	2					
8. Ambush – no warning													
9. Mentally deranged													
10. Traffic pursuits and stops													
11. All other													
<b>12. TOTAL (1-11)</b>	<b>3</b>				<b>3</b>		<b>1</b>	<b>2</b>					
13. Number with person injury													
14. Number without personal injury	3				3								

15. TIME OF ASSAULTS	12 AM	2 AM	4 AM	6 AM	8 AM	10 AM	NOON	2 PM	4 PM	6 PM	8 PM	10 PM	UNK
									3				

OFFENSES KNOWN TO LAW ENFORCEMENT

(1) Classification of Offense	(2) Offenses Reported	(3) Unfounded Offenses	(4) Actual Offenses	(5) Offenses Cleared	(6) Juveniles Only
CRIMINAL HOMICIDE					
MURDER/NONNEG MANSLAUGHTER					
MANSLAUGHTER BY NEGLIGENCE					
TOTAL					
FORCIBLE RAPE					
RAPE BY FORCE					
ATTEMPTED FORCIBLE RAPE					
TOTAL					
ROBBERY					
FIREARM					
KNIFE/CUTTING INSTRUMENT					
OTHER DANGEROUS WEAPON					
STRONG-ARM (HANDS, FISTS)					
TOTAL					
ASSAULT					
FIREARM	1		1		
KNIFE OR CUTTING INSTRUMENT	2		2		
OTHER DANGEROUS WEAPON					
HANDS, FIST, FEET, AGGRAVATED	1		1	1	
OTHER ASSAULTS - SIMPLE	16	3	13	6	
TOTAL	20	3	17	7	
BURGLARY					
FORCIBLE ENTRY	1		1		
UNLAWFUL ENTRY - NO FORCE	2		2		
ATTEMPTED FORCIBLE ENTRY					
TOTAL	3		3		
LARCENY-THEFT					
THEFT (EX MOTOR VEHICLE)	80	1	79	8	1
TOTAL	80	1	79	8	1
MOTOR VEHICLE THEFT					
AUTOS					
TRUCKS AND BUSES					
OTHER VEHICLES					
TOTAL					
<b>GRAND TOTAL</b>	<b>103</b>	<b>4</b>	<b>99</b>	<b>15</b>	<b>1</b>

PROPERTY STOLEN BY CLASSIFICATION

CLASSIFICATION OF OFFENSES	NUMBER ACTUAL OFFENSES	VALUE OF PROPERTY STOLEN
MURDER/NONNEG MANSLAUGHTER		
FORCIBLE RAPE		
ROBBERY		
HIGHWAY (STREET, ALLEYS, ETC.)		
COMMERCIAL HOUSE		
GAS OR SERVICE STATION		
CONVENIENCE STORE		
RESIDENCE		
BANK		
MISCELLANEOUS		
TOTAL ROBBERY		
BURGLARY		
RESIDENCE (DWELLING)		
NIGHT (6PM-6AM)		
DAY (6AM-6PM)		
UNKNOWN	1	\$ 1,050
NON-RESIDENCE (STORE ETC.)		
NIGHT (6PM-6AM)		
DAY (6AM-6PM)	1	\$ 100
UNKNOWN	1	\$ 250
TOTAL BURGLARY	3	\$ 1,400
LARCENY-THEFT		
\$200 AND OVER	49	\$ 41,531
\$50 TO \$200	21	\$ 2,396
UNDER \$50	9	\$ 211
TOTAL	79	\$ 44,138
6X. NATURE OF LARCENIES UNDER ITEM 6		
POCKET-PICKING	1	\$ 299
PURSE-SNATCHING		
SHOPLIFTING		
FROM MOTOR VEHICLE	5	\$ 1,855
MOTOR VEHICLE PARTS & ACCESSORIES		
BICYCLES	21	\$ 14,868
FROM BUILDING(EX C&H)	45	\$ 20,429
FROM COIN-OP MACHINES	4	\$ 2,077
ALL OTHER	3	\$ 4,610
TOTAL LARCENY	79	\$ 44,138
MOTOR VEHICLE THEFT		
STOLEN & RECOVERED LOCALLY		
STOLEN LOCALLY & RECOVERED OTHER		
TOTAL STOLEN OTHER & RECOVERED LOCAL		
STOLEN IN OTHER JURIS & RECOVERED LOCALLY		
TOTAL MOTOR VEHICLE THEFT		
<b>GRAND TOTAL</b>	<b>82</b>	<b>\$ 45,538</b>

PROPERTY BY TYPE AND VALUE

Type of Property (1)	Monetary Value of Property Stolen in Your Jurisdiction	
	STOLEN (2)	RECOVERED (3)
CURRENCY, NOTES, ETC.	\$ 1,577	\$ 103
JEWELRY & PRECIOUS METALS		
CLOTHING AND FURS	\$ 740	\$ 50
LOCALLY STOLEN MOTOR VEHICLE		
OFFICE EQUIPMENT	\$ 12,468	\$ 1,000
TV, RADIOS, CAMERAS, ETC.	\$ 2,000	\$ 1,000
FIREARMS	\$ 600	
HOUSEHOLD GOODS	\$ 50	
CONSUMABLE GOODS	\$ 2	
LIVESTOCK		
MISCELLANEOUS	\$ 28,101	\$ 4,374
<b>GRAND TOTAL</b>	<b>\$ 45,538</b>	<b>\$ 6,527</b>

AGE, SEX AND RACE OF PERSONS ARRESTED  
18 Years of age and over

CLASSIFICATIONS OF OFFENSES	UCR	SEX	AGE																	TOT	RACE			
			18	19	20	21	22	23	24	25 29	30 34	35 39	40 44	45 49	50 54	55 59	60 64	65 OV	WHT		BLK	IND	ASN	
MURDER/NONNEG MANSLAUGHTER	01A	M																						
		F																						
MANSLAUGHTER BY NEGLIGENCE	01B	M																						
		F																						
RAPE BY FORCE	02	M																						
		F																						
ROBBERY	03	M																						
		F																						
AGGRAVATED ASSAULT	04	M			1														1	1				
		F																						
BURGLARY	05	M																						
		F																						
LARCENY	06	M	1	1	1	2		1											6	3	1	2		
		F																						
MOTOR VEHICLE THEFT	07	M																						
		F																						
OTHER ASSAULTS	08	M	1		2		1	1											5	3		1	1	
		F		1		1														2			2	
ARSON	09	M																						
		F																						
FORGERY	10	M																						
		F																						
FRAUD	11	M			1		1				1							1	4	3		1		
		F									1								1				1	
EMBEZZLEMENT	12	M																						
		F																						
STOLEN PROPERTY	13	M																						
		F																						
VANDALISM	14	M	1	1			2				1								5	3	1	1		
		F	1																	1	1			
WEAPONS	15	M		1					1	1			1						4	3	1			
		F																						
PROSTITUTION	16	M																						
		F																						

AGE, SEX AND RACE OF PERSONS ARRESTED  
18 Years of age and over

CLASSIFICATIONS OF OFFENSES	UCR	SEX	AGE																	TOT	RACE			
			18	19	20	21	22	23	24	25 29	30 34	35 39	40 44	45 49	50 54	55 59	60 64	65 OV	WHT		BLK	IND	ASN	
SEX OFFENSES	17	M			1														1	1				
		F																						
DRUG/SALE/MAN	180	M		1															1	1				
		F																						
NARCOTICS	180a	M																						
		F																						
MARIJUANA	180b	M																						
		F																						
SYNTHETIC NARC	180c	M																						
		F																						
OTHER/NON-NARC	180d	M		1															1	1				
		F																						
DRUG/POSSESSIO N	185	M	4	12	6	7	5	2		6	2	2							46	34	3	9		
		F				2				1										3	3			
NARCOTICS	185e	M		1		1													2	2				
		F																						
MARIJUANA	185f	M	4	11	6	6	5	2		6	2	2							44	32	3	9		
		F				2														2	2			
SYNTHETIC NARC	185g	M																						
		F																						
OTHER/NON-NARC	185h	M																						
		F								1									1	1				
GAMBLING	19	M																						
		F																						
BOOKMAKING	19a	M																						
		F																						
NUMBERS	19b	M																						
		F																						
OTHER GAMBLING	19c	M																						
		F																						
FAMILY/CHILD	20	M																						
		F																						
DRIVING INFLUENCE	21	M		2		3	4	5	6	13	5		5	2	1	1	1	1	49	37	4	7	1	
		F	1	1		3	1			4	2	1	2	1	2				18	12		6		

AGE, SEX AND RACE OF PERSONS ARRESTED  
18 Years of age and over

CLASSIFICATIONS OF OFFENSES	UCR	SEX	AGE															TOT	RACE				
			18	19	20	21	22	23	24	25 29	30 34	35 39	40 44	45 49	50 54	55 59	60 64		65 OV	WHT	BLK	IND	ASN
LIQUOR LAWS	22	M	8	14	8		1	1		1								33	21	1	9	2	
		F	7	8	4													19	9	1	9		
DRUNKENNESS	23	M																					
		F																					
DISORDERLY CONDUCT	24	M			1	1		1										3	3				
		F																					
VAGRANCY	25	M																					
		F																					
ALL OTHER	26	M	1	2	8	3	5	6	3	17	12	3	2	1	7	2	1	1	74	52	6	16	
		F		2			2	3	1	2	2	2		1		1	1		17	7	1	8	1
SUSPICION	27	M																					
		F																					
CURFEW	28	M																					
		F																					
TOTAL BY SEX		M	16	34	29	16	19	17	10	38	21	5	8	3	8	3	3	2	232	165	17	46	4
		F	9	12	4	6	3	3	1	7	5	3	2	2	2	1	1		61	32	2	26	1
<b>GRAND TOTAL</b>			<b>25</b>	<b>46</b>	<b>33</b>	<b>22</b>	<b>22</b>	<b>20</b>	<b>11</b>	<b>45</b>	<b>26</b>	<b>8</b>	<b>10</b>	<b>5</b>	<b>10</b>	<b>4</b>	<b>4</b>	<b>2</b>	<b>293</b>	<b>197</b>	<b>19</b>	<b>72</b>	<b>5</b>



AGE, SEX AND RACE OF PERSONS ARRESTED  
under 18 Years of age

CLASSIFICATIONS OF OFFENSES	UCR	SEX	AGE					TOT	RACE			
			Under 10	10-12	13-14	15	16		17	WHT	BLK	IND
MURDER/NONNEG MANSLAUGHTER	01A	M										
		F										
MANSLAUGHTER BY NEGLIGENCE	01B	M										
		F										
RAPE BY FORCE	02	M										
		F										
ROBBERY	03	M										
		F										
AGGRAVATED ASSAULT	04	M										
		F										
BURGLARY	05	M										
		F										
LARCENY	06	M										
		F										
MOTOR VEHICLE THEFT	07	M										
		F										
OTHER ASSAULTS	08	M										
		F										
ARSON	09	M										
		F										
FORGERY	10	M										
		F										
FRAUD	11	M										
		F										
EMBEZZLEMENT	12	M										
		F										
STOLEN PROPERTY	13	M										
		F										
VANDALISM	14	M										
		F										
WEAPONS	15	M										
		F										
PROSTITUTION	16	M										
		F										

AGE, SEX AND RACE OF PERSONS ARRESTED  
under 18 Years of age

CLASSIFICATIONS OF OFFENSES	UCR	SEX	AGE						TOT	RACE			
			Under 10	10-12	13-14	15	16	17		WHT	BLK	IND	ASN
SEX OFFENSES	17	M											
		F											
<b>DRUG/SALE/MAN</b>	180	M											
		F											
NARCOTICS	180a	M											
		F											
MARIJUANA	180b	M											
		F											
SYNTHETIC NARC	180c	M											
		F											
OTHER/NON-NARC	180d	M											
		F											
<b>DRUG/POSSESSION</b>	185	M											
		F											
NARCOTICS	185e	M											
		F											
MARIJUANA	185f	M											
		F											
SYNTHETIC NARC	185g	M											
		F											
OTHER/NON-NARC	185h	M											
		F											
<b>GAMBLING</b>	19	M											
		F											
BOOKMAKING	19a	M											
		F											
NUMBERS	19b	M											
		F											
OTHER GAMBLING	19c	M											
		F											
FAMILY/CHILD	20	M											
		F											
DRIVING INFLUENCE	21	M											
		F											

AGE, SEX AND RACE OF PERSONS ARRESTED  
under 18 Years of age

CLASSIFICATIONS OF OFFENSES	UCR	SEX	AGE						TOT	RACE			
			Under 10	10-12	13-14	15	16	17		WHT	BLK	IND	ASN
LIQUOR LAWS	22	M											
		F											
DRUNKENNESS	23	M											
		F											
DISORDERLY CONDUCT	24	M											
		F											
VAGRANCY	25	M											
		F											
ALL OTHER	26	M				1		1	2	2			
		F											
SUSPICION	27	M											
		F											
CURFEW	28	M											
		F											
RUN-AWAYS	29	M											
		F											
TOTAL BY SEX		M				1		1	2	2			
		F											
<b>GRAND TOTAL</b>						1		1	2	2			

ARSON OFFENSES KNOWN TO LAW ENFORCEMENT

1 Property Classification	2 Offenses Reported or Known to Police (Include Unfounded and attempts)	3 Unfounded, i.e. False or Baseless Complaints	4 Number of Actual Offenses (Column 2 Minus Column 3) (Include Attempts)	5 Total Offenses Cleared by Arrest or Exceptional Means (Include Column 6)	6 Number of Clearances Involving Only Persons Under 18 Years of Age	7 Offenses Where Structures Uninhabited, Abandoned, or not Normally in Use	8 Estimated Value of Property Damage
STRUCTURAL							
A. Single Occupancy Residential: Houses, Townhouses, Duplexes, etc.							
B. Other Residential: Apartments, Tenements, Flats, Hotels, Motels, Inns, Dormitories, Boarding Houses, etc.							
C. Storage: Barns, Garages, Warehouses, etc.							
D. Industrial/Manufacturing:							
E. Other Commercial: Stores, Restaurants, Offices, etc.							
F. Community/Public: Churches, Jails, Schools, Colleges, Hospitals, etc.							
G. All Other Structure: Out Buildings, Monuments, Buildings Under Constructions, etc.							
TOTAL							
MOBILE							
H. Motor Vehicles: Automobiles, Trucks, Buses, Motorcycles, etc. UCR Definition							
I. Other Mobile Property: Trailers, Recreational Vehicles, Airplanes, Boats, etc.							
TOTAL							
OTHER							
J. TOTAL OTHER Crops, Timber, Fences, Signs, etc.							
TOTAL							
<b>GRAND TOTAL</b>							

LAW ENFORCEMENT OFFICERS KILLED OR ASSAULTED

Type of Activity	Total assaults by weapon	Type of Weapon				Type of Assignment						Officer assaults cleared	
		Firearm	Knife or other cutting instrument	Other dangerous weapon	Hands, fists, feet, etc.	Two-officer vehicle	One-officer vehicle		Detective or special assgn.		Other		
							Alone	Asst	Alone	Ast	Alone		Asst
A	B	C	D	E	F	G	H	I	J	K	L	M	
1. Responding to disturbance calls (family quarrels, person with firearm, etc.)													
2. Burglaries in progress or pursuing burglary suspects													
3. Robberies in progress or pursuing robbery suspects													
4. Attempting other arrests													
5. Civil disorder (riot, mass disobedience, etc.)													
6. Handling, transporting, custody of prisoners													
7. Investigating suspicious persons or circumstances													
8. Ambush – no warning													
9. Mentally deranged													
10. Traffic pursuits and stops	1	1					1						1
11. All other													
<b>12. TOTAL (1-11)</b>	<b>1</b>	<b>1</b>					<b>1</b>						<b>1</b>
13. Number with person injury													
14. Number without personal injury	1	1											

15. TIME OF ASSAULTS	12 AM	2 AM	4 AM	6 AM	8 AM	10 AM	NOON	2 PM	4 PM	6 PM	8 PM	10 PM	UNK
	1												

OFFENSES KNOWN TO LAW ENFORCEMENT

(1) Classification of Offense	(2) Offenses Reported	(3) Unfounded Offenses	(4) Actual Offenses	(5) Offenses Cleared	(6) Juveniles Only
CRIMINAL HOMICIDE					
MURDER/NONNEG MANSLAUGHTER					
MANSLAUGHTER BY NEGLIGENCE					
TOTAL					
FORCIBLE RAPE					
RAPE BY FORCE					
ATTEMPTED FORCIBLE RAPE					
TOTAL					
ROBBERY					
FIREARM					
KNIFE/CUTTING INSTRUMENT					
OTHER DANGEROUS WEAPON					
STRONG-ARM (HANDS, FISTS)					
TOTAL					
ASSAULT					
FIREARM					
KNIFE OR CUTTING INSTRUMENT					
OTHER DANGEROUS WEAPON	1		1		
HANDS, FIST, FEET, AGGRAVATED	13		13	7	
OTHER ASSAULTS - SIMPLE	35	8	27	20	
TOTAL	49	8	41	27	
BURGLARY					
FORCIBLE ENTRY	6		6	1	
UNLAWFUL ENTRY - NO FORCE					
ATTEMPTED FORCIBLE ENTRY	1		1		
TOTAL	7		7	1	
LARCENY-THEFT					
THEFT (EX MOTOR VEHICLE)	111	12	99	18	1
TOTAL	111	12	99	18	1
MOTOR VEHICLE THEFT					
AUTOS	6	1	5		
TRUCKS AND BUSES					
OTHER VEHICLES					
TOTAL	6	1	5		
<b>GRAND TOTAL</b>	<b>173</b>	<b>21</b>	<b>152</b>	<b>46</b>	<b>1</b>

PROPERTY STOLEN BY CLASSIFICATION

CLASSIFICATION OF OFFENSES	NUMBER ACTUAL OFFENSES		VALUE OF PROPERTY STOLEN	
MURDER/NONNEG MANSLAUGHTER				
FORCIBLE RAPE				
ROBBERY				
HIGHWAY (STREET, ALLEYS, ETC.)				
COMMERCIAL HOUSE				
GAS OR SERVICE STATION				
CONVENIENCE STORE				
RESIDENCE				
BANK				
MISCELLANEOUS				
TOTAL ROBBERY				
BURGLARY				
RESIDENCE (DWELLING)				
NIGHT (6PM-6AM)	4		\$ 3	
DAY (6AM-6PM)	1			
UNKNOWN				
NON-RESIDENCE (STORE ETC.)				
NIGHT (6PM-6AM)				
DAY (6AM-6PM)	2			
UNKNOWN				
TOTAL BURGLARY	7		\$ 3	
LARCENY-THEFT				
\$200 AND OVER	50		\$ 47,676	
\$50 TO \$200	22		\$ 2,085	
UNDER \$50	27		\$ 218	
TOTAL	99		\$ 49,979	
6X. NATURE OF LARCENIES UNDER ITEM 6				
POCKET-PICKING				
PURSE-SNATCHING				
SHOPLIFTING		3	\$ 35	
FROM MOTOR VEHICLE		8	\$ 12,465	
MOTOR VEHICLE PARTS & ACCESSORIES				
BICYCLES		15	\$ 4,750	
FROM BUILDING(EX C&H)				
FROM COIN-OP MACHINES				
ALL OTHER		73	\$ 32,729	
TOTAL LARCENY		99	\$ 49,979	
MOTOR VEHICLE THEFT	5		\$ 55,920	
STOLEN & RECOVERED LOCALLY	3			
STOLEN LOCALLY & RECOVERED OTHER				
TOTAL STOLEN OTHER & RECOVERED LOCAL	3			
STOLEN IN OTHER JURIS & RECOVERED LOCALLY				
TOTAL MOTOR VEHICLE THEFT	5		\$ 55,920	
<b>GRAND TOTAL</b>	<b>111</b>		<b>\$ 105,902</b>	

PROPERTY BY TYPE AND VALUE

Type of Property (1)	Monetary Value of Property Stolen in Your Jurisdiction	
	STOLEN (2)	RECOVERED (3)
CURRENCY, NOTES, ETC.	\$ 7,188	\$ 348
JEWELRY & PRECIOUS METALS		
CLOTHING AND FURS	\$ 5,758	\$ 318
LOCALLY STOLEN MOTOR VEHICLE	\$ 55,920	\$ 54,420
OFFICE EQUIPMENT	\$ 7,300	\$ 100
TV, RADIOS, CAMERAS, ETC.	\$ 2,283	\$ 30
FIREARMS	\$ 2,330	
HOUSEHOLD GOODS	\$ 19	\$ 19
CONSUMABLE GOODS	\$ 4,149	
LIVESTOCK		
MISCELLANEOUS	\$ 20,955	\$ 2,189
<b>GRAND TOTAL</b>	<b>\$ 105,902</b>	<b>\$ 57,424</b>



AGE, SEX AND RACE OF PERSONS ARRESTED  
18 Years of age and over

CLASSIFICATIONS OF OFFENSES	UCR	SEX	AGE																	TOT	RACE						
			18	19	20	21	22	23	24	25 29	30 34	35 39	40 44	45 49	50 54	55 59	60 64	65 OV	WHT		BLK	IND	ASN				
MURDER/NONNEG MANSLAUGHTER	01A	M																									
		F																									
MANSLAUGHTER BY NEGLIGENCE	01B	M																									
		F																									
RAPE BY FORCE	02	M																									
		F																									
ROBBERY	03	M																									
		F																									
AGGRAVATED ASSAULT	04	M			1					2											3	3					
		F								1			1	1							3	1	1	1			
BURGLARY	05	M	1			1															2	2					
		F																									
LARCENY	06	M		2		4			1		4	1	1	1		2					16	14			2		
		F									1	1		1							3	3					
MOTOR VEHICLE THEFT	07	M																									
		F																									
OTHER ASSAULTS	08	M								8	3	5	3	2	1						22	20			2		
		F						2	1	1	4	1									9	6			3		
ARSON	09	M																									
		F																									
FORGERY	10	M																									
		F																									
FRAUD	11	M																									
		F																									
EMBEZZLEMENT	12	M																									
		F																									
STOLEN PROPERTY	13	M																									
		F																									
VANDALISM	14	M								3	1	1									5	3			2		
		F								1	1										2	2					
WEAPONS	15	M							1												2	2					
		F																	1								
PROSTITUTION	16	M																									
		F																									

AGE, SEX AND RACE OF PERSONS ARRESTED  
18 Years of age and over

CLASSIFICATIONS OF OFFENSES	UCR	SEX	AGE																	TOT	RACE			
			18	19	20	21	22	23	24	25 29	30 34	35 39	40 44	45 49	50 54	55 59	60 64	65 OV	WHT		BLK	IND	ASN	
SEX OFFENSES	17	M			1														1	1				
		F																						
DRUG/SALE/MAN	180	M																						
		F																						
NARCOTICS	180a	M																						
		F																						
MARIJUANA	180b	M																						
		F																						
SYNTHETIC NARC	180c	M																						
		F																						
OTHER/NON-NARC	180d	M																						
		F																						
DRUG/POSSESION	185	M		1															1	1				
		F																						
NARCOTICS	185e	M																						
		F																						
MARIJUANA	185f	M		1															1	1				
		F																						
SYNTHETIC NARC	185g	M																						
		F																						
OTHER/NON-NARC	185h	M																						
		F																						
GAMBLING	19	M																						
		F																						
BOOKMAKING	19a	M																						
		F																						
NUMBERS	19b	M																						
		F																						
OTHER GAMBLING	19c	M																						
		F																						
FAMILY/CHILD	20	M				1				1									2	2				
		F					1			1									2	2				
DRIVING INFLUENCE	21	M	3	1			1	1	1	6	4	5	1	4	4		1	1	33	28	1	4		
		F		1					1	1			2						5	5				

AGE, SEX AND RACE OF PERSONS ARRESTED  
18 Years of age and over

CLASSIFICATIONS OF OFFENSES	UCR	SEX	AGE															TOT	RACE				
			18	19	20	21	22	23	24	25 29	30 34	35 39	40 44	45 49	50 54	55 59	60 64		65 OV	WHT	BLK	IND	ASN
LIQUOR LAWS	22	M	17	5	2	1				1									26	21		5	
		F	4						1										5	4		1	
DRUNKENNESS	23	M																					
		F																					
DISORDERLY CONDUCT	24	M							1						1				2	2			
		F							3			1		1					5	4		1	
VAGRANCY	25	M																					
		F																					
ALL OTHER	26	M	2		4	1	1	6	1	21	4	6		8	1	1	2		58	50	1	5	2
		F	3		2		1	1	1	7		2			1				18	15		3	
SUSPICION	27	M																					
		F																					
CURFEW	28	M																					
		F																					
TOTAL BY SEX		M	23	9	8	8	2	8	3	47	13	18	5	14	9	1	4	1	173	149	2	20	2
		F	7	1	2		4	2	5	19	2	2	5	1	2				52	42	1	9	
<b>GRAND TOTAL</b>			<b>30</b>	<b>10</b>	<b>10</b>	<b>8</b>	<b>6</b>	<b>10</b>	<b>8</b>	<b>66</b>	<b>15</b>	<b>20</b>	<b>10</b>	<b>15</b>	<b>11</b>	<b>1</b>	<b>4</b>	<b>1</b>	<b>225</b>	<b>191</b>	<b>3</b>	<b>29</b>	<b>2</b>

AGE, SEX AND RACE OF PERSONS ARRESTED  
under 18 Years of age

CLASSIFICATIONS OF OFFENSES	UCR	SEX	AGE					TOT	RACE			
			Under 10	10-12	13-14	15	16		17	WHT	BLK	IND
MURDER/NONNEG MANSLAUGHTER	01A	M										
		F										
MANSLAUGHTER BY NEGLIGENCE	01B	M										
		F										
RAPE BY FORCE	02	M										
		F										
ROBBERY	03	M										
		F										
AGGRAVATED ASSAULT	04	M										
		F										
BURGLARY	05	M					1	1	2	2		
		F										
LARCENY	06	M										
		F										
MOTOR VEHICLE THEFT	07	M										
		F										
OTHER ASSAULTS	08	M						1	1	1		
		F										
ARSON	09	M										
		F										
FORGERY	10	M										
		F										
FRAUD	11	M										
		F										
EMBEZZLEMENT	12	M										
		F										
STOLEN PROPERTY	13	M										
		F										
VANDALISM	14	M										
		F										
WEAPONS	15	M										
		F										
PROSTITUTION	16	M										
		F										

AGE, SEX AND RACE OF PERSONS ARRESTED  
under 18 Years of age

CLASSIFICATIONS OF OFFENSES	UCR	SEX	AGE						TOT	RACE			
			Under 10	10-12	13-14	15	16	17		WHT	BLK	IND	ASN
SEX OFFENSES	17	M											
		F											
<b>DRUG/SALE/MAN</b>	180	M											
		F											
NARCOTICS	180a	M											
		F											
MARIJUANA	180b	M											
		F											
SYNTHETIC NARC	180c	M											
		F											
OTHER/NON-NARC	180d	M											
		F											
<b>DRUG/POSSESSION</b>	185	M											
		F											
NARCOTICS	185e	M											
		F											
MARIJUANA	185f	M											
		F											
SYNTHETIC NARC	185g	M											
		F											
OTHER/NON-NARC	185h	M											
		F											
<b>GAMBLING</b>	19	M											
		F											
BOOKMAKING	19a	M											
		F											
NUMBERS	19b	M											
		F											
OTHER GAMBLING	19c	M											
		F											
FAMILY/CHILD	20	M											
		F											
DRIVING INFLUENCE	21	M											
		F											

AGE, SEX AND RACE OF PERSONS ARRESTED  
under 18 Years of age

CLASSIFICATIONS OF OFFENSES	UCR	SEX	AGE					TOT	RACE				
			Under 10	10-12	13-14	15	16		17	WHT	BLK	IND	ASN
LIQUOR LAWS	22	M			1	2	3	5	11	11			
		F				2	6	2	10	9		1	
DRUNKENNESS	23	M											
		F											
DISORDERLY CONDUCT	24	M											
		F											
VAGRANCY	25	M											
		F											
ALL OTHER	26	M						2	2	1		1	
		F						1	1	1			
SUSPICION	27	M											
		F											
CURFEW	28	M											
		F											
RUN-AWAYS	29	M											
		F											
TOTAL BY SEX		M			1	2	4	9	16	15		1	
		F				2	6	3	11	10		1	
<b>GRAND TOTAL</b>					1	4	10	12	27	25		2	

ARSON OFFENSES KNOWN TO LAW ENFORCEMENT

1 Property Classification	2 Offenses Reported or Known to Police (Include Unfounded and attempts)	3 Unfounded, i.e. False or Baseless Complaints	4 Number of Actual Offenses (Column 2 Minus Column 3) (Include Attempts)	5 Total Offenses Cleared by Arrest or Exceptional Means (Include Column 6)	6 Number of Clearances Involving Only Persons Under 18 Years of Age	7 Offenses Where Structures Uninhabited, Abandoned, or not Normally in Use	8 Estimated Value of Property Damage
STRUCTURAL							
A. Single Occupancy Residential: Houses, Townhouses, Duplexes, etc.							
B. Other Residential: Apartments, Tenements, Flats, Hotels, Motels, Inns, Dormitories, Boarding Houses, etc.							
C. Storage: Barns, Garages, Warehouses, etc.							
D. Industrial/Manufacturing:							
E. Other Commercial: Stores, Restaurants, Offices, etc.							
F. Community/Public: Churches, Jails, Schools, Colleges, Hospitals, etc.							
G. All Other Structure: Out Buildings, Monuments, Buildings Under Constructions, etc.							
TOTAL							
MOBILE							
H. Motor Vehicles: Automobiles, Trucks, Buses, Motorcycles, etc. UCR Definition							
I. Other Mobile Property: Trailers, Recreational Vehicles, Airplanes, Boats, etc.							
TOTAL							
OTHER							
J. TOTAL OTHER Crops, Timber, Fences, Signs, etc.							
TOTAL							
<b>GRAND TOTAL</b>							

LAW ENFORCEMENT OFFICERS KILLED OR ASSAULTED

Type of Activity	Total assaults by weapon	Type of Weapon				Type of Assignment						Officer assaults cleared	
		Firearm	Knife or other cutting instrument	Other dangerous weapon	Hands, fists, feet, etc.	Two-officer vehicle	One-officer vehicle		Detective or special assgn.		Other		
							Alone	Asst	Alone	Ast	Alone		Asst
A	B	C	D	E	F	G	H	I	J	K	L	M	
1. Responding to disturbance calls (family quarrels, person with firearm, etc.)													
2. Burglaries in progress or pursuing burglary suspects													
3. Robberies in progress or pursuing robbery suspects													
4. Attempting other arrests													
5. Civil disorder (riot, mass disobedience, etc.)													
6. Handling, transporting, custody of prisoners													
7. Investigating suspicious persons or circumstances													
8. Ambush – no warning													
9. Mentally deranged													
10. Traffic pursuits and stops													
11. All other													
<b>12. TOTAL (1-11)</b>													
13. Number with person injury													
14. Number without personal injury													

15. TIME OF ASSAULTS	12 AM	2 AM	4 AM	6 AM	8 AM	10 AM	NOON	2 PM	4 PM	6 PM	8 PM	10 PM	UNK



OFFENSES KNOWN TO LAW ENFORCEMENT

(1) Classification of Offense	(2) Offenses Reported	(3) Unfounded Offenses	(4) Actual Offenses	(5) Offenses Cleared	(6) Juveniles Only
CRIMINAL HOMICIDE					
MURDER/NONNEG MANSLAUGHTER					
MANSLAUGHTER BY NEGLIGENCE					
TOTAL					
FORCIBLE RAPE					
RAPE BY FORCE	1		1		
ATTEMPTED FORCIBLE RAPE	1		1		
TOTAL	2		2		
ROBBERY					
FIREARM	2		2		
KNIFE/CUTTING INSTRUMENT	2		2		
OTHER DANGEROUS WEAPON	1		1		
STRONG-ARM (HANDS, FISTS)	1		1		
TOTAL	6		6		
ASSAULT					
FIREARM	6		6	5	
KNIFE OR CUTTING INSTRUMENT	6		6	3	
OTHER DANGEROUS WEAPON	13		13	10	
HANDS, FIST, FEET, AGGRAVATED	10		10	7	
OTHER ASSAULTS - SIMPLE	67		67	39	
TOTAL	102		102	64	
BURGLARY					
FORCIBLE ENTRY	32		32		
UNLAWFUL ENTRY - NO FORCE	29		29		
ATTEMPTED FORCIBLE ENTRY					
TOTAL	61		61		
LARCENY-THEFT					
THEFT (EX MOTOR VEHICLE)	410	2	408	114	28
TOTAL	410	2	408	114	28
MOTOR VEHICLE THEFT					
AUTOS	9		9		
TRUCKS AND BUSES	3		3		
OTHER VEHICLES	9		9		
TOTAL	21		21		
<b>GRAND TOTAL</b>	<b>602</b>	<b>2</b>	<b>600</b>	<b>178</b>	<b>28</b>

PROPERTY STOLEN BY CLASSIFICATION

CLASSIFICATION OF OFFENSES	NUMBER ACTUAL OFFENSES	VALUE OF PROPERTY STOLEN
MURDER/NONNEG MANSLAUGHTER		
FORCIBLE RAPE	2	
ROBBERY		
HIGHWAY (STREET, ALLEYS, ETC.)	1	\$ 150
COMMERCIAL HOUSE	1	
GAS OR SERVICE STATION		
CONVENIENCE STORE		
RESIDENCE	2	\$ 768
BANK		
MISCELLANEOUS	2	
TOTAL ROBBERY	6	\$ 918
BURGLARY		
RESIDENCE (DWELLING)		
NIGHT (6PM-6AM)	11	\$ 11,680
DAY (6AM-6PM)	14	\$ 49,214
UNKNOWN	9	\$ 26,175
NON-RESIDENCE (STORE ETC.)		
NIGHT (6PM-6AM)	6	\$ 11,862
DAY (6AM-6PM)	20	\$ 20,862
UNKNOWN	1	
TOTAL BURGLARY	61	\$ 119,793
LARCENY-THEFT		
\$200 AND OVER	212	\$ 216,954
\$50 TO \$200	86	\$ 9,134
UNDER \$50	110	\$ 1,787
TOTAL	408	\$ 227,875
6X. NATURE OF LARCENIES UNDER ITEM 6		
POCKET-PICKING	2	\$ 1,050
PURSE-SNATCHING	1	\$ 700
SHOPLIFTING	190	\$ 53,635
FROM MOTOR VEHICLE	83	\$ 66,557
MOTOR VEHICLE PARTS & ACCESSORIES	6	\$ 3,825
BICYCLES	9	\$ 4,806
FROM BUILDING(EX C&H)	68	\$ 61,606
FROM COIN-OP MACHINES		
ALL OTHER	49	\$ 35,696
TOTAL LARCENY	408	\$ 227,875
MOTOR VEHICLE THEFT	21	\$ 109,545
STOLEN & RECOVERED LOCALLY	14	
STOLEN LOCALLY & RECOVERED OTHER	2	
TOTAL STOLEN OTHER & RECOVERED LOCAL	16	
STOLEN IN OTHER JURIS & RECOVERED LOCALLY	3	
TOTAL MOTOR VEHICLE THEFT	21	\$ 109,545
<b>GRAND TOTAL</b>	<b>498</b>	<b>\$ 458,131</b>

PROPERTY BY TYPE AND VALUE

Type of Property (1)	Monetary Value of Property Stolen in Your Jurisdiction	
	STOLEN (2)	RECOVERED (3)
CURRENCY, NOTES, ETC.	\$ 66,624	\$ 125
JEWELRY & PRECIOUS METALS	\$ 43,872	\$ 369
CLOTHING AND FURS	\$ 16,623	\$ 2,404
LOCALLY STOLEN MOTOR VEHICLE	\$ 103,346	\$ 66,201
OFFICE EQUIPMENT	\$ 7,250	
TV, RADIOS, CAMERAS, ETC.	\$ 50,181	\$ 8,582
FIREARMS	\$ 9,970	
HOUSEHOLD GOODS	\$ 2,754	\$ 2,054
CONSUMABLE GOODS	\$ 4,490	\$ 3,035
LIVESTOCK		
MISCELLANEOUS	\$ 153,021	\$ 24,172
<b>GRAND TOTAL</b>	<b>\$ 458,131</b>	<b>\$ 106,942</b>

AGE, SEX AND RACE OF PERSONS ARRESTED  
18 Years of age and over

CLASSIFICATIONS OF OFFENSES	UCR	SEX	AGE																TOT	RACE						
			18	19	20	21	22	23	24	25 29	30 34	35 39	40 44	45 49	50 54	55 59	60 64	65 OV		WHT	BLK	IND	ASN			
MURDER/NONNEG MANSLAUGHTER	01A	M																								
		F																								
MANSLAUGHTER BY NEGLIGENCE	01B	M																								
		F																								
RAPE BY FORCE	02	M																								
		F																								
ROBBERY	03	M																								
		F																								
AGGRAVATED ASSAULT	04	M			1	1			1	1	1	1			1	1			8	5	1	2				
		F																								
BURGLARY	05	M									1								1	1						
		F																								
LARCENY	06	M	9	3	2	7	2	6	2	11	5	2	1	1					51	46	2	3				
		F	1	3	6	1	1	2	2	19	7	1	5	2				1	51	49	1	1				
MOTOR VEHICLE THEFT	07	M										1							1	1						
		F					1												1				1			
OTHER ASSAULTS	08	M	1	2		1	1	5	2	3	7	5	2	1	3				33	24	2	4	3			
		F						1		2	1	1		1					6	6						
ARSON	09	M																								
		F																								
FORGERY	10	M						1						1			1		3	2		1				
		F		1					1				1						3	3						
FRAUD	11	M																								
		F																								
EMBEZZLEMENT	12	M																								
		F																								
STOLEN PROPERTY	13	M																								
		F																								
VANDALISM	14	M	1	1						2									4	4						
		F																								
WEAPONS	15	M							1	1						1			3	3						
		F																								
PROSTITUTION	16	M																								
		F																								

AGE, SEX AND RACE OF PERSONS ARRESTED  
18 Years of age and over

CLASSIFICATIONS OF OFFENSES	UCR	SEX	AGE															TOT	RACE											
			18	19	20	21	22	23	24	25 29	30 34	35 39	40 44	45 49	50 54	55 59	60 64		65 OV	WHT	BLK	IND	ASN							
SEX OFFENSES	17	M																												
		F																												
DRUG/SALE/MAN	180	M						1			2											3	1	2						
		F			1					1	2											4	4							
NARCOTICS	180a	M						1			1											2	1	1						
		F								1	1											2	2							
MARIJUANA	180b	M																												
		F																												
SYNTHETIC NARC	180c	M																												
		F																												
OTHER/NON-NARC	180d	M									1											1		1						
		F			1							1										2	2							
DRUG/POSSESSIO N	185	M	9	4	1	2	8	2	2	8	5	3								1		45	38		6	1				
		F	1	3		1	2		1	1												9	9							
NARCOTICS	185e	M	2		1	1	3	2		1	1											11	11							
		F		1			1			1												3	3							
MARIJUANA	185f	M	7	3		1	5		2	3	3	3							1		28	21		6	1					
		F	1	1		1	1		1												5	5								
SYNTHETIC NARC	185g	M								1												1	1							
		F																												
OTHER/NON-NARC	185h	M		1						3	1											5	5							
		F		1																		1	1							
GAMBLING	19	M																												
		F																												
BOOKMAKING	19a	M																												
		F																												
NUMBERS	19b	M																												
		F																												
OTHER GAMBLING	19c	M																												
		F																												
FAMILY/CHILD	20	M																												
		F								1												1			1					
DRIVING INFLUENCE	21	M	1	2	2	3	2	4		11	12	4	7	5	9	3	1	1			67	63	1	3						
		F		1	1	2	1	1	1	11	6	8	2	4	4			1	1			43	34		9					

AGE, SEX AND RACE OF PERSONS ARRESTED  
18 Years of age and over

CLASSIFICATIONS OF OFFENSES	UCR	SEX	AGE																	TOT	RACE			
			18	19	20	21	22	23	24	25 29	30 34	35 39	40 44	45 49	50 54	55 59	60 64	65 OV	WHT		BLK	IND	ASN	
LIQUOR LAWS	22	M	3	2	3									1					9	7		2		
		F	2	2																4	3		1	
DRUNKENNESS	23	M																						
		F																						
DISORDERLY CONDUCT	24	M							1		1		1	1					4	3		1		
		F								3	1		1			1			6	6				
VAGRANCY	25	M																						
		F																						
ALL OTHER	26	M	11	18	22	17	6	16	8	51	24	21	22	12	11	5	2		246	217	14	11	4	
		F	1	9	4	8	6	3	3	23	14	5	14	7	9	2	1	1	110	97	2	10	1	
SUSPICION	27	M																						
		F																						
CURFEW	28	M																						
		F																						
TOTAL BY SEX		M	35	32	31	31	19	35	17	88	58	37	33	22	25	9	5	1	478	415	22	33	8	
		F	5	19	12	12	11	7	9	60	31	16	22	14	13	3	2	2	238	211	3	23	1	
<b>GRAND TOTAL</b>			<b>40</b>	<b>51</b>	<b>43</b>	<b>43</b>	<b>30</b>	<b>42</b>	<b>26</b>	<b>148</b>	<b>89</b>	<b>53</b>	<b>55</b>	<b>36</b>	<b>38</b>	<b>12</b>	<b>7</b>	<b>3</b>	<b>716</b>	<b>626</b>	<b>25</b>	<b>56</b>	<b>9</b>	

AGE, SEX AND RACE OF PERSONS ARRESTED  
under 18 Years of age

CLASSIFICATIONS OF OFFENSES	UCR	SEX	AGE					TOT	RACE			
			Under 10	10-12	13-14	15	16		17	WHT	BLK	IND
MURDER/NONNEG MANSLAUGHTER	01A	M										
		F										
MANSLAUGHTER BY NEGLIGENCE	01B	M										
		F										
RAPE BY FORCE	02	M										
		F										
ROBBERY	03	M										
		F										
AGGRAVATED ASSAULT	04	M										
		F										
BURGLARY	05	M										
		F										
LARCENY	06	M		2	3	3	7	7	22	19		3
		F			2	1	6	6	15	14		1
MOTOR VEHICLE THEFT	07	M										
		F										
OTHER ASSAULTS	08	M										
		F										
ARSON	09	M										
		F										
FORGERY	10	M										
		F										
FRAUD	11	M										
		F										
EMBEZZLEMENT	12	M										
		F										
STOLEN PROPERTY	13	M										
		F										
VANDALISM	14	M			1				1	1		
		F										
WEAPONS	15	M										
		F										
PROSTITUTION	16	M										
		F										

AGE, SEX AND RACE OF PERSONS ARRESTED  
under 18 Years of age

CLASSIFICATIONS OF OFFENSES	UCR	SEX	AGE						TOT	RACE			
			Under 10	10-12	13-14	15	16	17		WHT	BLK	IND	ASN
SEX OFFENSES	17	M											
		F											
<b>DRUG/SALE/MAN</b>	180	M											
		F											
NARCOTICS	180a	M											
		F											
MARIJUANA	180b	M											
		F											
SYNTHETIC NARC	180c	M											
		F											
OTHER/NON-NARC	180d	M											
		F											
<b>DRUG/POSSESSION</b>	185	M			1		2	1	4	4			
		F			1		1	2	4	3		1	
NARCOTICS	185e	M											
		F											
MARIJUANA	185f	M			1		2	1	4	4			
		F			1		1	2	4	3		1	
SYNTHETIC NARC	185g	M											
		F											
OTHER/NON-NARC	185h	M											
		F											
<b>GAMBLING</b>	19	M											
		F											
BOOKMAKING	19a	M											
		F											
NUMBERS	19b	M											
		F											
OTHER GAMBLING	19c	M											
		F											
FAMILY/CHILD	20	M											
		F											
DRIVING INFLUENCE	21	M						1	1	1			
		F						1	1	1			



AGE, SEX AND RACE OF PERSONS ARRESTED  
under 18 Years of age

CLASSIFICATIONS OF OFFENSES	UCR	SEX	AGE						TOT	RACE			
			Under 10	10-12	13-14	15	16	17		WHT	BLK	IND	ASN
LIQUOR LAWS	22	M			1		2	5	8	6		2	
		F				1		1	2	2			
DRUNKENNESS	23	M											
		F											
DISORDERLY CONDUCT	24	M											
		F											
VAGRANCY	25	M											
		F											
ALL OTHER	26	M			1	1	3	4	9	9			
		F					2	4	6	4			2
SUSPICION	27	M											
		F											
CURFEW	28	M											
		F											
RUN-AWAYS	29	M											
		F											
TOTAL BY SEX		M		2	7	4	14	18	45	40		5	
		F			3	2	9	14	28	24		2	2
<b>GRAND TOTAL</b>				<b>2</b>	<b>10</b>	<b>6</b>	<b>23</b>	<b>32</b>	<b>73</b>	<b>64</b>		<b>7</b>	<b>2</b>

ARSON OFFENSES KNOWN TO LAW ENFORCEMENT

1 Property Classification	2 Offenses Reported or Known to Police (Include Unfounded and attempts)	3 Unfounded, i.e. False or Baseless Complaints	4 Number of Actual Offenses (Column 2 Minus Column 3) (Include Attempts)	5 Total Offenses Cleared by Arrest or Exceptional Means (Include Column 6)	6 Number of Clearances Involving Only Persons Under 18 Years of Age	7 Offenses Where Structures Uninhabited, Abandoned, or not Normally in Use	8 Estimated Value of Property Damage
STRUCTURAL							
A. Single Occupancy Residential: Houses, Townhouses, Duplexes, etc.							
B. Other Residential: Apartments, Tenements, Flats, Hotels, Motels, Inns, Dormitories, Boarding Houses, etc.							
C. Storage: Barns, Garages, Warehouses, etc.							
D. Industrial/Manufacturing:							
E. Other Commercial: Stores, Restaurants, Offices, etc.							
F. Community/Public: Churches, Jails, Schools, Colleges, Hospitals, etc.							
G. All Other Structure: Out Buildings, Monuments, Buildings Under Constructions, etc.							
TOTAL							
MOBILE							
H. Motor Vehicles: Automobiles, Trucks, Buses, Motorcycles, etc. UCR Definition	1		1			1	\$3,500
I. Other Mobile Property: Trailers, Recreational Vehicles, Airplanes, Boats, etc.							
TOTAL	1		1			1	\$3,500
OTHER							
J. TOTAL OTHER Crops, Timber, Fences, Signs, etc.	1		1	1	1	1	\$200
TOTAL	1		1	1	1	1	\$200
<b>GRAND TOTAL</b>	<b>2</b>		<b>2</b>	<b>1</b>	<b>1</b>	<b>2</b>	<b>\$3,700</b>

LAW ENFORCEMENT OFFICERS KILLED OR ASSAULTED

Type of Activity	Total assaults by weapon	Type of Weapon				Type of Assignment						Officer assaults cleared	
		Firearm	Knife or other cutting instrument	Other dangerous weapon	Hands, fists, feet, etc.	Two-officer vehicle	One-officer vehicle		Detective or special assgn.		Other		
							Alone	Asst	Alone	Ast	Alone		Asst
A	B	C	D	E	F	G	H	I	J	K	L	M	
1. Responding to disturbance calls (family quarrels, person with firearm, etc.)	7		4		3			7					
2. Burglaries in progress or pursuing burglary suspects													
3. Robberies in progress or pursuing robbery suspects													
4. Attempting other arrests	3				3	1		2					
5. Civil disorder (riot, mass disobedience, etc.)													
6. Handling, transporting, custody of prisoners													
7. Investigating suspicious persons or circumstances	1				1		1						
8. Ambush – no warning													
9. Mentally deranged													
10. Traffic pursuits and stops	1			1				1					
11. All other													
<b>12. TOTAL (1-11)</b>	<b>12</b>		<b>4</b>	<b>1</b>	<b>7</b>	<b>1</b>	<b>1</b>	<b>10</b>					
13. Number with person injury	3				3								
14. Number without personal injury	9		4	1	4								

15. TIME OF ASSAULTS	12 AM	2 AM	4 AM	6 AM	8 AM	10 AM	NOON	2 PM	4 PM	6 PM	8 PM	10 PM	UNK
	3							5		1	1	2	

OFFENSES KNOWN TO LAW ENFORCEMENT

(1) Classification of Offense	(2) Offenses Reported	(3) Unfounded Offenses	(4) Actual Offenses	(5) Offenses Cleared	(6) Juveniles Only
CRIMINAL HOMICIDE					
MURDER/NONNEG MANSLAUGHTER					
MANSLAUGHTER BY NEGLIGENCE					
TOTAL					
FORCIBLE RAPE					
RAPE BY FORCE					
ATTEMPTED FORCIBLE RAPE					
TOTAL					
ROBBERY					
FIREARM					
KNIFE/CUTTING INSTRUMENT					
OTHER DANGEROUS WEAPON					
STRONG-ARM (HANDS, FISTS)					
TOTAL					
ASSAULT					
FIREARM					
KNIFE OR CUTTING INSTRUMENT					
OTHER DANGEROUS WEAPON					
HANDS, FIST, FEET, AGGRAVATED	3		3	3	
OTHER ASSAULTS - SIMPLE	10		10	10	1
TOTAL	13		13	13	1
BURGLARY					
FORCIBLE ENTRY	3		3	1	
UNLAWFUL ENTRY - NO FORCE	4		4		
ATTEMPTED FORCIBLE ENTRY					
TOTAL	7		7	1	
LARCENY-THEFT					
THEFT (EX MOTOR VEHICLE)	27		27	2	
TOTAL	27		27	2	
MOTOR VEHICLE THEFT					
AUTOS	1		1	1	
TRUCKS AND BUSES					
OTHER VEHICLES	2		2		
TOTAL	3		3	1	
<b>GRAND TOTAL</b>	<b>50</b>		<b>50</b>	<b>17</b>	<b>1</b>

PROPERTY STOLEN BY CLASSIFICATION

CLASSIFICATION OF OFFENSES	NUMBER ACTUAL OFFENSES	VALUE OF PROPERTY STOLEN	
MURDER/NONNEG MANSLAUGHTER			
FORCIBLE RAPE			
ROBBERY			
HIGHWAY (STREET, ALLEYS, ETC.)			
COMMERCIAL HOUSE			
GAS OR SERVICE STATION			
CONVENIENCE STORE			
RESIDENCE			
BANK			
MISCELLANEOUS			
TOTAL ROBBERY			
BURGLARY			
RESIDENCE (DWELLING)			
NIGHT (6PM-6AM)	1	\$ 1,000	
DAY (6AM-6PM)			
UNKNOWN	2	\$ 303	
NON-RESIDENCE (STORE ETC.)			
NIGHT (6PM-6AM)			
DAY (6AM-6PM)	1	\$ 500	
UNKNOWN	3	\$ 1,700	
TOTAL BURGLARY	7	\$ 3,503	
LARCENY-THEFT			
\$200 AND OVER	15	\$ 17,570	
\$50 TO \$200	9	\$ 910	
UNDER \$50	3	\$ 55	
TOTAL	27	\$ 18,535	
6X. NATURE OF LARCENIES UNDER ITEM 6			
POCKET-PICKING			
PURSE-SNATCHING			
SHOPLIFTING			
FROM MOTOR VEHICLE		3	\$ 95
MOTOR VEHICLE PARTS & ACCESSORIES		1	\$ 50
BICYCLES			
FROM BUILDING(EX C&H)		8	\$ 8,967
FROM COIN-OP MACHINES		1	\$ 10
ALL OTHER		14	\$ 9,413
TOTAL LARCENY		27	\$ 18,535
MOTOR VEHICLE THEFT	3	\$ 6,000	
STOLEN & RECOVERED LOCALLY	1	\$ 5,000	
STOLEN LOCALLY & RECOVERED OTHER			
TOTAL STOLEN OTHER & RECOVERED LOCAL	1	\$ 5,000	
STOLEN IN OTHER JURIS & RECOVERED LOCALLY			
TOTAL MOTOR VEHICLE THEFT	3	\$ 6,000	
<b>GRAND TOTAL</b>	<b>37</b>	<b>\$ 28,038</b>	

PROPERTY BY TYPE AND VALUE

Type of Property (1)	Monetary Value of Property Stolen in Your Jurisdiction	
	STOLEN (2)	RECOVERED (3)
CURRENCY, NOTES, ETC.	\$ 7,356	
JEWELRY & PRECIOUS METALS		
CLOTHING AND FURS		
LOCALLY STOLEN MOTOR VEHICLE	\$ 6,000	\$ 5,000
OFFICE EQUIPMENT	\$ 600	
TV, RADIOS, CAMERAS, ETC.	\$ 1,277	
FIREARMS	\$ 550	
HOUSEHOLD GOODS		
CONSUMABLE GOODS	\$ 5,005	\$ 900
LIVESTOCK		
MISCELLANEOUS	\$ 7,250	\$ 1,500
<b>GRAND TOTAL</b>	<b>\$ 28,038</b>	<b>\$ 7,400</b>

AGE, SEX AND RACE OF PERSONS ARRESTED  
18 Years of age and over

CLASSIFICATIONS OF OFFENSES	UCR	SEX	AGE																TOT	RACE			
			18	19	20	21	22	23	24	25 29	30 34	35 39	40 44	45 49	50 54	55 59	60 64	65 OV		WHT	BLK	IND	ASN
MURDER/NONNEG MANSLAUGHTER	01A	M																					
		F																					
MANSLAUGHTER BY NEGLIGENCE	01B	M																					
		F																					
RAPE BY FORCE	02	M																					
		F																					
ROBBERY	03	M																					
		F																					
AGGRAVATED ASSAULT	04	M							1	1									2	1		1	
		F																					
BURGLARY	05	M	1																1	1			
		F																					
LARCENY	06	M												1					1				1
		F																					
MOTOR VEHICLE THEFT	07	M									1								1	1			
		F																					
OTHER ASSAULTS	08	M					1			1				1		2			5	3		2	
		F									2								2	2			
ARSON	09	M																					
		F																					
FORGERY	10	M																					
		F																					
FRAUD	11	M																					
		F																					
EMBEZZLEMENT	12	M																					
		F																					
STOLEN PROPERTY	13	M																					
		F																					
VANDALISM	14	M							1			1		1					3	2		1	
		F																					
WEAPONS	15	M	1				1							1					3			3	
		F																					
PROSTITUTION	16	M																					
		F																					

AGE, SEX AND RACE OF PERSONS ARRESTED  
18 Years of age and over

CLASSIFICATIONS OF OFFENSES	UCR	SEX	AGE																	TOT	RACE				
			18	19	20	21	22	23	24	25-29	30-34	35-39	40-44	45-49	50-54	55-59	60-64	65 OV	WHT		BLK	IND	ASN		
SEX OFFENSES	17	M																		2	2	1		1	
		F																							
DRUG/SALE/MAN	180	M																							
		F																							
NARCOTICS	180a	M																							
		F																							
MARIJUANA	180b	M																							
		F																							
SYNTHETIC NARC	180c	M																							
		F																							
OTHER/NON-NARC	180d	M																							
		F																							
DRUG/POSSESSION	185	M																							
		F																							
NARCOTICS	185e	M																							
		F																							
MARIJUANA	185f	M																							
		F																							
SYNTHETIC NARC	185g	M																							
		F																							
OTHER/NON-NARC	185h	M																							
		F																							
GAMBLING	19	M																							
		F																							
BOOKMAKING	19a	M																							
		F																							
NUMBERS	19b	M																							
		F																							
OTHER GAMBLING	19c	M																							
		F																							
FAMILY/CHILD	20	M																							
		F																							
DRIVING INFLUENCE	21	M		1					1	1	3	2			4	1	1	3	17	15			2		
		F					1			1				1					3	3					



AGE, SEX AND RACE OF PERSONS ARRESTED  
18 Years of age and over

CLASSIFICATIONS OF OFFENSES	UCR	SEX	AGE																TOT	RACE						
			18	19	20	21	22	23	24	25 29	30 34	35 39	40 44	45 49	50 54	55 59	60 64	65 OV		WHT	BLK	IND	ASN			
LIQUOR LAWS	22	M																								
		F																								
DRUNKENNESS	23	M																								
		F																								
DISORDERLY CONDUCT	24	M							1												1	1				
		F																								
VAGRANCY	25	M																								
		F																								
ALL OTHER	26	M			1		1		1	2	2	1		2	4						14	10		4		
		F													2						2	2				
SUSPICION	27	M																								
		F																								
CURFEW	28	M																								
		F																								
TOTAL BY SEX		M	2	1	1		3		4	6	7	5		6	8	3	1	3		50	35		14	1		
		F					1			1	2			3						7	7					
<b>GRAND TOTAL</b>			2	1	1		4		4	7	9	5		9	8	3	1	3		57	42		14	1		

AGE, SEX AND RACE OF PERSONS ARRESTED  
under 18 Years of age

CLASSIFICATIONS OF OFFENSES	UCR	SEX	AGE					TOT	RACE				
			Under 10	10-12	13-14	15	16		17	WHT	BLK	IND	ASN
MURDER/NONNEG MANSLAUGHTER	01A	M											
		F											
MANSLAUGHTER BY NEGLIGENCE	01B	M											
		F											
RAPE BY FORCE	02	M											
		F											
ROBBERY	03	M											
		F											
AGGRAVATED ASSAULT	04	M				1		1				1	
		F											
BURGLARY	05	M				1		1	1				
		F											
LARCENY	06	M											
		F											
MOTOR VEHICLE THEFT	07	M											
		F											
OTHER ASSAULTS	08	M					1	1	1				
		F											
ARSON	09	M											
		F											
FORGERY	10	M											
		F											
FRAUD	11	M											
		F											
EMBEZZLEMENT	12	M											
		F											
STOLEN PROPERTY	13	M											
		F											
VANDALISM	14	M											
		F											
WEAPONS	15	M											
		F											
PROSTITUTION	16	M											
		F											

AGE, SEX AND RACE OF PERSONS ARRESTED  
under 18 Years of age

CLASSIFICATIONS OF OFFENSES	UCR	SEX	AGE						TOT	RACE			
			Under 10	10-12	13-14	15	16	17		WHT	BLK	IND	ASN
SEX OFFENSES	17	M			1				1			1	
		F											
<b>DRUG/SALE/MAN</b>	180	M											
		F											
NARCOTICS	180a	M											
		F											
MARIJUANA	180b	M											
		F											
SYNTHETIC NARC	180c	M											
		F											
OTHER/NON-NARC	180d	M											
		F											
<b>DRUG/POSSESSION</b>	185	M											
		F											
NARCOTICS	185e	M											
		F											
MARIJUANA	185f	M											
		F											
SYNTHETIC NARC	185g	M											
		F											
OTHER/NON-NARC	185h	M											
		F											
<b>GAMBLING</b>	19	M											
		F											
BOOKMAKING	19a	M											
		F											
NUMBERS	19b	M											
		F											
OTHER GAMBLING	19c	M											
		F											
FAMILY/CHILD	20	M											
		F											
DRIVING INFLUENCE	21	M											
		F											

AGE, SEX AND RACE OF PERSONS ARRESTED  
under 18 Years of age

CLASSIFICATIONS OF OFFENSES	UCR	SEX	AGE						TOT	RACE			
			Under 10	10-12	13-14	15	16	17		WHT	BLK	IND	ASN
LIQUOR LAWS	22	M											
		F											
DRUNKENNESS	23	M											
		F											
DISORDERLY CONDUCT	24	M											
		F											
VAGRANCY	25	M											
		F											
ALL OTHER	26	M											
		F											
SUSPICION	27	M											
		F											
CURFEW	28	M											
		F											
RUN-AWAYS	29	M											
		F											
TOTAL BY SEX		M			1	2	1		4	2		2	
		F											
<b>GRAND TOTAL</b>					1	2	1		4	2		2	

ARSON OFFENSES KNOWN TO LAW ENFORCEMENT

1 Property Classification	2 Offenses Reported or Known to Police (Include Unfounded and attempts)	3 Unfounded, i.e. False or Baseless Complaints	4 Number of Actual Offenses (Column 2 Minus Column 3) (Include Attempts)	5 Total Offenses Cleared by Arrest or Exceptional Means (Include Column 6)	6 Number of Clearances Involving Only Persons Under 18 Years of Age	7 Offenses Where Structures Uninhabited, Abandoned, or not Normally in Use	8 Estimated Value of Property Damage
STRUCTURAL							
A. Single Occupancy Residential: Houses, Townhouses, Duplexes, etc.							
B. Other Residential: Apartments, Tenements, Flats, Hotels, Motels, Inns, Dormitories, Boarding Houses, etc.							
C. Storage: Barns, Garages, Warehouses, etc.							
D. Industrial/Manufacturing:							
E. Other Commercial: Stores, Restaurants, Offices, etc.							
F. Community/Public: Churches, Jails, Schools, Colleges, Hospitals, etc.							
G. All Other Structure: Out Buildings, Monuments, Buildings Under Constructions, etc.							
TOTAL							
MOBILE							
H. Motor Vehicles: Automobiles, Trucks, Buses, Motorcycles, etc. UCR Definition							
I. Other Mobile Property: Trailers, Recreational Vehicles, Airplanes, Boats, etc.							
TOTAL							
OTHER							
J. TOTAL OTHER Crops, Timber, Fences, Signs, etc.							
TOTAL							
<b>GRAND TOTAL</b>							

LAW ENFORCEMENT OFFICERS KILLED OR ASSAULTED

Type of Activity	Total assaults by weapon	Type of Weapon				Type of Assignment						Officer assaults cleared	
		Firearm	Knife or other cutting instrument	Other dangerous weapon	Hands, fists, feet, etc.	Two-officer vehicle	One-officer vehicle		Detective or special assgn.		Other		
							Alone	Asst	Alone	Ast	Alone		Asst
A	B	C	D	E	F	G	H	I	J	K	L	M	
1. Responding to disturbance calls (family quarrels, person with firearm, etc.)	2				2	1	1						2
2. Burglaries in progress or pursuing burglary suspects													
3. Robberies in progress or pursuing robbery suspects													
4. Attempting other arrests													
5. Civil disorder (riot, mass disobedience, etc.)													
6. Handling, transporting, custody of prisoners													
7. Investigating suspicious persons or circumstances													
8. Ambush – no warning													
9. Mentally deranged													
10. Traffic pursuits and stops													
11. All other													
<b>12. TOTAL (1-11)</b>	<b>2</b>				<b>2</b>	<b>1</b>	<b>1</b>						<b>2</b>
13. Number with person injury													
14. Number without personal injury	2				2								

15. TIME OF ASSAULTS	12 AM	2 AM	4 AM	6 AM	8 AM	10 AM	NOON	2 PM	4 PM	6 PM	8 PM	10 PM	UNK
		1								1			

## OFFENSES IN UNIFORM CRIME REPORTING<sup>8</sup>

The Uniform Crime Reporting (UCR) Program divides offenses into two groups, Part I and Part II crimes. Each month, participating law enforcement agencies submit information on the number of Part I offenses known to them; those offenses cleared by arrest or exceptional means; and the age, sex, and race of persons arrested for each of the offenses. Contributors provide only arrest data for Part II offenses.

The UCR Program collects data about Part I offenses in order to measure the level and scope of crime occurring throughout the Nation. The Program's founders chose these offenses because they are serious crimes, they occur with regularity in all areas of the country, and they are likely to be reported to police.

### The Part I offenses are:

**Criminal homicide** – a.) Murder and nonnegligent manslaughter: the willful (non-negligent) killing of one human being by another. Deaths caused by negligence, attempts to kill, assaults to kill, suicides, and accidental deaths are excluded. The Program classifies *justifiable homicides* separately and limits the definition to: (1) the killing of a felon by a law enforcement officer in the line of duty; or (2) the killing of a felon, during the commission of a felony, by a private citizen. b.) Manslaughter by negligence: the killing of another person through gross negligence. Deaths of persons due to their own negligence, accidental deaths not resulting from gross negligence, and traffic fatalities are not included in the category Manslaughter by Negligence.

**Forcible rape** – The carnal knowledge of a female forcibly and against her will. Rapes by force and attempts or assaults to rape, regardless of the age of the victim, are included. Statutory offenses (no force used – victim under age of consent) are excluded.

**Robbery** – The taking or attempting to take anything of value from the care, custody, or control of a person or persons by force or

threat of force or violence and/or by putting the victim in fear.

**Aggravated assault** – An unlawful attack by one person upon another for the purpose of inflicting severe or aggravated bodily injury. This type of assault usually is accompanied by the use of a weapon or by means likely to produce death or great bodily harm. Simple assaults are excluded.

**Burglary (breaking or entering)** – The unlawful entry of a structure to commit a felony or a theft. Attempted forcible entry is included.

**Larceny-theft (except motor vehicle theft)** – The unlawful taking, carrying, leading, or riding away of property from the possession or constructive possession of another. Examples are thefts of bicycles, motor vehicle parts and accessories, shoplifting, pocket-picking, or the stealing of any property or article that is not taken by force and violence or by fraud. Attempted larcenies are included. Embezzlement, confidence games, forgery, check fraud, etc., are excluded.

**Motor vehicle theft** – The theft or attempted theft of a motor vehicle. A motor vehicle is self-propelled and runs on land surface and not on rails. Motorboats, construction equipment, airplanes, and farming equipment are specifically excluded from this category.

**Arson** – Any willful or malicious burning or attempt to burn, with or without intent to defraud, a dwelling house, public building, motor vehicle or aircraft, personal property of another, etc.

### The Part II offenses are:

**Other assaults (simple)** – Assaults and attempted assaults which are not of an aggravated nature and do not result in serious injury to the victim. Stalking, intimidation, coercion, and hazing are included.

<sup>8</sup> Crime in the United States 2011, <http://www.fbi.gov/about-us/cjis/ucr/crime-in-the-u.s/2011/crime-in-the-u.s.-2011/offense-definitions>

**Forgery and counterfeiting** – The altering, copying or imitating of something, without authority or right, with the intent to deceive or defraud by passing the copy or thing altered or imitated as that which is the original or genuine; or the selling, buying, or possession of an altered, copied, or imitated thing with the intent to deceive or defraud. Attempts are included.

**Fraud** – The intentional perversion of the truth for the purpose or including another person or other entity in reliance upon it to part with something of value or to surrender a legal right. Fraudulent conversion and obtaining money or property by false pretenses. Confidence games and bad checks, except forgeries and counterfeiting, are included.

**Embezzlement** – The unlawful misappropriation or misapplication by an offender to his/her own use or purpose of money, property, or some other thing of value entrusted to his/her care, custody, or control.

**Stolen property; buying, receiving, possessing** – Buying, receiving, possessing, selling, concealing, or transporting any property with the knowledge that it has been unlawfully taken, as by burglary, embezzlement, fraud, larceny, robbery, ect. Attempts are included.

**Vandalism** – To willfully or maliciously destroy, injure, disfigure, or deface any public or private property, real or personal, without the consent of the owner or person having custody or control by cutting, tearing, breaking, marking, painting, drawing, covering with filth, or any other such means as may be specified by local law. Attempts are included.

**Weapons: carrying, possessing, etc.** – The violation of laws or ordinances prohibiting the manufacture, sale purchase, transportation, possession, concealment, or use of firearms, cutting instruments, explosives, incendiary devices, or other deadly weapons. Attempts are included.

**Prostitution and commercialized vice** – The unlawful promotion of or participation in sexual activities for profit, including at-

tempts. To solicit customers or transport persons for prostitution purposes; to own, manage, or operate a dwelling or other establishment for the purpose or providing a place where prostitution is performed; or to otherwise assist or promote prostitution.

**Sex offenses (except forcible rape, prostitution, and commercialized vice)** - Offenses against chastity, common decency, morals, and the like. Incest, indecent exposure, and statutory rape are included. Attempts are included.

**Drug abuse violation** – The violation of laws prohibiting the production, distribution, and/or use of certain controlled substances. The unlawful cultivation, manufacture, distribution, sale, purchase, use, possession, transportation, or importation of any controlled drug or narcotic substance. Arrests for violations of state and local laws, specifically those relating to the unlawful possession, sale, use, growing, manufacturing and making of narcotic drugs. The following drug categories are specified: opium or cocaine and their derivatives (morphine, heroin, codeine); marijuana; synthetic narcotics – manufactured narcotics that can cause true addiction (demerol, methadone); and dangerous non-narcotic drugs (barbiturates, benzedrine).

**Gambling** – To unlawfully bet or wager money or something else of value; assist, promote, or operate a game of chance for money or some other stake; possess or transmit wagering information; manufacture, sell, purchase, possess, or transport gambling equipment, devices, or goods; or tamper with the outcome of a sporting event or contest to gain a gambling advantage.

**Offenses against family and children** – Unlawful nonviolent acts by a family member (or legal guardian) that threaten the physical, mental, or economic well-being or morals or another family member and are not classifiable as other offenses, such as Assault or Sex Offenses. Attempts are included.

**Driving under the influence** – Driving or operating a motor vehicle or common carrier while mentally or physically impaired as the



result of consuming an alcoholic beverage or using a drug or narcotic.

**Liquor laws** – The violation of state or local laws or ordinances prohibiting the manufacture, sale, purchase, transportation, possession, or use of alcoholic beverages, not including driving under the influence and drunkenness. Federal violations are excluded.

**Drunkenness** – To drink alcoholic beverages to the extent that one's mental faculties and physical coordination are substantially impaired. Driving under the influence is excluded.

**Disorderly conduct** – Any behavior that tends to disturb the public peace or decorum, scandalize the community, or shock the public sense of morality.

**Vagrancy** – The violation of a court order, regulation, ordinance, or law requiring the

withdrawal of persons from the streets or other specified areas; prohibiting persons from remaining in an area or place in an idle or aimless manner; or prohibiting persons from going from place to place without visible means of support.

**All other offenses** – All violations of state or local laws not specifically identified as Part I or Part II offenses, except traffic violations.

**Suspicion** – Arrested for no specific offense and released without formal charges being placed.

**Curfew and loitering laws (persons under age 18)** – Violations by juveniles of local curfew or loitering ordinances.

**Runaways (persons under age 18)** – Limited to juveniles taken into protective custody under the provisions of local statutes.

*Crime in Alaska 2012* is an on-line publication of the Alaska Department of Public Safety's Division of Statewide Services. It is intended to inform Alaskans about the type and frequency of crime reported in Alaska during 2012.