

# *Behavioral Health Research and Services*

## *Alaska Judicial Council Retention Survey*

*Judges Eligible for Retention in 2008*

*Technical Report*

*May 2, 2008*



***Behavioral Health Research and Services (BHRS)*** is a research workgroup in the College of Arts and Sciences, University of Alaska Anchorage, dedicated to improving the behavioral and physical health of all members of our community. Our office is comprised of faculty, staff, and graduate and undergraduate students who conduct research, provide evaluation, and lead trainings and workshops for federal, state and municipal government agencies, non-profit organizations, and private enterprises. Our core staff members are:

Christiane Brems, Ph.D., ABPP, Professor and Co-Director

Mark E. Johnson, Ph.D., Professor and Co-Director

Staci Corey, M.S, Project Manager

Sarah Dewane, M.S., LPA, Project Manager

Gloria Eldridge, Ph.D., Associate Professor

Ginger Mongeau, B.B.A., Data Manager

Marcine Mullen, Business Manager

We provide a variety of services that are helpful to care providers, administrators, and policy makers in the areas of mental health, substance abuse, physical health, and criminal justice. We pride ourselves in providing quality services in the following areas:

- Consumer Satisfaction Measurement
- Data Management
- Focus Groups and Key Informant Interviews
- Grant Writing Support
- Instrument Development
- Needs Assessment
- Program Evaluation
- Staff Satisfaction Assessment
- Statistical Consultation
- Technical Assistance
- Trainings and Workshops

(907) 561-2880 (phone)

(907) 561-2895 (fax)

[aybhers@uaa.alaska.edu](mailto:aybhers@uaa.alaska.edu)

<http://bhers.uaa.alaska.edu>



P.O. Box 241626  
Anchorage, AK 99524-1626

## *Executive Summary*

This report presents the results of the retention survey asking Alaska Bar Association members, Alaska peace and probation officers, social workers, guardians ad litem, and court appointed special advocate (CASA) volunteers for their evaluations of one justice and 11 judges who will stand for retention in November 2008. In this survey, the Alaska Judicial Council asked all active and in-state inactive Alaska Bar Association members, and all Alaska peace and probation officers, social workers, guardians ad litem and CASA volunteers to evaluate these judges on the following characteristics: *Legal Ability, Impartiality, Integrity, Judicial Temperament, Diligence, and Overall Evaluation* (peace and probation officers, social workers, guardians ad litem and CASA volunteers did not rate on *Legal Ability*, and did not rate the two appellate judges). Comments provided by these individuals are included in a separate report.

### *Judges Standing for Retention*

Table 1 presents the mean scores given by Alaska Bar Association members with direct professional experience with the justice and 11 judges eligible for retention in 2008. Table 2 presents the mean scores given by peace and probation officers with direct professional experience with 10 judges. Table 3 presents the mean scores given by social workers, guardians ad litem, and CASA volunteers with direct professional experience with the same 10 judges. The following paragraphs summarize the findings. The number of respondents reported is only those respondents that indicated direct professional experience with the judge and evaluated them on at least one variable.

Justice Robert L. Eastaugh was evaluated by 323 Alaska Bar Association members who reported having direct professional experience with the judge. The mean score on *overall evaluation* was 4.5. The highest mean score was obtained on *integrity* (4.6) and the lowest score was obtained on *impartiality/fairness* (4.4).

Judge Robert G. Coats was evaluated by 132 Alaska Bar Association members who reported having direct professional experience with the judge. The mean score on *overall evaluation* was 4.2. The highest mean score was obtained on *integrity* (4.4) and the lowest scores were obtained on *legal ability* and *diligence* (4.1).

Judge Patricia A. Collins was evaluated by 205 Alaska Bar Association members who reported having direct professional experience with the judge. The mean score on *overall evaluation* was 4.6. The highest mean score was obtained on *integrity* (4.7) and the lowest mean scores were obtained on *legal ability* and *impartiality/fairness* (4.5). There were 37 Peace and Probation Officers who reported having direct professional experience with the judge. The mean score on *overall evaluation* was 4.4. The highest mean score was obtained on *integrity* (4.5) and the lowest mean scores were obtained on *impartiality/fairness* and *judicial temperament* (4.3). There were 19 Social Workers, Guardians ad Litem, and CASA Volunteers who reported having direct professional experience with the judge. The mean score on *overall evaluation* was 4.5. The highest mean score was obtained on *diligence* (4.5) and the lowest mean score was obtained on *impartiality/fairness* (4.1).

Judge Keith B. Levy was evaluated by 103 Alaska Bar Association members who reported having direct professional experience with the judge. The mean score on *overall evaluation* was 4.4. The highest mean score was obtained on *integrity* (4.6) and the lowest mean score was

obtained on *legal ability* (4.4). There were 19 Peace and Probation Officers who reported having direct professional experience with the judge. The mean score on *overall evaluation* was 4.1. The highest mean score was obtained on *integrity* (4.4) and the lowest mean score was obtained on *impartiality/fairness* (4.1). There were 2 Social Workers, Guardians ad Litem, and CASA Volunteers who reported having direct professional experience with the judge. The mean score on *overall evaluation* was 4.5. The highest mean score was obtained on *integrity* (5.0) and all the other categories obtained a mean score of 4.5.

Judge Craig F. Stowers was evaluated by 219 Alaska Bar Association members who reported having direct professional experience with the judge. The mean score on *overall evaluation* was 4.4. The highest mean score was obtained on *integrity* (4.6) and the lowest mean score was obtained on *impartiality/fairness* (4.3). There were 15 Peace and Probation Officers who reported having direct professional experience with the judge. The mean score on *overall evaluation* was 4.1. The highest mean scores were obtained on *integrity* and *judicial temperament* (4.1) and the lowest mean score was obtained on *impartiality/fairness* (3.9). There were 19 Social Workers, Guardians ad Litem, and CASA Volunteers who reported having direct professional experience with the judge. The mean score on *overall evaluation* was 3.9. The highest mean scores were obtained on *integrity* and *diligence* (4.3) and the lowest mean score was obtained on *impartiality/fairness* (3.8).

Judge Pat Hanley was evaluated by 135 Alaska Bar Association members who reported having direct professional experience with the judge. The mean score on *overall evaluation* was 4.5. The highest mean score was obtained on *integrity* (4.6) and the lowest mean score was obtained on *legal ability* (4.4). There were 39 Peace and Probation Officers who reported having direct professional experience with the judge. The mean score on *overall evaluation* was 4.8. The highest mean scores were obtained on *integrity*, *judicial temperament* and *diligence* (4.8) and the lowest mean score was obtained on *impartiality/fairness* (4.7). There was 1 Social Worker, Guardian ad Litem, and CASA Volunteer who reported having direct professional experience with the judge. The mean score on *overall evaluation* was 5.0 and all other categories obtain a mean score of 5.0.

Judge Margaret L. Murphy was evaluated by 69 Alaska Bar Association members who reported having direct professional experience with the judge. The mean score on *overall evaluation* was 3.5. The highest mean score was obtained on *integrity* (3.9) and the lowest mean score was obtained on *temperament* (3.4). There were 17 Peace and Probation Officers who reported having direct professional experience with the judge. The mean score on *overall evaluation* was 4.4. The highest mean score was obtained on *integrity* (4.5) and the lowest mean score was obtained on *impartiality/fairness* (4.1). There were 2 Social Workers, Guardians ad Litem, and CASA Volunteers who reported having direct professional experience with the judge. The mean score on *overall evaluation* was 4.5. The high score was obtained on *impartiality/fairness* (5.0) and all other categories obtain a mean score of 4.5.

Judge Daniel Schally was evaluated by 70 Alaska Bar Association members who reported having direct professional experience with the judge. The mean score on *overall evaluation* was 4.1. The highest mean score was obtained on *integrity* (4.3) and the lowest mean scores were obtained on *legal ability*, *impartiality/fairness*, and *judicial temperament* (4.1). There were 13 Peace and Probation Officers who reported having direct professional experience with the judge. The mean score on *overall evaluation* was 4.5. The highest mean scores were obtained on *integrity* and *judicial temperament* (4.6) and the lowest mean scores were obtained on

*impartiality/fairness* and *diligence* (4.5). There was 1 Social Worker, Guardian ad Litem, and CASA Volunteer who reported having direct professional experience with the judge. The mean score on *overall evaluation* was 5.0 and all other categories obtained a mean score of 5.0.

Judge Alex M. Swiderski was evaluated by 143 Alaska Bar Association members who reported having direct professional experience with the judge. The mean score on *overall evaluation* was 3.9. The highest mean score was obtained on *integrity* (4.2) and the lowest mean scores were obtained on *legal ability* and *judicial temperament* (3.9). There were 23 Peace and Probation Officers who reported having direct professional experience with the judge. The mean score on *overall evaluation* was 4.0. The highest mean score was obtained on *integrity* (4.3) and the lowest mean score was obtained on *diligence* (4.0). There were no Social Workers, Guardians ad Litem, and CASA Volunteers who reported having direct professional experience with this judge.

Judge Robert B. Downes was evaluated by 98 Alaska Bar Association members who reported having direct professional experience with the judge. The mean score on *overall evaluation* was 3.7. The highest mean scores were obtained on *integrity* and *judicial temperament* (4.0) and the lowest mean score was obtained on *diligence* (3.6). There were 43 Peace and Probation Officers who reported having direct professional experience with the judge. The mean score on *overall evaluation* was 4.3. The highest mean score was obtained on *integrity* (4.4) and the lowest mean score was obtained on *diligence* (4.2). There were 10 Social Workers, Guardians ad Litem, and CASA Volunteers who reported having direct professional experience with the judge. The mean score on *overall evaluation* was 3.8. The highest mean scores were obtained on *judicial temperament* and *diligence* (4.1) and the lowest mean score was obtained on *impartiality/fairness* (3.7).

Judge Dennis P. Cummings was evaluated by 74 Alaska Bar Association members who reported having direct professional experience with the judge. The mean score on *overall evaluation* was 3.0. The highest mean score was obtained on *integrity* (3.6) and the lowest mean scores were obtained on *legal ability* and *judicial temperament* (2.9). There were 21 Peace and Probation Officers who reported having direct professional experience with the judge. The mean score on *overall evaluation* was 3.9. The highest mean scores were obtained on *integrity* and *diligence* (4.0) and the lowest mean score was obtained on *judicial temperament* (3.7). There were no Social Workers, Guardians ad Litem, and CASA Volunteers who reported having direct professional experience with this judge.

Judge Raymond Funk was evaluated by 155 Alaska Bar Association members who reported having direct professional experience with the judge. The mean score on *overall evaluation* was 4.3. The highest mean score was obtained on *integrity* (4.5) and the lowest mean score was obtained on *judicial temperament* (4.2). There were 35 Peace and Probation Officers who reported having direct professional experience with the judge. The mean score on *overall evaluation* was 4.5. The highest mean scores were obtained on *impartiality/fairness* and *integrity* (4.5) and the lowest mean scores were obtained on *judicial temperament* and *diligence* (4.4). There were 2 Social Workers, Guardians ad Litem, and CASA Volunteers who reported having direct professional experience with the judge. The mean score on *overall evaluation* was 4.5. All categories obtained a mean score of 4.5.

**Table 1**  
**Mean Ratings of Alaska Bar Association Members for Judges Eligible for Retention in 2008**

		<b>Legal Ability</b>	<b>Impartiality/ Fairness</b>	<b>Integrity</b>	<b>Temperament</b>	<b>Diligence</b>	<b>Overall Evaluation</b>
	<b>N</b>	<b>Mean</b>	<b>Mean</b>	<b>Mean</b>	<b>Mean</b>	<b>Mean</b>	<b>Mean</b>
Robert L. Eastaugh	323	4.5	4.4	4.6	4.5	4.5	4.5
Robert G. Coats	132	4.1	4.2	4.4	4.3	4.1	4.2
Patricia A. Collins	205	4.5	4.5	4.7	4.6	4.6	4.6
Keith B. Levy	103	4.4	4.5	4.6	4.5	4.5	4.4
Craig F. Stowers	219	4.4	4.3	4.6	4.4	4.4	4.4
Pat Hanley	135	4.4	4.5	4.6	4.5	4.5	4.5
Margaret L. Murphy	69	3.6	3.7	3.9	3.4	3.7	3.5
Daniel Schally	70	4.1	4.1	4.3	4.1	4.2	4.1
Alex M. Swiderski	143	3.9	4.0	4.2	3.9	4.0	3.9
Robert B. Downes	98	3.7	3.8	4.0	4.0	3.6	3.7
Dennis P. Cummings	74	2.9	3.2	3.6	2.9	3.2	3.0
Raymond Funk	155	4.3	4.3	4.5	4.2	4.3	4.3

Note: Ratings for only those respondents with direct professional experience with the judge and who rated on at least one variable.

**Table 2**  
**Mean Ratings of Peace and Probation Officers for Judges Eligible for Retention in 2008**

		<b>Impartiality/ Fairness</b>	<b>Integrity</b>	<b>Judicial Temperament</b>	<b>Diligence</b>	<b>Overall Evaluation</b>
	<b>N</b>	<b>Mean</b>	<b>Mean</b>	<b>Mean</b>	<b>Mean</b>	<b>Mean</b>
Patricia A. Collins	37	4.3	4.5	4.3	4.4	4.4
Keith B. Levy	19	4.1	4.4	4.2	4.2	4.1
Craig F. Stowers	15	3.9	4.1	4.1	4.0	4.1
Pat Hanley	39	4.7	4.8	4.8	4.8	4.8
Margaret L. Murphy	17	4.1	4.5	4.3	4.3	4.4
Daniel Schally	13	4.5	4.6	4.6	4.5	4.5
Alex M. Swiderski	23	4.1	4.3	4.1	4.0	4.0
Robert B. Downes	43	4.3	4.4	4.3	4.2	4.3
Dennis P. Cummings	21	3.8	4.0	3.7	4.0	3.9
Raymond Funk	35	4.5	4.5	4.4	4.4	4.5

Note: Ratings for only those respondents with direct professional experience with the judge and who rated on at least one variable.

**Table 3**  
**Mean Ratings of Social Workers, Guardians ad Litem, and CASA Volunteers for Judges Eligible for Retention in 2008**

	<b>N</b>	<b>Impartiality/ Fairness Mean</b>	<b>Integrity Mean</b>	<b>Judicial Temperament Mean</b>	<b>Diligence Mean</b>	<b>Overall Evaluation Mean</b>
Patricia A. Collins	19	4.1	4.4	4.3	4.5	4.5
Keith B. Levy	2	4.5	5.0	4.5	4.5	4.5
Craig F. Stowers	19	3.8	4.3	4.1	4.3	3.9
Pat Hanley	1	5.0	5.0	5.0	5.0	5.0
Margaret L. Murphy	2	5.0	4.5	4.5	4.5	4.5
Daniel Schally	1	5.0	5.0	5.0	5.0	5.0
Alex M. Swiderski	--	--	--	--	--	--
Robert B. Downes	10	3.7	4.0	4.1	4.1	3.8
Dennis P. Cummings	--	--	--	--	--	--
Raymond Funk	2	4.5	4.5	4.5	4.5	4.5

Note: Ratings for only those respondents with direct professional experience with the judge and who rated on at least one variable.



## *Table of Contents*

Executive Summary .....	i
Table 1: Mean Ratings of Alaska Bar Association Members for Judges Eligible for Retention in 2008 .....	iv
Table 2: Mean Ratings of Peace and Probation officers for Judges Eligible for Retention in 2008 .....	v
Table 3: Mean Ratings of Social Workers, Guardians ad Litem and CASA volunteers for Judges Eligible for Retention in 2006 .....	vi
Introduction.....	1
Method .....	1
Table 4: Survey Return Rates .....	3
Table 5: Respondent Characteristics, ABA Members .....	4
Table 6: Respondent Characteristics, Peace and Probation Officers .....	5
Table 7: Respondent Characteristics, Social Workers, Guardians ad Litem and CASA Volunteers .....	6
Results.....	10
Table 8: Alaska Bar Members’ Level of Experience with Judges.....	11
Table 9: Peace and Probation Officers’ Level of Experience with Judges .....	12
Table 10: Social Workers, Guardians ad Litem and CASA volunteers Level of Experience with Judges.....	13
Table 11: Distribution of Responses for Alaska Bar Members .....	14
Table 12: Distribution of Responses for Peace and Probation Officers.....	15
Table 13: Distribution of Responses for Social Workers, Guardians ad Litem and CASA volunteers .....	16
Table 14: Mean Scores on ABA Members’ Overall Rating by Type of Caseload.....	18
Table 15: Mean Scores on Overall Rating by Location of Practice.....	19
Table 16: Mean Scores on ABA Members’ Overall Rating by Type of Practice.....	20
Table 17: Mean Scores on ABA Members’ Overall Rating by Respondent Gender.....	21
Table 18: Mean Scores on ABA Members’ Overall Rating by Length of Alaska Practice...	22
Table 19: Mean Score on Peace & Probation Officers’ Overall Rating by Type of Work...	23
Table 20: Mean Score on Peace & Probation Officers’ Overall Rating by Location of Work .....	24
Table 21: Mean Score on Peace & Probation Officers’ Overall Rating by Community Population .....	25
Table 22: Mean Score on Peace & Probation Officers’ Overall Rating by Respondent Gender.....	26
Table 23: Mean Score on Peace & Probation Officers’ Overall Rating by Length of Experience.....	27
Table 24: Mean Score on Social Workers, Guardians ad Litem and CASA volunteers Overall Rating by Type of Work.....	28
Table 25: Mean Score on Social Workers, Guardians ad Litem and CASA volunteers Overall Rating by Location of Work.....	29
Table 26: Mean Score on Social Workers, Guardians ad Litem and CASA volunteers Overall Rating by Community Population .....	30

Table 27: Mean Score on Social Workers, Guardians ad Litem and CASA volunteers Overall Rating by Respondent Gender.....	31
Table 28: Mean Score on Social Workers, Guardians ad Litem and CASA volunteers Overall Rating by Length of Experience.....	32

*Supreme Court*

Table 1: Justice Robert L. Eastaugh.....	34
--	----

*Court of Appeals*

Table 2: Judge Robert G. Coats .....	40
--------------------------------------	----

*First Judicial District*

Table 3: Superior Court Judge Patricia A. Collins (Juneau).....	46
Table 4: District Court Judge Keith B. Levy (Juneau).....	56

*Third Judicial District*

Table 5: Superior Court Judge Craig F. Stowers (Anchorage) .....	66
Table 6: District Court Judge Pat Hanley (Anchorage) .....	76
Table 7: District Court Judge Margaret L. Murphy (Homer).....	86
Table 8: District Court Judge Daniel Schally (Valdez).....	96
Table 9: District Court Judge Alex M. Swiderski (Anchorage) .....	106

*Fourth Judicial District*

Table 10: Superior Court Judge Robert B. Downes (Fairbanks) .....	116
Table 11: District Court Judge Dennis P. Cummings (Bethel) .....	126
Table 12: District Court Judge Raymond Funk (Fairbanks) .....	136

Appendix  
Survey Instrument

# ***Judicial Retention Survey: Judges Eligible for Retention 2006***

*Prepared by BHRS  
May 2, 2008*

## ***Introduction***

The State of Alaska Constitution and laws mandate that justices and judges be approved or rejected on a non-partisan ballot at each general election. The Alaska Judicial Council has been given the responsibility to evaluate judges and justices standing for retention. As part of the information utilized to fulfill this responsibility, surveys of active and in-state inactive members of the Alaska Bar Association, Alaska peace and probation officers, social workers, guardians ad litem, and CASA volunteers are conducted by the Alaska Judicial Council.

This report presents the results of the retention survey asking Alaska Bar Association members for their evaluations of one Supreme Court Justice, one Court of Appeals Judge, three Superior and seven District Court Judges, and asking Alaska peace and probation officers, social workers, guardians ad litem and court appointed special advocate (CASA) volunteers for their evaluations of three Superior and seven District Court Judges who will stand for retention in November 2008. In this survey, the Alaska Judicial Council asked all active and in-state inactive Alaska Bar Association members, all Alaska peace and probation officers, social workers, guardians ad litem and CASA volunteers to evaluate these judges on the following characteristics: *Legal Ability, Impartiality, Integrity, Judicial Temperament, Diligence, and Overall Evaluation* (peace and probation officers, social workers, guardians ad litem and CASA volunteers did not rate on *Legal Ability*). Comments provided by these individual are included in a separate report.

To maintain objectivity, the Alaska Judicial Council contracted with Behavioral Health Research and Services (BHRS), a research workgroup administratively housed in the College of Arts and Sciences, University of Alaska Anchorage. BHRS was responsible for all aspects of data collection as they pertain to both on-line and paper surveying, and for preparing the current report summarizing survey procedures and findings.

## ***Method***

### ***Respondents***

The survey was targeted and mailed to three respondent groups, namely, 2,884 active and in-state inactive members of the Alaska Bar Association (ABA); 1,539 Alaska peace and probation officers; and 374 social workers, guardians ad litem and CASA volunteers. In addition to mailing the survey to all ABA members, and peace and probation officers, all ABA members and peace and probation officers for whom the Alaska Judicial Council had an e-mail address were sent an e-mail message informing them of the availability of a web-based version of the Judicial Retention Survey. Social workers, guardians ad litem, and CASA volunteers were only

mailed a paper survey. The mailing of the surveys took place on January 28, 2008, with a due date of March 10, 2008; e-mail messages were sent on January 28, 2008, with the same due date for completion of the on-line survey.

A total of 1,268 surveys were returned, with 770 from ABA members; 409 from peace and probation officers; and 89 from social workers, guardians ad litem and CASA volunteers. There were 34 surveys returned without signatures, with illegible signatures, or without being on the mailing list and, thus, were excluded from data entry and analyses. ABA members initiated 764 web-based surveys. Of these 764, 124 were initiated but not completed; that is, no responses were provided. Additionally, five respondents provided duplicate on-line surveys and paper surveys. For these individuals, the survey received first was retained and the duplicate discarded. Two on-line surveys and three paper surveys were deleted. Peace and probation officers initiated 393 on-line surveys. Of the 393, 64 were initiated but not completed; that is, no responses were provided. No duplicate surveys were received from peace and probation officers.

From ABA members, included in the final data analysis were 182 paper surveys and 638 on-line surveys, for a total of 770 surveys and a 26.7% return rate. From peace and probation officers, included in the final data analysis were 80 paper surveys and 329 on-line surveys for a total of 409 surveys and a 26.6% return rate. From social workers, guardians ad litem, and CASA volunteers included in the final data analysis were 89 surveys for a response rate of 23.8%. Table 4 shows the overall return rates for the groups of respondents.

**Table 4**  
*Survey Return Rates*

<b><i>Return Rate for all groups</i></b>	
Total potential participants	4,797
Total responding	1,268
Response rate	26.4%
<b><i>Return Rate for Alaska Bar Association Members</i></b>	
Total potential participants	2,884
Total responding	770
Response rate	26.7%
<b><i>Return Rate for Peace and Probation Officers</i></b>	
Total potential participants	1,539
Total responding	409
Response rate	26.6%
<b><i>Return Rate for Social Workers, Guardian ad Litem and CASA volunteers</i></b>	
Total potential participants	374
Total responding	89
Response rate	23.8%

***Demographic Descriptions of Respondents***

Demographic information was collected from each respondent to provide details about the characteristics of the individuals who provided the ratings summarized in this report. Tables 5 to 7 provides a breakdown of these demographic characteristics by targeted respondent groups.

**Table 5**  
**Respondent Characteristics: Alaska Bar Association**

	N	%
<b>Type of Practice</b>		
No Response	22	2.6%
Private, Solo	194	23.6%
Private, 2-5 Attorneys	144	17.5%
Private, 6+ Attorneys	125	15.2%
Private, Corporate Employee	28	3.4%
Judge or Judicial Officer	69	8.4%
Government	180	21.9%
Public Service Agency or Organization (Not Govt)	23	2.8%
Retired	35	4.2%
Other	--	0.0%
<b>Length of Alaska Practice</b>		
No Response	41	5.0%
5 Years or fewer	100	12.1%
6 to 10 years	85	10.3%
11 to 15 years	82	10.0%
16 to 20 years	115	14.0%
21 years or more	397	48.4%
<b>Gender</b>		
No response	28	3.4%
Male	537	65.4%
Female	255	31.0%
<b>Cases Handled</b>		
No Response	24	2.9%
Prosecution	28	3.4%
Mainly Criminal	46	5.6%
Mixed Criminal & Civil	173	21.0%
Mainly Civil	488	59.5%
Other	61	7.4%
<b>Location of Practice</b>		
No Response	21	2.5%
First District	112	13.6%
Second District	12	1.4%
Third District	544	66.3%
Fourth District	92	11.2%
Outside of Alaska	39	4.7%

**Table 6**  
**Respondent Characteristics: Peace and Probation Officers**

	N	%
<b>Type of Work</b>		
No Response	332	81.1%
State Law Enforcement Officer	4	0.9%
Municipal/Borough Law Enforcement Officer	70	17.1%
Village Public Safety Officer (VSPO)	3	0.7%
Probation/Parole Officer	--	0.0%
Other	--	0.0%
<b>Length of Alaska Experience</b>		
No Response	10	2.4%
5 Years or fewer	100	24.4%
6 to 10 years	114	27.8%
11 to 15 years	84	20.5%
16 to 20 years	62	15.1%
21 years or more	39	9.5%
<b>Gender</b>		
No response	4	0.9%
Male	348	85.0%
Female	57	13.9%
<b>Location of Practice</b>		
No Response	4	0.9%
First District	48	11.7%
Second District	135	33.0%
Third District	218	53.3%
Fourth District	4	0.9%
Outside of Alaska	--	0.0%
<b>Community Population</b>		
No Response	333	81.4%
Under 2,000	8	1.9%
Between 2,000 and 35,000	62	15.1%
Over 35,000	6	1.4%

**Table 7**  
**Respondent Characteristics: Social Workers, Guardians ad Litem and CASA Volunteers**

	N	%
<b>Type of Work</b>		
No Response	--	0.0%
Social Worker	40	44.9%
Guardian Ad Litem	16	17.9%
CASA Volunteer	31	34.8%
Other	2	2.2%
<b>Length of Alaska Experience</b>		
No Response	4	4.4%
5 Years or fewer	39	43.8%
6 to 10 years	30	33.7%
11 to 15 years	7	7.8%
16 to 20 years	6	6.7%
21 years or more	3	3.3%
<b>Gender</b>		
No response	--	0.0%
Male	9	10.1%
Female	80	89.8%
<b>Location of Practice</b>		
No Response	3	3.3%
First District	22	24.7%
Second District	--	0.0%
Third District	46	51.6%
Fourth District	18	20.2%
Outside of Alaska	--	0.0%
<b>Community Population</b>		
No Response	4	4.4%
Under 2,000	1	1.1%
Between 2,000 and 35,000	31	34.8%
Over 35,000	53	59.5%



## ***Instrumentation***

The Alaska Judicial Council developed survey booklets that contained the names of all judges eligible for retention in 2008. These survey booklets were individualized to three targeted respondent groups and thus differed slightly on the items. Specifically, the survey booklets targeted for members of the Alaska Bar Association contained six items and the survey booklets targeted for Alaska peace and probation officers, social workers, guardians ad litem and CASA volunteers contained five.

To insure that respondents understood the reasons for having received the survey booklet and the importance of their response, the Alaska Judicial Council provided an explanation for the survey in each booklet. Specifically, the following details were provided about the retention survey:

*“In this survey booklet you will evaluate judges eligible to stand for retention in 2008. Please rate only those judges for whom you have a sufficient basis for evaluation. Your evaluation may be based upon direct professional experience, social contacts, or professional reputation. If you lack sufficient knowledge to evaluate, circle the number 9 (“insufficient knowledge to evaluate this judge”) under Question 1, and go on to the next judge.”*

The survey booklet solicited detailed ratings about each judge eligible for retention in six overall areas of performance: *Legal Ability, Impartiality, Integrity, Judicial Temperament, Diligence, and Overall Evaluation*. It should be noted that the survey booklets sent to peace and probation officers, and social workers, guardians ad litem and CASA volunteers did not include the *Legal Ability* scale. Each item on the survey was rated by respondents on a 5-point Likert scale that ranged from *poor* (1) to *excellent* (5). Following are the specific instructions and anchors provided on the survey booklet.

*“All questions relate only to the qualities of the judge in the performance of judicial duties. The first set of items on each page asks for your experience with each judge. Please circle the appropriate numbers. For remaining items, use the following rating scale.”*

1.	Poor	Seldom meets minimum standards of performance for this court.
2.	Deficient	Does not always meet minimum standards of performance for this court.
3.	Acceptable	Meets minimum standards of performance for this court.
4.	Good	Often exceeds minimum standards of performance for this court.
5.	Excellent	Consistently exceeds minimum standards for this court.
9.	Insufficient Knowledge	Insufficient knowledge to rate this judge on this criterion.

In addition to providing ratings across the six (or five) areas, respondents were asked to provide comments on each of the 12 (or 10) judges eligible to stand for retention in 2008.

Sample pages from the surveys (paper and web-based) are contained in the Appendix of this report. The survey and survey instructions were nearly identical for the paper and on-line surveys.

### ***Procedures***

On January 28, 2008, the Alaska Judicial Council requested participation in this survey by the 2,884 active and in-state inactive Alaska Bar Association members; 1,539 Alaska peace and probation officers, and 374 social workers, guardians ad litem, and CASA volunteers. These ABA members were asked to evaluate 12 judges; PPO's and social workers, guardians ad litem, and CASA volunteers were asked to evaluate 10 judges. Of the 2,884 ABA members, 346 received only a paper survey, 2,290 received only an email survey, and 248 received both on-line and a paper survey. Of the 1,539 PPO's, 285 received only a paper survey and 1,254 received only an on-line survey. The 374 social workers, guardians ad litem, and CASA volunteers received only a paper survey. The deadline for receipt of the surveys was March 10, 2008; however, due to a few days of technical difficulties with the on-line survey, the deadline for receipt of on-line surveys was extended to March 12, 2008. Additionally, to facilitate maximum participation and allow for delayed mail delivery from rural areas, paper surveys were considered received by the deadline if they arrived by March 13, 2008. Surveys received after this date were not included in statistical analyses; however, comments were included until the reports were finalized.

### ***Confidentiality and Data Safety***

The Alaska Judicial Council included a statement in each survey booklet that assured respondents of the confidentiality of their responses. Specifically, this statement read as follows:

*“All responses will be aggregated solely for statistical analysis. BHRS will conduct the analysis. The identity of individual respondents will remain strictly confidential. Responses to the demographic questions also are confidential. Demographic data are critical to our analysis; strict guidelines are followed to protect the identities of all respondents. To promote a candid response, your comments remain anonymous to the judge whether or not you sign your name. Providing your name is optional but does give your comments added credibility with the Council members. Your name will not be given to the judge. Survey comments will be shared with a judge only after the comments have been edited to remove information that might identify the respondent. BHRS provides the Council with a separate comments section on each judge. Thus, you will have to write your name on each comments page for which you wish to identify yourself to the Council.”*

Confidentiality is also a paramount concern at BHRS and translates into specific procedures related to data safety. Because data such as the ones collected through the judicial retention survey are of a sensitive nature, BHRS has instituted rigorous and explicit procedures and made use of established infrastructure that protects data. Specifically, for paper data, BHRS has lockable fire-proof, tamper-resistant file cabinets that are kept locked at all times except during

business hours and that are stored in a separately keyed file room. Organizational policies and procedures are in place dictating that all data must stay in the file cabinets at all times except when being used for data entry or related purposes. Once entered, all electronic data are maintained on a dedicated Digital Equipment Corporation Alpha 4000 server; no data are ever maintained on the hard drives of local PCs or on other media. Dedicated exclusively to BHRS, the DEC server is accessible only by BHRS staff.

### ***Assurance of Non-Duplicate Responding***

To insure that as few duplicates or invalid surveys as possible were received, the Alaska Judicial Council provided clear instructions to potential respondents about how to handle the survey booklets. Specifically, respondents were asked to follow the procedures detailed below.

*“A self-addressed, postage-paid return envelope is enclosed for the return of your completed evaluation. Place the completed survey inside the envelope marked “Confidential” and seal the envelope. Place the “Confidential” envelope in the return envelope and sign in the space provided. **The return envelope must be signed** in order for your survey to be counted. Also, please **print** your name and address on the return envelope.”*

Based on these instructions, procedures were implemented by BHRS to insure that each respondent returned no more than one survey. Specifically, prior to the return envelope being opened and the survey removed, the individual’s name, as identified on the outside of the return envelope, was added to a survey log and marked as received. If an individual’s name was already on the log and marked as received, the envelope remained unopened and was marked “duplicate.” If a survey was returned without a name on the outside envelope, the envelope was opened to ascertain whether the individual signed the comment section. If the identity of the respondent could not be determined, or if the name on the envelope was not on the mailing list, the survey was not used in data analyses and tabulation. These procedures insured that only one survey per respondent was used in data analyses. Additionally, surveys returned without signatures, with illegible signatures, or without being on the mailing list were excluded from data entry and analyses, and are not reflected in the total number of surveys received.

Relative to the on-line data collection, each potential respondent was provided with a unique control code that could only be used for survey completion on one occasion. BHRS carefully compared this listing against a listing of paper survey respondents to insure that only either an on-line or a paper survey was received. For identified duplicate surveys, the one received first was retained.

### ***Data Management***

BHRS, with a goal of virtually error-free data handling, has implemented rigorous data handling procedures that insure the accuracy of data entry and final data analyses. These procedures used for the hard copy surveys include careful data preparation prior to data entry, development of customized data entry programs with built-in error reduction, and rekey verification (entering the same data twice). With these procedures, error-free data entry is achieved. Relative to data entry, quantitative data obtained from the surveys were entered using Viking Data Entry System. Viking Data Entry software is ideal for clean data entry as it restricts data entry to valid field

parameters and requires rekey verification of each data point as defined when the program is developed. Through the identification of valid field parameters, restriction of invalid data, and rekey verification, the accuracy rate of data entry is virtually 100%.

The on-line data were collected and formatted to a flat text file with one line for each respondent. The data file was merged with the paper survey data using SAS software.

### ***Data Analyses***

To achieve maximum relevance of the ratings provided in this report, the information respondents provided regarding their level of knowledge about each judge was used to extract ratings from those respondents who reported *direct professional experience* with a given judge. Thus, unless otherwise noted in a given table presenting findings from the survey, the ratings provided are based strictly on surveys from those respondents who have direct professional experience with the indicated judge.

## ***Results***

### ***Respondents' Level of Experience with Each Judge***

All respondents were asked to describe the type of experience (or basis of evaluation) they had with each rated judge, specifically, direct professional experience, professional reputation, or other personal contacts. The survey booklet allowed respondents to select more than one of these types of experience with a given judge. Respondents who selected more than one response were grouped in a hierarchical manner. If direct professional experience was one of the selected answers, this became the category in which the respondent was placed. If direct professional experience was not a selected response, the next level of grouping was based on professional reputation. Respondents were placed in the other personal contacts category only if this was their only selected response.

Following is a description and breakdown by targeted respondent group of the type of experience (or basis of evaluation) of respondents. Included in the first two columns of numbers are the percentage and number of individuals within a targeted respondent group who rated this judge. This percentage is based on all respondents who rated the judge, not just those with direct professional experience. The next four columns provide the number of individuals who indicated each of the possible levels of experience.

**Table 8**  
**Alaska Bar Members' Level of Experience with Judges**

	<b>Percent of the 770 ABA members who rated this judge</b>	<b>N</b>	<b>No Response</b>	<b>N</b>	<b>Direct Professional Experience</b>	<b>N</b>	<b>Professional Reputation</b>	<b>N</b>	<b>Other Personal Contacts</b>	<b>N</b>
Robert L. Eastaugh	54.6%	434	8	325	95	6				
Robert G. Coats	25.8%	199	4	132	52	11				
Patricia A. Collins	33.5%	258	2	207	46	3				
Keith B. Levy	19.5%	150	1	104	38	7				
Craig F. Stowers	33.0%	254	7	220	25	2				
Pat Hanley	20.4%	157	3	135	14	5				
Margaret L. Murphy	10.9%	84	1	69	10	4				
Daniel Schally	11.4%	88	1	71	9	7				
Alex M. Swiderski	23.9%	184	3	143	25	13				
Robert B. Downes	14.8%	114	2	98	13	1				
Dennis P. Cummings	13.1%	101	1	74	20	6				
Raymond Funk	23.6%	182	2	155	20	5				

**Table 9**  
**Peace and Probation Officers Level of Experience with Judges**

	<b>Percent of the 409 PPO who rated this judge</b>	<b>N</b>	<b>No Response</b>	<b>N</b>	<b>Direct Professional Experience</b>	<b>N</b>	<b>Professional Reputation</b>	<b>N</b>	<b>Other Personal Contacts</b>	<b>N</b>
Patricia A. Collins	13.4%	55	10		37		8		0	
Keith B. Levy	7.3%	30	9		19		2		0	
Craig F. Stowers	4.9%	20	1		15		4		0	
Pat Hanley	12.2%	50	0		39		11		0	
Margaret L. Murphy	6.1%	25	3		17		5		0	
Daniel Schally	4.2%	17	2		13		1		1	
Alex M. Swiderski	7.1%	29	0		23		6		0	
Robert B. Downes	13.0%	53	2		43		7		1	
Dennis P. Cummings	6.6%	27	0		21		6		0	
Raymond Funk	9.5%	39	2		35		2		0	

**Table 10**  
***Social Workers, Guardians ad Litem and CASA Volunteers' Level of Experience with Judges***

	<b>Percent of the 89 Social Workers, GAL's &amp; CASA's who rated this judge</b>	<b>N</b>	<b>No Response N</b>	<b>Direct Professional Experience N</b>	<b>Professional Reputation N</b>	<b>Other Personal Contacts N</b>
Patricia A. Collins	22.5%	20	0	19	1	0
Keith B. Levy	3.4%	3	0	2	1	0
Craig F. Stowers	29.2%	26	7	19	0	0
Pat Hanley	4.5%	4	1	1	2	0
Margaret L. Murphy	4.5%	4	2	2	0	0
Daniel Schally	0.5%	2	1	1	0	0
Alex M. Swiderski	0.2%	1	0	0	0	1
Robert B. Downes	2.7%	11	0	10	1	0
Dennis P. Cummings	0.2%	1	1	0	0	0
Raymond Funk	0.7%	3	1	2	0	0

**Table 11**  
***Distribution of Responses and Measures of Central Tendency for Overall Rating:  
Alaska Bar Association Members***

	<b>N</b>	<b>Poor</b>	<b>Deficient</b>	<b>Acceptable</b>	<b>Good</b>	<b>Excellent</b>	<b>Mean</b>	<b>Median</b>	<b>Std</b>
	<b>N</b>	<b>N</b>	<b>N</b>	<b>N</b>	<b>N</b>	<b>N</b>			
Robert L. Eastaugh	322	2	15	24	69	212	4.5	5	0.9
Robert G. Coats	132	5	6	15	41	65	4.2	4	1.1
Patricia A. Collins	205	3	1	16	40	145	4.6	5	0.8
Keith B. Levy	103	2	2	6	31	62	4.4	5	0.8
Craig F. Stowers	217	4	7	15	69	122	4.4	5	0.9
Pat Hanley	135	1	4	7	42	81	4.5	5	0.8
Margaret L. Murphy	69	3	14	13	23	16	3.5	4	1.2
Daniel Schally	70	1	3	9	30	27	4.1	4	0.9
Alex M. Swiderski	143	8	9	21	52	53	3.9	4	1.1
Robert B. Downes	95	5	10	22	25	33	3.7	4	1.2
Dennis P. Cummings	74	6	16	29	15	8	3.0	3	1.1
Raymond Funk	152	1	6	15	47	83	4.3	5	0.9

Note: Ratings for only those respondents with direct professional experience with the judge.



**Table 12**  
***Distribution of Responses and Measures of Central Tendency for Overall Rating:  
Peace and Probation Officers***

	<b>N</b>	<b>Poor N</b>	<b>Deficient N</b>	<b>Acceptable N</b>	<b>Good N</b>	<b>Excellent N</b>	<b>Mean</b>	<b>Median</b>	<b>Std</b>
Patricia A. Collins	37	--	3	3	6	25	4.4	5	1.0
Keith B. Levy	18	--	1	2	9	6	4.1	4	0.8
Craig F. Stowers	15	1	--	4	2	8	4.1	5	1.2
Pat Hanley	39	--	--	1	6	32	4.8	5	0.5
Margaret L. Murphy	17	--	--	4	2	11	4.4	5	0.9
Daniel Schally	13	--	--	1	5	7	4.5	5	0.7
Alex M. Swiderski	21	--	2	5	5	9	4.0	4	1.0
Robert B. Downes	42	--	--	10	9	23	4.3	5	0.8
Dennis P. Cummings	21	--	2	4	9	6	3.9	4	0.9
Raymond Funk	35	--	--	6	7	22	4.5	5	0.8

Note: Ratings for only those respondents with direct professional experience with the judge.

**Table 13**  
***Distribution of Responses and Measures of Central Tendency for Overall Rating:  
 Social Workers, Guardians ad Litem, and CASA Volunteers***

	<b>N</b>	<b>Poor</b>	<b>Deficient</b>	<b>Acceptable</b>	<b>Good</b>	<b>Excellent</b>	<b>Mean</b>	<b>Median</b>	<b>Std</b>
Patricia A. Collins	19	--	1	1	5	12	4.5	5	0.8
Keith B. Levy	2	--	--	--	1	1	4.5	5	0.7
Craig F. Stowers	18	1	1	3	7	6	3.9	4	1.1
Pat Hanley	1	--	--	--	--	1	5.0	5	--
Margaret L. Murphy	2	--	--	--	1	1	4.5	5	0.7
Daniel Schally	1	--	--	--	--	1	5.0	5	--
Alex M. Siderski	0	--	--	--	--	--	--	--	--
Robert B. Downes	9	1	2	--	1	5	3.8	5	1.6
Dennis P. Cummings	0	--	--	--	--	--	--	--	--
Raymond Funk	2	--	--	--	1	1	4.5	5	0.7

Note: Ratings for only those respondents with direct professional experience with the judge.

### ***Rating of Judges by Respondent Group and Demographics***

The tables that follow provide information from each of the three respondent groups. For ABA members, the first table provides the mean scores on *Overall Rating*, by respondents' type of caseload. The second table provides mean scores on *Overall Rating*, by respondents' location of practice. The third table provides mean scores on *Overall Rating*, by type of practice. The fourth table provides mean scores on *Overall Rating*, by respondents' gender. The fifth table provides mean scores on *Overall Rating*, by length of practice in Alaska. For Peace and Probation Officers, the first table provides the mean scores on *Overall Rating*, broken down by respondents' type of work. The second table provides mean scores on *Overall Rating*, by respondents' location of work. The third table provides mean scores on *Overall Rating*, by community population. The fourth table provides mean scores on *Overall Rating*, by respondents' gender. The fifth table provides mean scores on *Overall Rating*, by length of experience in Alaska. For social workers, guardian ad litem, and CASA volunteers, the first table provides the mean scores on *Overall Rating*, broken down by respondents' type of work. The second table provides mean scores on *Overall Rating*, by respondents' location of work. The third table provides mean scores on *Overall Rating*, by community population. The fourth table provides mean scores on *Overall Rating*, by respondents' gender. The fifth table provides mean scores on *Overall Rating*, by length of experience in Alaska. The data in these tables include only those ratings from respondents reporting direct professional experience with a given judicial officer.

**Table 14**  
**Mean Scores on Overall Rating by Type of Caseload Handled:**  
**Alaska Bar Association Members**

	Prosecution		Mainly Criminal		Mixed Criminal & Civil		Mainly Civil		Other		Overall Evaluation
	Mean	N	Mean	N	Mean	N	Mean	N	Mean	N	Mean
<b>Robert L. Eastaugh</b>	5.0	4	4.6	11	4.6	73	4.4	214	4.8	11	4.5
<b>Robert G. Coats</b>	4.4	5	4.1	21	4.0	60	4.4	37	4.7	3	4.2
<b>Patricia A. Collins</b>	5.0	3	4.8	6	4.6	58	4.6	126	4.4	9	4.6
<b>Keith B. Levy</b>	5.0	3	--	0	4.4	41	4.4	52	4.8	4	4.4
<b>Craig F. Stowers</b>	--	0	4.7	7	4.2	57	4.4	141	4.3	7	4.4
<b>Pat Hanley</b>	4.5	16	4.5	13	4.5	50	4.4	47	4.4	5	4.5
<b>Margaret L. Murphy</b>	4.0	2	3.1	8	3.7	35	3.3	22	5.0	1	3.5
<b>Daniel Schally</b>	4.3	3	3.8	4	4.1	33	4.3	25	4.0	2	4.1
<b>Alex M. Swiderski</b>	3.6	14	3.5	11	3.9	48	4.1	65	3.5	2	3.9
<b>Robert B. Downes</b>	3.0	4	3.7	6	4.1	37	3.4	37	4.4	5	3.7
<b>Dennis P. Cummings</b>	2.6	8	2.5	6	3.2	29	3.0	26	4.0	2	3.0
<b>Raymond Funk</b>	3.8	6	4.0	10	4.4	57	4.5	67	4.4	7	4.3

Note: Ratings for only those respondents with direct professional experience with the judge.

**Table 15**  
**Mean Scores on Overall Rating by Location of Practice:**  
**Alaska Bar Association Members**

	First District		Second District		Third District		Fourth District		Outside of Alaska		Overall Evaluation
	Mean	N	Mean	N	Mean	N	Mean	N	Mean	N	Mean
<b>Robert L. Eastaugh</b>	4.5	34	4.2	5	4.5	244	4.1	25	4.6	5	4.5
<b>Robert G. Coats</b>	4.6	16	4.0	3	4.1	89	4.0	16	4.0	5	4.2
<b>Patricia A. Collins</b>	4.6	82	--	0	4.5	106	4.8	8	4.7	6	4.6
<b>Keith B. Levy</b>	4.5	53	--	0	4.2	37	4.9	7	5.0	3	4.4
<b>Craig F. Stowers</b>	5.0	3	5.0	2	4.4	200	3.2	6	5.0	2	4.4
<b>Pat Hanley</b>	--	0	4.5	2	4.4	123	5.0	5	5.0	2	4.5
<b>Margaret L. Murphy</b>	4.0	2	5.0	2	3.4	56	3.6	8	--	0	3.5
<b>Daniel Schally</b>	3.4	7	--	0	4.2	55	5.0	4	4.0	2	4.1
<b>Alex M. Swiderski</b>	5.0	4	5.0	1	3.9	129	3.7	3	4.8	4	3.9
<b>Robert B. Downes</b>	3.3	3	4.0	1	3.5	30	3.9	56	4.5	2	3.7
<b>Dennis P. Cummings</b>	3.5	2	--	0	3.2	47	2.6	21	2.0	1	3.0
<b>Raymond Funk</b>	4.8	15	4.0	3	4.4	73	4.1	53	4.8	4	4.3

Note: Ratings for only those respondents with direct professional experience with the judge.

**Table 16**  
**Mean Scores on Overall Rating by Type of Practice:**  
**Alaska Bar Association Members**

	Private, Solo		Private, 2-5 Attorneys		Private, 6+ Attorneys		Private, Corporate Employee		Judge or Judicial Officer		Government		Public Service Agency or Organization (Not Govt)		Retired		Overall Evaluation Mean
	Mean	N	Mean	N	Mean	N	Mean	N	Mean	N	Mean	N	Mean	N	Mean	N	
<b>Robert L. Eastaugh</b>	4.4	68	4.4	67	4.4	65	4.8	6	4.9	40	4.5	54	3.6	5	4.6	8	4.5
<b>Robert G. Coats</b>	3.9	21	3.9	19	3.9	9	--	0	4.6	36	4.2	33	3.8	4	4.2	6	4.2
<b>Patricia A. Collins</b>	4.5	40	4.4	34	4.6	36	5.0	4	4.9	34	4.6	43	4.8	6	4.2	5	4.6
<b>Keith B. Levy</b>	4.7	21	3.9	15	4.4	11	3.0	1	4.6	22	4.6	23	4.7	3	4.0	4	4.4
<b>Craig F. Stowers</b>	4.3	53	4.5	63	4.2	39	4.5	2	4.7	26	4.1	28	--	0	5.0	2	4.4
<b>Pat Hanley</b>	4.4	31	4.2	29	4.3	9	4.5	2	4.8	22	4.6	35	5.0	1	5.0	3	4.5
<b>Margaret L. Murphy</b>	4.0	11	3.4	14	2.7	3	--	0	3.5	24	3.3	13	4.0	1	4.0	2	3.5
<b>Daniel Schally</b>	4.2	10	4.4	16	3.7	3	5.0	1	4.0	23	4.4	13	--	0	4.0	2	4.1
<b>Alex M. Swiderski</b>	3.6	24	3.6	34	4.4	12	4.2	9	4.6	25	3.8	33	4.0	2	4.0	2	3.9
<b>Robert B. Downes</b>	4.1	18	3.8	22	3.2	6	4.0	1	4.3	18	3.1	21	4.0	1	3.8	4	3.7
<b>Dennis P. Cummings</b>	3.6	10	2.9	14	2.7	6	1.0	1	3.6	17	2.5	21	--	0	4.5	2	3.0
<b>Raymond Funk</b>	4.2	33	4.3	33	4.5	14	4.5	2	4.7	35	4.2	24	3.0	1	4.8	5	4.3

Note: Ratings for only those respondents with direct professional experience with the judge.

**Table 17**  
**Mean Scores on Overall Rating by Respondent Gender:**  
**Alaska Bar Association Members**

	Male		Female		Overall Evaluation
	Mean	N	Mean	N	Mean
<b>Robert L. Eastaugh</b>	4.5	229	4.6	80	4.5
<b>Robert G. Coats</b>	4.1	89	4.3	39	4.2
<b>Patricia A. Collins</b>	4.6	139	4.6	62	4.6
<b>Keith B. Levy</b>	4.5	65	4.5	35	4.4
<b>Craig F. Stowers</b>	4.4	156	4.2	56	4.4
<b>Pat Hanley</b>	4.4	94	4.6	38	4.5
<b>Margaret L. Murphy</b>	3.5	49	3.5	17	3.5
<b>Daniel Schally</b>	4.2	60	3.9	8	4.1
<b>Alex M. Swiderski</b>	4.0	104	3.7	37	3.9
<b>Robert B. Downes</b>	3.8	69	3.6	21	3.7
<b>Dennis P. Cummings</b>	3.2	53	2.5	17	3.0
<b>Raymond Funk</b>	4.4	104	4.2	41	4.3

Note: Ratings for only those respondents with direct professional experience with the judge.

**Table 18**  
**Mean Scores on Overall Rating by Length of Alaska Practice:**  
**Alaska Bar Association Members**

	5 Years or fewer		6 to 10 years		11 to 15 years		16 to 20 years		21 years or more		Overall Evaluation
	Mean	N	Mean	N	Mean	N	Mean	N	Mean	N	Mean
<b>Robert L. Eastaugh</b>	5.0	7	4.6	21	4.5	24	4.3	37	4.5	217	4.5
<b>Robert G. Coats</b>	4.0	4	4.5	10	4.2	9	4.4	12	4.1	90	4.2
<b>Patricia A. Collins</b>	4.9	21	3.9	14	4.6	16	4.7	28	4.6	117	4.6
<b>Keith B. Levy</b>	4.5	8	4.3	7	5.0	5	4.4	9	4.5	67	4.4
<b>Craig F. Stowers</b>	4.6	11	4.0	15	4.2	26	4.1	34	4.5	120	4.4
<b>Pat Hanley</b>	4.5	17	4.6	16	4.5	22	4.4	14	4.4	58	4.5
<b>Margaret L. Murphy</b>	3.0	2	3.7	9	3.4	8	4.3	9	3.3	37	3.5
<b>Daniel Schally</b>	4.2	10	4.6	7	4.3	7	4.3	9	4.0	34	4.1
<b>Alex M. Swiderski</b>	3.8	21	3.9	12	3.4	17	3.8	12	4.1	76	3.9
<b>Robert B. Downes</b>	3.9	9	3.6	10	3.1	7	3.9	13	3.8	50	3.7
<b>Dennis P. Cummings</b>	2.3	12	2.8	5	2.7	6	2.9	9	3.4	37	3.0
<b>Raymond Funk</b>	4.3	8	4.4	12	4.1	15	4.3	21	4.4	90	4.3

Note: Ratings for only those respondents with direct professional experience with the judge.



**Table 19**  
**Mean Scores on Overall Rating by Type of Work:**  
**Peace and Probation Officers**

	State Law Enforcement Officer		Municipal/Borough Law Enforcement Officer		Village Public Safety Officer (VSPO)		Probation/Parole Officer		Other		Overall Evaluation
	Mean	N	Mean	N	Mean	N	Mean	N	Mean	N	Mean
<b>Patricia A. Collins</b>	4.1	14	4.8	17	--	0	4.2	6	--	0	4.4
<b>Keith B. Levy</b>	4.3	6	4.0	11	--	0	4.0	1	--	0	4.1
<b>Craig F. Stowers</b>	4.7	6	3.4	5	--	0	4.0	4	--	0	4.1
<b>Pat Hanley</b>	4.9	15	4.8	20	--	0	4.8	4	--	0	4.8
<b>Margaret L. Murphy</b>	4.4	10	5.0	2	--	0	4.5	4	--	0	4.4
<b>Daniel Schally</b>	4.5	8	3.5	2	5.0	1	5.0	2	--	0	4.5
<b>Alex M. Swiderski</b>	3.5	8	4.3	11	--	0	4.5	2	--	0	4.0
<b>Robert B. Downes</b>	4.6	14	4.1	12	--	0	4.3	15	3.0	1	4.3
<b>Dennis P. Cummings</b>	3.7	15	--	0	--	0	4.3	6	--	0	3.9
<b>Raymond Funk</b>	4.6	14	4.3	13	3.0	1	4.8	6	4.0	1	4.5

Note: Ratings for only those respondents with direct professional experience with the judge.

**Table 20**  
**Mean Scores on Overall Rating by Location of Work:**  
**Peace and Probation Officers**

	First District		Second District		Third District		Fourth District		Outside of Alaska		Overall Evaluation
	Mean	N	Mean	N	Mean	N	Mean	N	Mean	N	Mean
<b>Patricia A. Collins</b>	4.6	27	--	0	3.9	8	4.5	2	--	0	4.4
<b>Keith B. Levy</b>	4.1	17	--	0	--	0	4.0	1	--	0	4.1
<b>Craig F. Stowers</b>	--	0	--	0	4.1	15	--	0	--	0	4.1
<b>Pat Hanley</b>	4.0	1	--	0	4.8	38	--	0	--	0	4.8
<b>Margaret L. Murphy</b>	--	0	--	0	4.5	15	5.0	1	--	0	4.4
<b>Daniel Schally</b>	5.0	2	--	0	4.4	11	--	0	--	0	4.5
<b>Alex M. Swiderski</b>	--	0	--	0	4.0	21	--	0	--	0	4.0
<b>Robert B. Downes</b>	5.0	1	--	0	5.0	1	4.3	40	--	0	4.3
<b>Dennis P. Cummings</b>	--	0	--	0	3.3	3	4.0	18	--	0	3.9
<b>Raymond Funk</b>	4.0	1	3.0	1	5.0	1	4.5	32	--	0	4.5

Note: Ratings for only those respondents with direct professional experience with the judge.

**Table 21**  
**Mean Scores on Overall Rating by Community Population:**  
**Peace and Probation Officers**

	<b>Under 2,000</b>		<b>Between 2,000 and 35,000</b>		<b>Over 35,000</b>		<b>Overall Evaluation Mean</b>
	<b>Mean</b>	<b>N</b>	<b>Mean</b>	<b>N</b>	<b>Mean</b>	<b>N</b>	
<b>Patricia A. Collins</b>	5.0	2	4.6	21	4.1	14	4.4
<b>Keith B. Levy</b>	--	0	3.9	11	4.4	7	4.1
<b>Craig F. Stowers</b>	--	0	3.0	1	4.1	14	4.1
<b>Pat Hanley</b>	--	0	4.3	3	4.8	36	4.8
<b>Margaret L. Murphy</b>	--	0	4.7	13	3.7	3	4.4
<b>Daniel Schally</b>	5.0	2	4.3	9	4.5	2	4.5
<b>Alex M. Swiderski</b>	--	0	3.0	1	4.1	20	4.0
<b>Robert B. Downes</b>	5.0	1	4.1	11	4.4	30	4.3
<b>Dennis P. Cummings</b>	3.0	1	4.1	16	3.5	4	3.9
<b>Raymond Funk</b>	3.5	2	4.3	7	4.6	26	4.5

Note: Ratings for only those respondents with direct professional experience with the judge.

**Table 22**  
**Mean Scores on Overall Rating by Respondent Gender:**  
**Peace and Probation Officers**

	Male		Female		Overall Evaluation
	Mean	N	Mean	N	Mean
<b>Patricia A. Collins</b>	4.4	31	4.7	6	4.4
<b>Keith B. Levy</b>	4.1	16	4.0	2	4.1
<b>Craig F. Stowers</b>	4.2	9	3.8	6	4.1
<b>Pat Hanley</b>	4.8	33	5.0	6	4.8
<b>Margaret L. Murphy</b>	4.6	14	4.0	2	4.4
<b>Daniel Schally</b>	4.4	12	5.0	1	4.5
<b>Alex M. Swiderski</b>	3.8	15	4.5	6	4.0
<b>Robert B. Downes</b>	4.5	32	3.8	10	4.3
<b>Dennis P. Cummings</b>	3.8	18	4.5	2	3.9
<b>Raymond Funk</b>	4.4	28	4.6	7	4.5

Note: Ratings for only those respondents with direct professional experience with the judge.

**Table 23**  
**Mean Scores on Overall Rating by Length of Experience:**  
**Peace and Probation Officers**

	5 Years or fewer		6 to 10 years		11 to 15 years		16 to 20 years		21 years or more		Overall Evaluation
	Mean	N	Mean	N	Mean	N	Mean	N	Mean	N	Mean
<b>Patricia A. Collins</b>	4.3	4	4.3	8	4.4	12	4.5	8	4.8	5	4.4
<b>Keith B. Levy</b>	3.5	2	4.0	5	3.8	4	4.5	2	4.8	4	4.1
<b>Craig F. Stowers</b>	4.0	3	5.0	2	4.0	2	3.5	6	5.0	1	4.0
<b>Pat Hanley</b>	4.9	8	4.7	7	4.9	9	4.6	10	5.0	3	4.8
<b>Margaret L. Murphy</b>	4.8	4	4.3	3	4.5	4	4.0	3	5.0	2	4.4
<b>Daniel Schally</b>	4.0	3	4.6	7	5.0	1	4.5	2	--	0	4.5
<b>Alex M. Swiderski</b>	3.3	4	4.8	5	4.5	2	3.7	6	4.0	3	4.0
<b>Robert B. Downes</b>	4.5	16	4.3	9	4.2	9	3.6	5	4.7	3	4.3
<b>Dennis P. Cummings</b>	4.0	10	3.7	7	4.0	1	5.0	1	3.5	2	3.9
<b>Raymond Funk</b>	4.5	13	4.4	8	4.4	7	4.4	5	5.0	2	4.5

Note: Ratings for only those respondents with direct professional experience with the judge.

**Table 24**  
**Mean Scores on Overall Rating by Type of Work:**  
**Social Workers, Guardians ad Litem and CASA Volunteers**

	Social Worker		Guardian Ad Litem		CASA Volunteer		Other		Overall Evaluation
	Mean	N	Mean	N	Mean	N	Mean	N	Mean
<b>Patricia A. Collins</b>	4.1	8	4.8	4	4.7	7	--	0	4.5
<b>Keith B. Levy</b>	--	0	5.0	1	4.0	1	--	0	4.5
<b>Craig F. Stowers</b>	3.7	9	3.6	5	5.0	3	4.0	1	3.9
<b>Pat Hanley</b>	--	0	--	0	5.0	1	--	0	5.0
<b>Margaret L. Murphy</b>	4.0	1	5.0	1	--	0	--	0	4.5
<b>Daniel Schally</b>	--	0	5.0	1	--	0	--	0	5.0
<b>Alex M. Swiderski</b>	--	0	--	0	--	0	--	0	--
<b>Robert B. Downes</b>	3.6	5	3.5	2	4.5	2	--	0	3.8
<b>Dennis P. Cummings</b>	--	0	--	0	--	0	--	0	--
<b>Raymond Funk</b>	5.0	1	--	0	4.0	1	--	0	4.5

Note: Ratings for only those respondents with direct professional experience with the judge.

**Table 25**  
**Mean Scores on Overall Rating by Location of Work:**  
**Social Workers, Guardians ad Litem and CASA Volunteers**

	First District		Second District		Third District		Fourth District		Outside of Alaska		Overall Evaluation
	Mean	N	Mean	N	Mean	N	Mean	N	Mean	N	Mean
<b>Patricia A. Collins</b>	4.5	17	--	0	4.5	2	--	0	--	0	4.5
<b>Keith B. Levy</b>	4.5	2	--	0	--	0	--	0	--	0	4.5
<b>Craig F. Stowers</b>	--	0	--	0	3.8	16	5.0	1	--	0	3.9
<b>Pat Hanley</b>	--	0	--	0	--	0	5.0	1	--	0	5.0
<b>Margaret L. Murphy</b>	--	0	--	0	4.5	2	--	0	--	0	4.5
<b>Daniel Schally</b>	--	0	--	0	5.0	1	--	0	--	0	5.0
<b>Alex M. Swiderski</b>	--	0	--	0	--	0	--	0	--	0	--
<b>Robert B. Downes</b>	--	0	--	0	--	0	3.8	9	--	0	3.8
<b>Dennis P. Cummings</b>	--	0	--	0	--	0	--	0	--	0	--
<b>Raymond Funk</b>	--	0	--	0	--	0	4.5	2	--	0	4.5

Note: Ratings for only those respondents with direct professional experience with the judge.

**Table 26**  
**Mean Scores on Overall Rating by Community Population:**  
**Social Workers, Guardians ad Litem and CASA Volunteers**

	Under 2,000		Between 2,000 and 35,000		Over 35,000		Overall Evaluation
	Mean	N	Mean	N	Mean	N	Mean
<b>Patricia A. Collins</b>	--	0	4.5	17	4.5	2	4.5
<b>Keith B. Levy</b>	--	0	4.5	2	--	0	4.5
<b>Craig F. Stowers</b>	--	0	4.0	1	3.8	16	3.9
<b>Pat Hanley</b>	--	0	--	0	5.0	1	5.0
<b>Margaret L. Murphy</b>	--	0	4.5	2	--	0	4.5
<b>Daniel Schally</b>	--	0	--	0	5.0	1	5.0
<b>Alex M. Swiderski</b>	--	0	--	0	--	0	--
<b>Robert B. Downes</b>	--	0	5.0	2	3.2	6	3.8
<b>Dennis P. Cummings</b>	--	0	--	0	--	0	--
<b>Raymond Funk</b>	--	0	--	0	4.5	2	4.5

Note: Ratings for only those respondents with direct professional experience with the judge.



**Table 27**  
**Mean Scores on Overall Rating by Respondent Gender:**  
**Social Workers, Guardians ad Litem and CASA Volunteers**

	Male		Female		Overall Evaluation
	Mean	N	Mean	N	Mean
<b>Patricia A. Collins</b>	5.0	1	4.4	18	4.5
<b>Keith B. Levy</b>	--	0	4.5	2	4.5
<b>Craig F. Stowers</b>	4.0	3	3.9	15	3.9
<b>Pat Hanley</b>	--	0	5.0	1	5.0
<b>Margaret L. Murphy</b>	--	0	4.5	2	4.5
<b>Daniel Schally</b>	--	0	5.0	1	5.0
<b>Alex M. Swiderski</b>	--	0	--	0	--
<b>Robert B. Downes</b>	3.5	2	3.9	7	3.8
<b>Dennis P. Cummings</b>	--	0	--	0	--
<b>Raymond Funk</b>	5.0	1	4.0	1	4.5

Note: Ratings for only those respondents with direct professional experience with the judge.

**Table 28**  
**Mean Scores on Overall Rating by Length of Experience:**  
**Social Workers, Guardians ad Litem and CASA Volunteers**

	5 Years or fewer		6 to 10 years		11 to 15 years		16 to 20 years		21 years or more		Overall Evaluation
	Mean	N	Mean	N	Mean	N	Mean	N	Mean	N	Mean
<b>Patricia A. Collins</b>	4.9	7	4.0	6	4.5	4	--	0	5.0	1	4.5
<b>Keith B. Levy</b>	--	0	4.0	1	5.0	1	--	0	--	0	4.5
<b>Craig F. Stowers</b>	4.3	6	3.4	9	--	0	4.5	2	4.0	1	3.9
<b>Pat Hanley</b>	5.0	1	--	0	--	0	--	0	--	0	5.0
<b>Margaret L. Murphy</b>	4.0	1	5.0	1	--	0	--	0	--	0	4.5
<b>Daniel Schally</b>	--	0	5.0	1	--	0	--	0	--	0	5.0
<b>Alex M. Swiderski</b>	--	0	--	0	--	0	--	0	--	0	--
<b>Robert B. Downes</b>	4.2	5	3.0	2	2.0	1	5.0	1	--	0	3.8
<b>Dennis P. Cummings</b>	--	0	--	0	--	0	--	0	--	0	--
<b>Raymond Funk</b>	4.0	1	--	0	--	0	5.0	1	--	0	4.5

Note: Ratings for only those respondents with direct professional experience with the judge.

## *Ratings of Judges*

The tables that follow present responses to the individual survey items separately for each of the 12 judges. For each judge, nine tables and one graph are provided. For each judge, the first three tables are based on responses from Alaska Bar Association members and provide a demographic description of the respondents who rated the given judge; specific ratings for each survey item; and ratings and means on the “*Overall Evaluation*” item, broken down by respondents’ demographic characteristics and level of experience with a given judge. The second set of three tables is based on responses from peace and probation officers and provides a demographic description of the respondents who rated the given judge; specific ratings for each survey item; and ratings and means on the “*Overall Evaluation*” item, broken down by respondents’ demographic characteristics and level of experience with a given judge. The third set of three tables is based on responses from social workers, guardians ad litem, and social workers, and provides a demographic description of the respondents who rated the given judge; specific ratings for each survey item; and ratings and means on the “*Overall Evaluation*” item, broken down by respondents’ demographic characteristics and level of experience with a given judge. Following these nine tables is a graph that presents a visual representation of average ratings of each judge by respondent subgroups on each area of performance (*Legal Ability, Impartiality, Integrity, Judicial Temperament, Diligence, and Overall Evaluation*).

**29. SUPREME COURT JUSTICE ROBERT L. EASTAUGH**

**A. Alaska Bar Association**

**Demographic Description (N=434)**

	N	%
<b>Type of Practice</b>		
No Response	12	2.7%
Private, Solo	99	22.8%
Private, 2-5 Attorneys	82	18.8%
Private, 6+ Attorneys	83	19.1%
Private, Corporate Employee	11	2.5%
Judge or Judicial Officer	50	11.5%
Government	76	17.5%
Public Service Agency or Organization (Not Govt)	8	1.8%
Retired	13	2.9%
Other	--	0.0%
<b>Length of Alaska Practice</b>		
No Response	22	5.0%
5 Years or fewer	16	3.6%
6 to 10 years	33	7.6%
11 to 15 years	34	7.8%
16 to 20 years	51	11.7%
21 years or more	278	64.0%
<b>Gender</b>		
No response	17	3.9%
Male	310	71.4%
Female	107	24.6%
<b>Cases Handled</b>		
No Response	14	3.2%
Prosecution	6	1.3%
Mainly Criminal	18	4.1%
Mixed Criminal & Civil	96	22.1%
Mainly Civil	284	65.4%
Other	16	3.6%
<b>Location of Practice</b>		
No Response	12	2.7%
First District	55	12.6%
Second District	5	1.1%
Third District	322	74.1%
Fourth District	34	7.8%
Outside of Alaska	6	1.3%

**Evaluation of Justice Robert L. Eastaugh:  
Alaska Bar Association Members**

**Summary of Findings**

Justice Robert L. Eastaugh was evaluated by 323 Alaska Bar Association members who reported having direct professional experience with the judge. The mean score on *overall evaluation* was 4.5. The highest mean score was obtained on *integrity* (4.6) and the lowest score was obtained on *impartiality/fairness* (4.4). Details are presented in the two tables that follow.

	Poor		Deficient		Accept		Good		Excellent		Mean
	N	%	N	%	N	%	N	%	N	%	
<b>Legal Ability</b>	5	1.5%	7	2.1%	23	7.1%	69	21.3%	219	67.8%	4.5
<b>Impartiality\Fairness</b>	7	2.1%	7	2.1%	31	9.6%	78	24.3%	197	61.5%	4.4
<b>Integrity</b>	1	0.3%	5	1.5%	27	8.5%	50	15.9%	231	73.5%	4.6
<b>Judicial Temperament</b>	3	0.9%	4	1.2%	35	10.9%	70	21.8%	208	65.0%	4.5
<b>Diligence</b>	1	0.3%	7	2.3%	29	9.5%	67	22.0%	200	65.7%	4.5
<b>Overall Evaluation</b>	2	0.6%	15	4.6%	24	7.4%	69	21.4%	212	65.8%	4.5

Note: Ratings for only those respondents who reported direct professional experience with the judge.

**Justice Robert L. Eastaugh: Detailed Information Responses  
Alaska Bar Association Members**

	Legal Ability		Impartiality/ Fairness		Integrity		Judicial Temperament		Diligence		Overall Evaluation	
	Mean	N	Mean	N	Mean	N	Mean	N	Mean	N	Mean	N
<b>Basis for Evaluation</b>												
No Response	4.1	8	4.1	8	4.4	8	4.5	8	4.5	8	4.3	8
<b>Direct Professional</b>	<b>4.5</b>	<b>323</b>	<b>4.4</b>	<b>320</b>	<b>4.6</b>	<b>314</b>	<b>4.5</b>	<b>320</b>	<b>4.5</b>	<b>304</b>	<b>4.5</b>	<b>322</b>
Professional Reputation	4.6	94	4.4	92	4.6	93	4.6	90	4.5	89	4.5	94
Other Personal Contacts	4.7	6	4.5	6	4.7	6	4.3	6	4.5	4	4.5	6
<b>Type of Practice</b>												
No Response	3.9	9	3.6	9	3.9	9	3.8	9	4.3	9	3.9	9
Private, Solo	4.4	68	4.4	67	4.5	66	4.5	66	4.4	64	4.4	68
Private, 2-5 Attorneys	4.6	67	4.3	67	4.6	66	4.4	67	4.5	63	4.4	67
Private, 6+ Attorneys	4.4	65	4.4	64	4.5	63	4.4	65	4.4	62	4.4	65
Private, Corporate Employee	4.8	6	4.7	6	5.0	5	4.8	6	4.8	5	4.8	6
Judge or Judicial Officer	4.9	40	4.8	40	4.9	39	4.7	40	4.7	37	4.9	40
Government	4.6	54	4.5	54	4.7	53	4.5	54	4.6	52	4.5	54
Public Service Agency or Organization (Not Govt)	3.8	5	3.2	5	3.8	5	4.0	5	3.8	4	3.6	5
Retired	4.8	9	4.8	8	4.9	8	4.9	8	4.9	8	4.6	8
Other	--	0	--	0	--	0	--	0	--	0	--	0
<b>Years of Practice in Alaska</b>												
No Response	4.1	16	3.9	16	4.2	16	4.1	16	4.4	16	4.2	16
5 Years or fewer	5.0	8	4.9	7	5.0	7	4.7	7	5.0	7	5.0	7
6 to 10 years	4.5	21	4.4	21	4.6	19	4.6	21	4.6	19	4.6	21
11 to 15 years	4.5	24	4.4	24	4.5	23	4.5	24	4.5	22	4.5	24
16 to 20 years	4.5	37	4.2	37	4.5	36	4.3	36	4.3	35	4.3	37
21 years or more	4.5	217	4.5	215	4.7	213	4.5	216	4.5	205	4.5	217
<b>Gender</b>												
No response	3.9	13	3.8	13	4.1	13	4.0	13	4.2	13	3.9	13
Male	4.5	230	4.4	227	4.6	224	4.5	227	4.5	217	4.5	229
Female	4.6	80	4.5	80	4.7	77	4.5	80	4.6	74	4.6	80
<b>Cases Handled</b>												
No Response	3.9	9	3.6	9	3.9	9	3.8	9	4.3	9	3.9	9
Prosecution	5.0	4	5.0	4	5.0	4	5.0	4	5.0	4	5.0	4
Mainly Criminal	4.6	11	4.4	11	4.7	11	4.5	11	4.6	10	4.6	11
Mixed Criminal & Civil	4.6	74	4.5	73	4.7	71	4.5	73	4.6	70	4.6	73
Mainly Civil	4.5	214	4.4	212	4.6	208	4.5	212	4.4	200	4.4	214
Other	4.9	11	4.7	11	4.9	11	4.8	11	4.9	11	4.8	11
<b>Location of Practice</b>												
No Response	3.9	9	3.6	9	3.9	9	3.8	9	4.3	9	3.9	9
First District	4.5	35	4.5	34	4.6	33	4.5	34	4.5	30	4.5	34
Second District	4.2	5	4.4	5	4.8	5	4.6	5	4.3	3	4.2	5
Third District	4.6	245	4.4	243	4.7	241	4.5	243	4.5	239	4.5	244
Fourth District	4.2	24	4.3	24	4.2	21	4.3	24	4.1	18	4.1	25
Outside of Alaska	4.8	5	4.6	5	4.6	5	4.6	5	4.6	5	4.6	5

Note: Ratings for only those respondents who reported direct professional experience with the judge.

**29. SUPREME COURT JUSTICE ROBERT L. EASTAUGH**

**B. Peace and Probation Officers**

Peace and probation officers were not surveyed on this justice.

**29. SUPREME COURT JUSTICE ROBERT L. EASTAUGH**

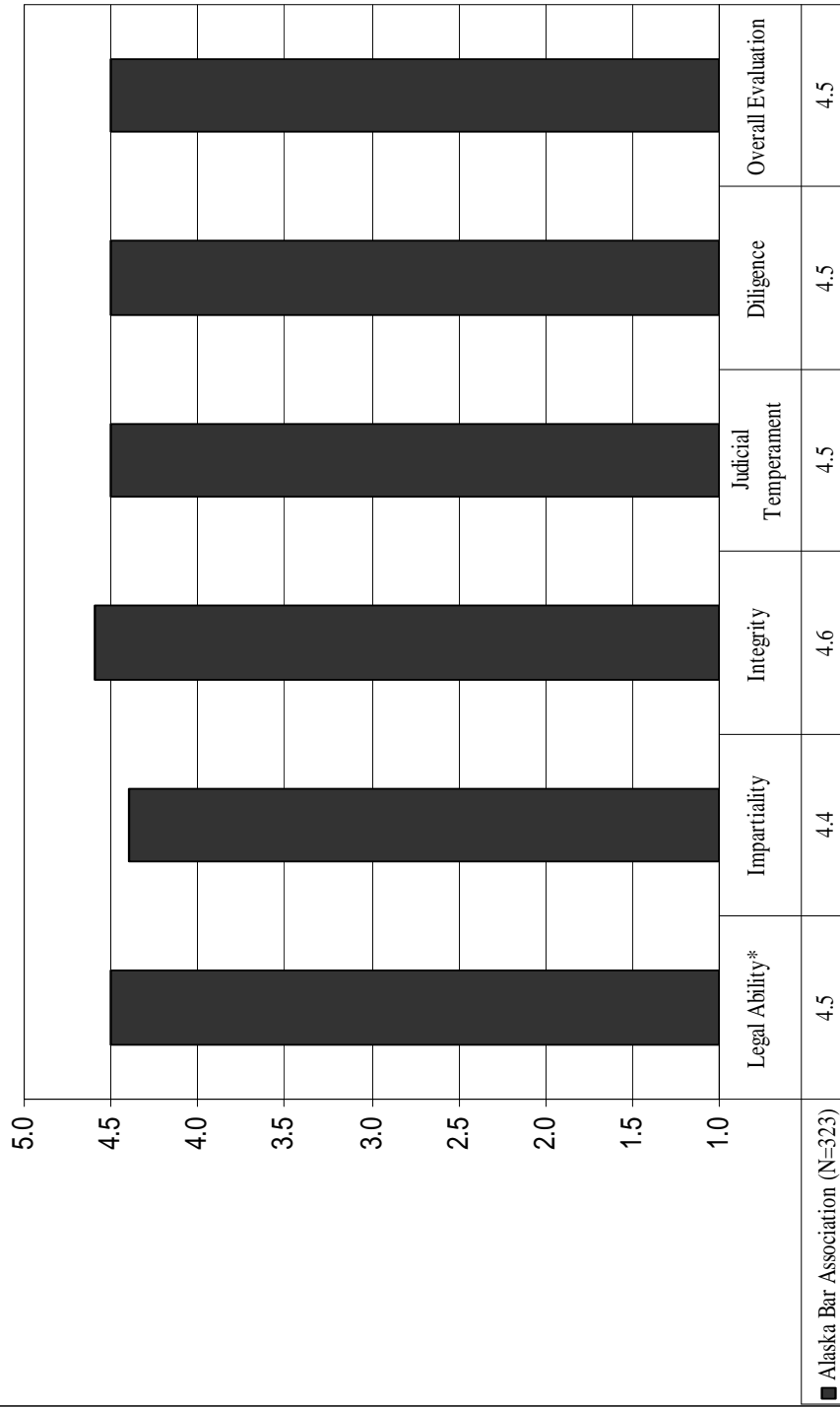
**C. Social Workers, Guardians ad Litem, and CASA Volunteers**

Social workers, guardians ad litem, and CASA volunteers were not surveyed on this justice.



## Supreme Court Justice Robert L. Eastaugh

*Average Ratings from All Groups Surveyed*



■ Alaska Bar Association (N=323)

\*Legal Ability items are only completed by Alaska Bar Association members.

**30. COURT OF APPEALS JUDGE ROBERT G. COATS**

**A. Alaska Bar Association**

**Demographic Description (N=199)**

	N	%
<b>Type of Practice</b>		
No Response	5	2.5%
Private, Solo	36	18.0%
Private, 2-5 Attorneys	31	15.5%
Private, 6+ Attorneys	20	10.0%
Private, Corporate Employee	3	1.5%
Judge or Judicial Officer	44	22.1%
Government	48	24.1%
Public Service Agency or Organization (Not Govt)	5	2.5%
Retired	7	3.5%
Other	--	0.0%
<b>Length of Alaska Practice</b>		
No Response	8	4.0%
5 Years or fewer	9	4.5%
6 to 10 years	15	7.5%
11 to 15 years	15	7.5%
16 to 20 years	20	10.0%
21 years or more	132	66.3%
<b>Gender</b>		
No response	5	2.5%
Male	138	69.3%
Female	56	28.1%
<b>Cases Handled</b>		
No Response	6	3.0%
Prosecution	8	4.0%
Mainly Criminal	24	12.0%
Mixed Criminal & Civil	77	38.6%
Mainly Civil	78	39.1%
Other	6	3.0%
<b>Location of Practice</b>		
No Response	4	2.0%
First District	23	11.5%
Second District	3	1.5%
Third District	141	70.8%
Fourth District	22	11.0%
Outside of Alaska	6	3.0%

**Evaluation of Judge Robert G. Coats:  
Alaska Bar Association Members**

**Summary of Findings**

Judge Robert G. Coats was evaluated by 132 Alaska Bar Association members who reported having direct professional experience with the judge. The mean score on *overall evaluation* was 4.2. The highest mean score was obtained on *integrity* (4.4) and the lowest scores were obtained on *legal ability* and *diligence* (4.1). Details are presented in the two tables that follow.

	Poor		Deficient		Accept		Good		Excellent		Mean
	N	%	N	%	N	%	N	%	N	%	
<b>Legal Ability</b>	5	3.7%	4	3.0%	18	13.6%	46	34.8%	59	44.6%	4.1
<b>Impartiality\Fairness</b>	6	4.5%	4	3.0%	17	12.8%	33	25.0%	72	54.5%	4.2
<b>Integrity</b>	5	3.8%	1	0.7%	17	12.9%	28	21.3%	80	61.0%	4.4
<b>Judicial Temperament</b>	5	3.8%	3	2.2%	18	13.7%	30	22.9%	75	57.2%	4.3
<b>Diligence</b>	5	3.9%	7	5.5%	18	14.1%	40	31.4%	57	44.8%	4.1
<b>Overall Evaluation</b>	5	3.7%	6	4.5%	15	11.3%	41	31.0%	65	49.2%	4.2

Note: Ratings for only those respondents who reported direct professional experience with the judge.

**Judge Robert G. Coats: Detailed Information Responses  
Alaska Bar Association Members**

	Legal Ability		Impartiality/ Fairness		Integrity		Judicial Temperament		Diligence		Overall Evaluation	
	Mean	N	Mean	N	Mean	N	Mean	N	Mean	N	Mean	N
<b>Basis for Evaluation</b>												
No Response	4.8	4	4.8	4	4.8	4	4.8	4	4.8	4	4.8	4
<b>Direct Professional</b>	<b>4.1</b>	<b>132</b>	<b>4.2</b>	<b>132</b>	<b>4.4</b>	<b>131</b>	<b>4.3</b>	<b>131</b>	<b>4.1</b>	<b>127</b>	<b>4.2</b>	<b>132</b>
Professional Reputation	4.2	51	4.2	51	4.2	51	4.1	49	4.2	46	4.1	51
Other Personal Contacts	4.8	9	4.7	10	4.6	11	4.5	10	4.9	7	4.6	10
<b>Type of Practice</b>												
No Response	3.5	4	3.5	4	4.0	4	4.5	4	3.8	4	4.0	4
Private, Solo	4.0	21	4.0	21	4.1	21	4.0	21	3.9	20	3.9	21
Private, 2-5 Attorneys	3.7	19	3.8	19	4.1	19	4.1	19	3.7	18	3.9	19
Private, 6+ Attorneys	4.1	9	3.9	9	3.9	9	4.0	9	3.9	9	3.9	9
Private, Corporate Employee	--	0	--	0	--	0	--	0	--	0	--	0
Judge or Judicial Officer	4.5	36	4.8	36	4.8	36	4.6	35	4.6	34	4.6	36
Government	4.2	33	4.1	33	4.4	32	4.4	33	4.1	32	4.2	33
Public Service Agency or Organization (Not Govt)	3.8	4	3.8	4	3.8	4	4.0	4	3.5	4	3.8	4
Retired	4.3	6	4.3	6	4.3	6	4.0	6	4.0	6	4.2	6
Other	--	0	--	0	--	0	--	0	--	0	--	0
<b>Years of Practice in Alaska</b>												
No Response	3.9	7	4.0	7	4.4	7	4.7	7	3.9	7	4.3	7
5 Years or fewer	4.0	4	3.5	4	4.0	4	4.0	4	4.0	4	4.0	4
6 to 10 years	4.4	10	4.4	10	4.5	10	4.5	10	4.4	10	4.5	10
11 to 15 years	4.1	9	4.3	9	4.2	9	4.2	9	4.0	9	4.2	9
16 to 20 years	4.3	12	4.4	12	4.5	12	4.5	12	4.3	12	4.4	12
21 years or more	4.1	90	4.2	90	4.3	89	4.2	89	4.0	85	4.1	90
<b>Gender</b>												
No response	3.3	4	3.3	4	3.8	4	4.3	4	3.5	4	3.8	4
Male	4.1	89	4.2	89	4.3	89	4.2	88	4.1	84	4.1	89
Female	4.2	39	4.3	39	4.5	38	4.4	39	4.1	39	4.3	39
<b>Cases Handled</b>												
No Response	3.8	6	3.8	6	4.3	6	4.7	6	4.0	6	4.2	6
Prosecution	4.6	5	4.4	5	4.8	5	4.6	5	4.4	5	4.4	5
Mainly Criminal	4.0	21	4.1	21	4.2	21	4.2	21	4.0	21	4.1	21
Mixed Criminal & Civil	4.0	60	4.1	60	4.3	59	4.1	59	4.0	56	4.0	60
Mainly Civil	4.3	37	4.5	37	4.5	37	4.4	37	4.3	36	4.4	37
Other	4.7	3	4.3	3	4.7	3	5.0	3	4.3	3	4.7	3
<b>Location of Practice</b>												
No Response	4.3	3	4.3	3	4.3	3	5.0	3	4.3	3	4.7	3
First District	4.5	16	4.6	16	4.8	16	4.6	16	4.6	15	4.6	16
Second District	4.0	3	4.3	3	4.7	3	4.7	3	4.0	2	4.0	3
Third District	4.1	89	4.2	89	4.3	88	4.2	89	4.0	87	4.1	89
Fourth District	4.1	16	3.9	16	4.1	16	4.0	15	3.9	15	4.0	16
Outside of Alaska	4.0	5	4.2	5	4.2	5	4.2	5	4.0	5	4.0	5

Note: Ratings for only those respondents who reported direct professional experience with the judge.

**30. COURT OF APPEALS JUDGE ROBERT G. COATS**

**B. Peace and Probation Officers**

Peace and probation officers were not surveyed on this judge.

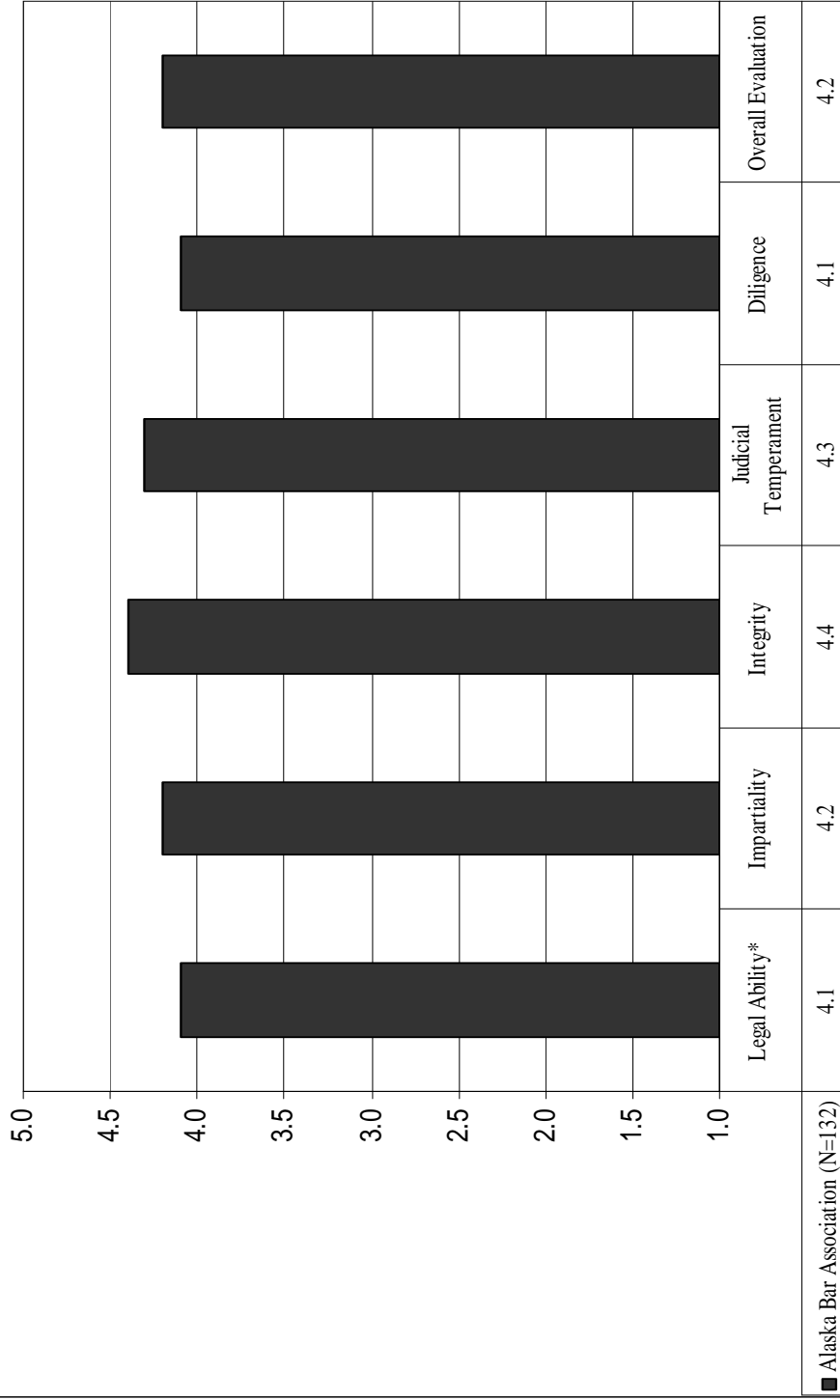
**30. COURT OF APPEALS JUDGE ROBERT G. COATS**

**C. Social Workers, Guardians ad Litem, and CASA Volunteers**

Social workers, guardians ad litem, and CASA volunteers were not surveyed on this judge.

## Court of Appeals Judge Robert G. Coats

*Average Ratings from All Groups Surveyed*



■ Alaska Bar Association (N=132)

\*Legal Ability items are only completed by Alaska Bar Association members.

**31. SUPERIOR COURT JUDGE PATRICIA A. COLLINS**

**A. Alaska Bar Association**

**Demographic Description (N=258)**

		<b>N</b>	<b>%</b>
<b>Type of Practice</b>			
	No Response	3	1.1%
	Private, Solo	51	19.7%
	Private, 2-5 Attorneys	41	15.8%
	Private, 6+ Attorneys	40	15.5%
	Private, Corporate Employee	4	1.5%
	Judge or Judicial Officer	44	17.0%
	Government	62	24.0%
	Public Service Agency or Organization (Not Govt)	7	2.7%
	Retired	6	2.3%
	Other	--	0.0%
<b>Length of Alaska Practice</b>			
	No Response	11	4.2%
	5 Years or fewer	25	9.6%
	6 to 10 years	18	6.9%
	11 to 15 years	24	9.3%
	16 to 20 years	35	13.5%
	21 years or more	145	56.2%
<b>Gender</b>			
	No response	4	1.5%
	Male	172	66.6%
	Female	82	31.7%
<b>Cases Handled</b>			
	No Response	3	1.1%
	Prosecution	5	1.9%
	Mainly Criminal	9	3.4%
	Mixed Criminal & Civil	70	27.1%
	Mainly Civil	156	60.4%
	Other	15	5.8%
<b>Location of Practice</b>			
	No Response	3	1.1%
	First District	101	39.1%
	Second District	1	0.3%
	Third District	133	51.5%
	Fourth District	14	5.4%
	Outside of Alaska	6	2.3%



**Evaluation of Judge Patricia A. Collins:  
Alaska Bar Association Members**

**Summary of Findings**

Judge Patricia A. Collins was evaluated by 205 Alaska Bar Association members who reported having direct professional experience with the judge. The mean score on *overall evaluation* was 4.6. The highest mean score was obtained on *integrity* (4.7) and the lowest mean scores were obtained on *legal ability* and *impartiality/fairness* (4.5). Details are presented in the two tables that follow.

	Poor		Deficient		Accept		Good		Excellent		Mean
	N	%	N	%	N	%	N	%	N	%	
<b>Legal Ability</b>	2	0.9%	3	1.4%	16	7.8%	58	28.2%	126	61.4%	4.5
<b>Impartiality\Fairness</b>	3	1.4%	4	1.9%	16	7.8%	39	19.0%	143	69.7%	4.5
<b>Integrity</b>	2	0.9%	2	0.9%	10	4.9%	32	15.7%	157	77.3%	4.7
<b>Judicial Temperament</b>	3	1.4%	2	0.9%	11	5.3%	36	17.5%	153	74.6%	4.6
<b>Diligence</b>	2	0.9%	1	0.4%	12	5.9%	47	23.1%	141	69.4%	4.6
<b>Overall Evaluation</b>	3	1.4%	1	0.4%	16	7.8%	40	19.5%	145	70.7%	4.6

Note: Ratings for only those respondents who reported direct professional experience with the judge.

**Judge Patricia A. Collins: Detailed Information Responses  
Alaska Bar Association Members**

	Legal Ability		Impartiality/ Fairness		Integrity		Judicial Temperament		Diligence		Overall Evaluation	
	Mean	N	Mean	N	Mean	N	Mean	N	Mean	N	Mean	N
<b>Basis for Evaluation</b>												
No Response	4.0	2	4.5	2	4.5	2	4.5	2	4.5	2	4.5	2
<b>Direct Professional</b>	<b>4.5</b>	<b>205</b>	<b>4.5</b>	<b>205</b>	<b>4.7</b>	<b>203</b>	<b>4.6</b>	<b>205</b>	<b>4.6</b>	<b>203</b>	<b>4.6</b>	<b>205</b>
Professional Reputation	4.7	43	4.7	43	4.8	44	4.7	43	4.7	41	4.8	44
Other Personal Contacts	4.3	3	4.7	3	4.7	3	5.0	2	4.5	2	4.7	3
<b>Type of Practice</b>												
No Response	4.3	3	4.0	3	4.0	3	4.0	3	4.3	3	4.3	3
Private, Solo	4.3	41	4.4	40	4.6	39	4.5	40	4.6	40	4.5	40
Private, 2-5 Attorneys	4.4	34	4.4	34	4.5	33	4.4	34	4.4	33	4.4	34
Private, 6+ Attorneys	4.4	35	4.5	35	4.7	36	4.6	36	4.5	36	4.6	36
Private, Corporate Employee	5.0	4	5.0	4	4.8	4	5.0	4	4.8	4	5.0	4
Judge or Judicial Officer	4.8	34	4.9	34	4.9	34	4.9	34	4.9	33	4.9	34
Government	4.5	43	4.5	44	4.7	43	4.7	43	4.6	43	4.6	43
Public Service Agency or Organization (Not Govt)	4.7	6	4.7	6	4.8	6	4.8	6	4.7	6	4.8	6
Retired	4.0	5	4.4	5	4.4	5	4.6	5	4.4	5	4.2	5
Other	--	0	--	0	--	0	--	0	--	0	--	0
<b>Years of Practice in Alaska</b>												
No Response	4.0	9	4.0	9	4.1	9	4.0	9	4.1	9	4.0	9
5 Years or fewer	4.8	21	4.9	21	4.9	20	4.9	21	4.9	20	4.9	21
6 to 10 years	3.9	14	4.1	14	4.3	14	4.1	14	3.9	14	3.9	14
11 to 15 years	4.3	15	4.4	15	4.5	16	4.6	16	4.6	16	4.6	16
16 to 20 years	4.6	28	4.6	28	4.7	28	4.8	27	4.6	27	4.7	28
21 years or more	4.5	118	4.6	118	4.7	116	4.7	118	4.7	117	4.6	117
<b>Gender</b>												
No response	4.0	4	4.0	4	4.0	4	4.3	4	4.0	4	4.0	4
Male	4.5	140	4.5	140	4.7	140	4.6	141	4.6	138	4.6	139
Female	4.5	61	4.6	61	4.8	59	4.7	60	4.7	61	4.6	62
<b>Cases Handled</b>												
No Response	4.3	3	4.0	3	4.0	3	4.0	3	4.3	3	4.3	3
Prosecution	4.3	3	5.0	3	5.0	2	4.7	3	5.0	3	5.0	3
Mainly Criminal	4.7	6	4.7	6	4.8	6	4.8	6	4.8	6	4.8	6
Mixed Criminal & Civil	4.6	58	4.6	59	4.7	59	4.6	59	4.7	55	4.6	58
Mainly Civil	4.4	126	4.5	125	4.7	125	4.6	126	4.5	127	4.6	126
Other	4.6	9	4.3	9	4.8	8	4.9	8	4.9	9	4.4	9
<b>Location of Practice</b>												
No Response	4.3	3	4.0	3	4.0	3	4.0	3	4.3	3	4.3	3
First District	4.5	83	4.6	83	4.7	83	4.6	83	4.7	81	4.6	82
Second District	--	0	--	0	--	0	--	0	--	0	--	0
Third District	4.4	105	4.5	105	4.6	104	4.6	105	4.5	105	4.5	106
Fourth District	4.6	8	4.8	8	5.0	7	4.9	8	4.9	8	4.8	8
Outside of Alaska	4.7	6	4.5	6	4.5	6	4.7	6	4.5	6	4.7	6

Note: Ratings for only those respondents who reported direct professional experience with the judge.

**31. SUPERIOR COURT JUDGE PATRICIA A. COLLINS**

**B. Peace and Probation Officers**

**Demographic Description (N=55)**

	N	%
<b>Type of Work</b>		
No Response	2	3.6%
State Law Enforcement Officer	17	30.9%
Municipal/Borough Law Enforcement Officer	27	49.0%
Village Public Safety Officer (VSPO)	--	0.0%
Probation/Parole Officer	9	16.3%
Other	--	0.0%
<b>Length of Alaska Experience</b>		
No Response	1	1.8%
5 Years or fewer	5	9.0%
6 to 10 years	12	21.8%
11 to 15 years	19	34.5%
16 to 20 years	13	23.6%
21 years or more	5	9.0%
<b>Gender</b>		
No response	1	1.8%
Male	46	83.6%
Female	8	14.5%
<b>Location of Practice</b>		
No Response	1	1.8%
First District	41	74.5%
Second District	--	0.0%
Third District	11	20.0%
Fourth District	2	3.6%
Outside of Alaska	--	0.0%
<b>Community Population</b>		
No Response	1	1.8%
Under 2,000	3	5.4%
Between 2,000 and 35,000	35	63.6%
Over 35,000	16	29.0%

**Evaluation of Judge Patricia A. Collins:  
Peace and Probation Officers**

**Summary of Findings**

Judge Patricia A. Collins was evaluated by 37 Peace and Probation Officers who reported having direct professional experience with the judge. The mean score on *overall evaluation* was 4.4. The highest mean score was obtained on *integrity* (4.5) and the lowest mean scores were obtained on *impartiality/fairness* and *judicial temperament* (4.3). Details are presented in the two tables that follow.

	Poor		Deficient		Accept		Good		Excellent		Mean
	N	%	N	%	N	%	N	%	N	%	
<b>Impartiality/Fairness</b>	--	0.0%	3	8.1%	4	10.8%	8	21.6%	22	59.4%	4.3
<b>Integrity</b>	--	0.0%	--	0.0%	6	17.1%	4	11.4%	25	71.4%	4.5
<b>Judicial Temperament</b>	1	2.7%	3	8.3%	3	8.3%	5	13.8%	24	66.6%	4.3
<b>Diligence</b>	1	3.0%	1	3.0%	4	12.1%	6	18.1%	21	63.6%	4.4
<b>Overall Evaluation</b>	--	0.0%	3	8.1%	3	8.1%	6	16.2%	25	67.5%	4.4

Note: Ratings for only those respondents who reported direct professional experience with the judge.

**Judge Patricia A. Collins: Detailed Information Responses  
Peace and Probation Officers**

	<b>Impartiality/ Fairness</b>		<b>Integrity</b>		<b>Judicial Temperament</b>		<b>Diligence</b>		<b>Overall Evaluation</b>	
	Mean	N	Mean	N	Mean	N	Mean	N	Mean	N
<b>Basis for Evaluation</b>										
No Response	4.5	10	4.6	10	4.5	10	4.5	10	4.5	10
<b>Direct Professional</b>	<b>4.3</b>	<b>37</b>	<b>4.5</b>	<b>35</b>	<b>4.3</b>	<b>36</b>	<b>4.4</b>	<b>33</b>	<b>4.4</b>	<b>37</b>
Professional Reputation	4.4	8	4.6	8	4.6	8	4.6	8	4.6	8
Other Personal Contacts	--	0	--	0	--	0	--	0	--	0
<b>Type of Work</b>										
No Response	--	0	--	0	--	0	--	0	--	0
State Law Enforcement Officer	4.1	14	4.4	13	3.9	14	4.0	12	4.1	14
Municipal/Borough Law Enforcement Officer	4.6	17	4.8	16	4.9	16	4.7	15	4.8	17
Village Public Safety Officer (VSPO)	--	0	--	0	--	0	--	0	--	0
Probation/Parole Officer	4.0	6	4.2	6	3.8	6	4.2	6	4.2	6
Other	--	0	--	0	--	0	--	0	--	0
<b>Years</b>										
No Response	--	0	--	0	--	0	--	0	--	0
5 Years or fewer	4.3	4	4.3	3	4.3	4	4.3	3	4.3	4
6 to 10 years	4.3	8	4.5	8	4.0	8	4.0	7	4.3	8
11 to 15 years	4.3	12	4.4	12	4.3	12	4.3	12	4.4	12
16 to 20 years	4.4	8	4.6	7	4.4	7	4.5	6	4.5	8
21 years or more	4.6	5	5.0	5	5.0	5	4.8	5	4.8	5
<b>Gender</b>										
No response	--	0	--	0	--	0	--	0	--	0
Male	4.3	31	4.5	29	4.3	30	4.3	28	4.4	31
Female	4.7	6	4.7	6	4.7	6	4.6	5	4.7	6
<b>Location of Practice</b>										
No Response	--	0	--	0	--	0	--	0	--	0
First District	4.6	27	4.7	25	4.5	26	4.5	24	4.6	27
Second District	--	0	--	0	--	0	--	0	--	0
Third District	3.5	8	4.1	8	3.9	8	3.9	7	3.9	8
Fourth District	4.5	2	4.5	2	4.5	2	4.5	2	4.5	2
Outside of Alaska	--	0	--	0	--	0	--	0	--	0
<b>Community Population</b>										
No Response	--	0	--	0	--	0	--	0	--	0
Under 2,000	4.5	2	5.0	1	5.0	1	5.0	1	5.0	2
Between 2,000 and 35,000	4.4	21	4.7	20	4.5	21	4.4	19	4.6	21
Over 35,000	4.1	14	4.4	14	4.1	14	4.2	13	4.1	14

Note: Ratings for only those respondents who reported direct professional experience with the judge.

**31. SUPERIOR COURT JUDGE PATRICIA A. COLLINS**

**C. Social Workers, Guardians ad Litem, and CASA Volunteers**

**Demographic Description (N=20)**

	N	%
<b>Type of Work</b>		
No Response	--	0.0%
Social Worker	8	40.0%
Guardian Ad Litem	4	20.0%
CASA Volunteer	8	40.0%
Other	--	0.0%
<b>Length of Alaska Experience</b>		
No Response	2	10.0%
5 Years or fewer	7	35.0%
6 to 10 years	6	30.0%
11 to 15 years	4	20.0%
16 to 20 years	--	0.0%
21 years or more	1	5.0%
<b>Gender</b>		
No response	--	0.0%
Male	1	5.0%
Female	19	95.0%
<b>Location of Practice</b>		
No Response	--	0.0%
First District	18	90.0%
Second District	--	0.0%
Third District	2	10.0%
Fourth District	--	0.0%
Outside of Alaska	--	0.0%
<b>Community Population</b>		
No Response	--	0.0%
Under 2,000	--	0.0%
Between 2,000 and 35,000	18	90.0%
Over 35,000	2	10.0%

**Evaluation of Judge Patricia A. Collins:  
Social Workers, Guardians ad Litem, and CASA Volunteers**

**Summary of Findings**

Judge Patricia A. Collins was evaluated by 19 Social Workers, Guardians ad Litem, and CASA Volunteers who reported having direct professional experience with the judge. The mean score on *overall evaluation* was 4.5. The highest mean score was obtained on *diligence* (4.5) and the lowest mean score was obtained on *impartiality/fairness* (4.1). Details are presented in the two tables that follow.

	Poor		Deficient		Accept		Good		Excellent		Mean
	N	%	N	%	N	%	N	%	N	%	
<b>Impartiality/Fairness</b>	--	0.0%	3	16.6%	--	0.0%	7	38.8%	8	44.4%	4.1
<b>Integrity</b>	--	0.0%	1	5.8%	1	5.8%	5	29.4%	10	58.8%	4.4
<b>Judicial Temperament</b>	--	0.0%	1	5.5%	2	11.1%	5	27.7%	10	55.5%	4.3
<b>Diligence</b>	--	0.0%	--	0.0%	2	11.1%	5	27.7%	11	61.1%	4.5
<b>Overall Evaluation</b>	--	0.0%	1	5.2%	1	5.2%	5	26.3%	12	63.1%	4.5

Note: Ratings for only those respondents who reported direct professional experience with the judge.

**Judge Patricia A. Collins: Detailed Information Responses  
Social Workers, Guardians ad Litem, and CASA Volunteers**

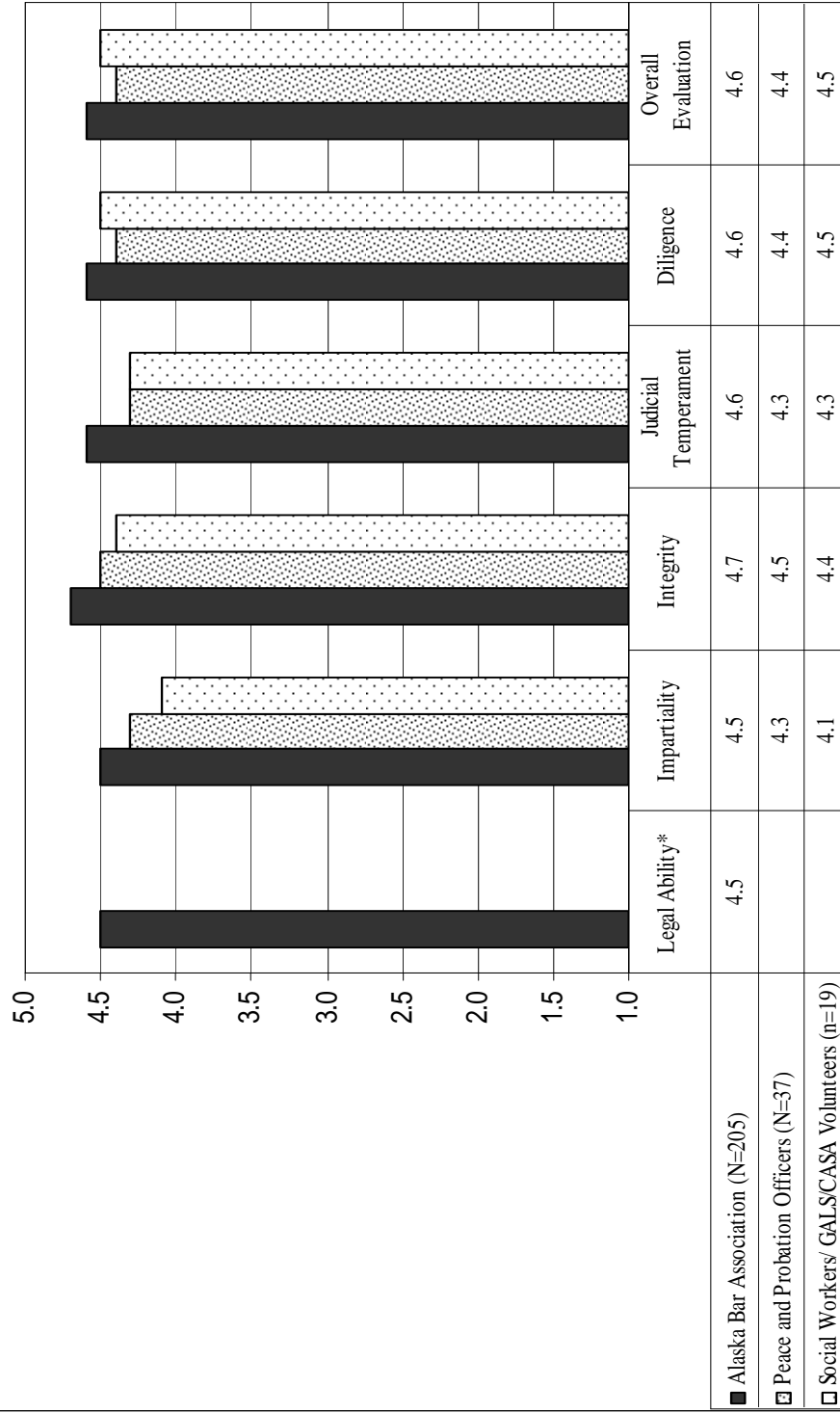
	<b>Impartiality/ Fairness</b>		<b>Integrity</b>		<b>Judicial Temperament</b>		<b>Diligence</b>		<b>Overall Evaluation</b>	
	Mean	N	Mean	N	Mean	N	Mean	N	Mean	N
<b>Basis for Evaluation</b>										
No Response	--	0	--	0	--	0	--	0	--	0
<b>Direct Professional</b>	<b>4.1</b>	<b>18</b>	<b>4.4</b>	<b>17</b>	<b>4.3</b>	<b>18</b>	<b>4.5</b>	<b>18</b>	<b>4.5</b>	<b>19</b>
Professional Reputation	4.0	1	4.0	1	--	0	--	0	--	0
Other Personal Contacts	--	0	--	0	--	0	--	0	--	0
<b>Type of Work</b>										
No Response	--	0	--	0	--	0	--	0	--	0
Social Worker	3.5	8	4.0	8	3.9	8	4.3	8	4.1	8
Guardian Ad Litem	4.5	4	4.8	4	4.5	4	4.8	4	4.8	4
CASA Volunteer	4.7	6	4.8	5	4.8	6	4.7	6	4.7	7
Other	--	0	--	0	--	0	--	0	--	0
<b>Years</b>										
No Response	--	0	--	0	--	0	--	0	4.0	1
5 Years or fewer	4.4	7	4.7	6	4.6	7	4.6	7	4.9	7
6 to 10 years	3.7	6	4.0	6	4.0	6	4.3	6	4.0	6
11 to 15 years	4.3	4	4.5	4	4.3	4	4.5	4	4.5	4
16 to 20 years	--	0	--	0	--	0	--	0	--	0
21 years or more	4.0	1	5.0	1	5.0	1	5.0	1	5.0	1
<b>Gender</b>										
No Response	--	0	--	0	--	0	--	0	--	0
Male	5.0	1	5.0	1	5.0	1	5.0	1	5.0	1
Female	4.1	17	4.4	16	4.3	17	4.5	17	4.4	18
<b>Location of Practice</b>										
No Response	--	0	--	0	--	0	--	0	--	0
First District	4.1	17	4.4	16	4.3	17	4.5	17	4.5	17
Second District	--	0	--	0	--	0	--	0	--	0
Third District	5.0	1	5.0	1	5.0	1	5.0	1	4.5	2
Fourth District	--	0	--	0	--	0	--	0	--	0
Outside of Alaska	--	0	--	0	--	0	--	0	--	0
<b>Community Population</b>										
No Response	--	0	--	0	--	0	--	0	--	0
Under 2,000	--	0	--	0	--	0	--	0	--	0
Between 2,000 and 35,000	4.1	17	4.4	16	4.3	17	4.5	17	4.5	17
Over 35,000	5.0	1	5.0	1	5.0	1	5.0	1	4.5	2

Note: Ratings for only those respondents who reported direct professional experience with the judge.



## Superior Court Judge Patricia A. Collins

*Average Ratings from All Groups Surveyed*



\*Legal Ability items are only completed by Alaska Bar Association members.

**32. DISTRICT COURT JUDGE KEITH B. LEVY**

**A. Alaska Bar Association**

**Demographic Description (N=150)**

		<b>N</b>	<b>%</b>
<b>Type of Practice</b>			
	No Response	4	2.6%
	Private, Solo	26	17.3%
	Private, 2-5 Attorneys	18	12.0%
	Private, 6+ Attorneys	16	10.6%
	Private, Corporate Employee	2	1.3%
	Judge or Judicial Officer	35	23.3%
	Government	38	25.3%
	Public Service Agency or Organization (Not Govt)	7	4.6%
	Retired	4	2.6%
	Other	--	0.0%
<b>Length of Alaska Practice</b>			
	No Response	9	6.0%
	5 Years or fewer	11	7.3%
	6 to 10 years	11	7.3%
	11 to 15 years	10	6.6%
	16 to 20 years	19	12.6%
	21 years or more	90	60.0%
<b>Gender</b>			
	No Response	4	2.6%
	Male	94	62.6%
	Female	52	34.6%
<b>Cases Handled</b>			
	No Response	4	2.6%
	Prosecution	3	2.0%
	Mainly Criminal	3	2.0%
	Mixed Criminal & Civil	49	32.6%
	Mainly Civil	81	54.0%
	Other	10	6.6%
<b>Location of Practice</b>			
	No Response	4	2.6%
	First District	73	48.6%
	Second District	--	0.0%
	Third District	62	41.3%
	Fourth District	8	5.3%
	Outside of Alaska	3	2.0%

**Evaluation of Judge Keith B. Levy:  
Alaska Bar Association Members**

**Summary of Findings**

Judge Keith B. Levy was evaluated by 103 Alaska Bar Association members who reported having direct professional experience with the judge. The mean score on *overall evaluation* was 4.4. The highest mean score was obtained on *integrity* (4.6) and the lowest mean score was obtained on *legal ability* (4.4). Details are presented in the two tables that follow.

	Poor		Deficient		Accept		Good		Excellent		Mean
	N	%	N	%	N	%	N	%	N	%	
<b>Legal Ability</b>	2	1.9%	--	0.0%	11	10.6%	35	33.9%	55	53.3%	4.4
<b>Impartiality\Fairness</b>	2	1.9%	4	3.9%	5	4.9%	22	21.5%	69	67.6%	4.5
<b>Integrity</b>	2	1.9%	--	0.0%	5	4.8%	21	20.3%	75	72.8%	4.6
<b>Judicial Temperament</b>	1	0.9%	2	1.9%	10	9.9%	23	22.7%	65	64.3%	4.5
<b>Diligence</b>	1	1.0%	1	1.0%	6	6.0%	27	27.0%	65	65.0%	4.5
<b>Overall Evaluation</b>	2	1.9%	2	1.9%	6	5.8%	31	30.0%	62	60.1%	4.4

Note: Ratings for only those respondents who reported direct professional experience with the judge.

**Judge Keith B. Levy: Detailed Information Responses  
Alaska Bar Association Members**

	Legal Ability		Impartiality/ Fairness		Integrity		Judicial Temperament		Diligence		Overall Evaluation	
	Mean	N	Mean	N	Mean	N	Mean	N	Mean	N	Mean	N
<b>Basis for Evaluation</b>												
No Response	2.0	1	3.0	1	3.0	1	2.0	1	3.0	1	3.0	1
<b>Direct Professional</b>	<b>4.4</b>	<b>103</b>	<b>4.5</b>	<b>102</b>	<b>4.6</b>	<b>103</b>	<b>4.5</b>	<b>101</b>	<b>4.5</b>	<b>100</b>	<b>4.4</b>	<b>103</b>
Professional Reputation	4.5	37	4.7	37	4.7	37	4.7	38	4.7	35	4.7	37
Other Personal Contacts	4.4	7	4.8	6	4.7	7	4.8	6	4.8	5	4.7	7
<b>Type of Practice</b>												
No Response	4.0	3	4.3	3	4.7	3	4.7	3	4.3	3	4.3	3
Private, Solo	4.6	21	4.7	21	4.8	21	4.6	21	4.7	21	4.7	21
Private, 2-5 Attorneys	3.9	15	3.9	15	4.1	15	4.1	15	4.0	15	3.9	15
Private, 6+ Attorneys	4.1	11	4.4	11	4.3	11	4.4	11	4.4	11	4.4	11
Private, Corporate Employee	3.0	1	3.0	1	--	0	3.0	1	3.0	1	3.0	1
Judge or Judicial Officer	4.6	23	4.9	23	4.8	23	4.6	23	4.7	20	4.6	22
Government	4.6	22	4.5	22	4.8	23	4.6	21	4.9	22	4.6	23
Public Service Agency or Organization (Not Govt)	4.7	3	5.0	2	4.7	3	5.0	2	4.7	3	4.7	3
Retired	4.0	4	4.0	4	4.5	4	4.3	4	4.0	4	4.0	4
Other	--	0	--	0	--	0	--	0	--	0	--	0
<b>Years of Practice in Alaska</b>												
No Response	4.0	7	3.9	7	4.1	7	3.7	7	4.3	7	3.7	7
5 Years or fewer	4.6	8	4.3	7	4.8	8	4.6	7	4.7	7	4.5	8
6 to 10 years	4.1	7	4.4	7	4.3	6	4.3	7	4.3	7	4.3	7
11 to 15 years	5.0	5	4.8	5	5.0	5	4.6	5	5.0	5	5.0	5
16 to 20 years	4.4	9	4.7	9	4.8	9	4.6	9	4.9	7	4.4	9
21 years or more	4.3	67	4.5	67	4.6	68	4.5	66	4.5	67	4.5	67
<b>Gender</b>												
No Response	4.0	3	3.7	3	4.3	3	4.0	3	3.7	3	4.0	3
Male	4.3	65	4.5	64	4.6	65	4.5	64	4.5	64	4.5	65
Female	4.5	35	4.5	35	4.7	35	4.5	34	4.7	33	4.5	35
<b>Cases Handled</b>												
No Response	4.0	3	4.3	3	4.7	3	4.7	3	4.3	3	4.3	3
Prosecution	4.7	3	5.0	2	5.0	3	5.0	3	5.0	2	5.0	3
Mainly Criminal	--	0	--	0	--	0	--	0	--	0	--	0
Mixed Criminal & Civil	4.4	41	4.5	42	4.6	42	4.5	42	4.6	40	4.4	41
Mainly Civil	4.3	52	4.5	51	4.6	51	4.4	50	4.5	51	4.4	52
Other	4.8	4	4.8	4	4.8	4	4.7	3	4.8	4	4.8	4
<b>Location of Practice</b>												
No Response	4.0	3	4.3	3	4.7	3	4.7	3	4.3	3	4.3	3
First District	4.5	53	4.6	53	4.7	53	4.5	51	4.6	52	4.5	53
Second District	--	0	--	0	--	0	--	0	--	0	--	0
Third District	4.2	37	4.3	36	4.4	37	4.4	37	4.3	35	4.2	37
Fourth District	4.7	7	4.9	7	4.9	7	4.7	7	4.9	7	4.9	7
Outside of Alaska	5.0	3	4.7	3	5.0	3	4.3	3	5.0	3	5.0	3

Note: Ratings for only those respondents who reported direct professional experience with the judge.

**32. DISTRICT COURT JUDGE KEITH B. LEVY**

**B. Peace and Probation Officers**

**Demographic Description (N=30)**

	N	%
<b>Type of Work</b>		
No Response	2	6.6%
State Law Enforcement Officer	6	20.0%
Municipal/Borough Law Enforcement Officer	20	66.6%
Village Public Safety Officer (VSPO)	--	0.0%
Probation/Parole Officer	2	6.6%
Other	--	0.0%
<b>Length of Alaska Experience</b>		
No Response	2	6.6%
5 Years or fewer	3	10.0%
6 to 10 years	7	23.3%
11 to 15 years	9	30.0%
16 to 20 years	5	16.6%
21 years or more	4	13.3%
<b>Gender</b>		
No Response	1	3.3%
Male	26	86.6%
Female	3	10.0%
<b>Location of Practice</b>		
No Response	1	3.3%
First District	28	93.3%
Second District	--	0.0%
Third District	--	0.0%
Fourth District	1	3.3%
Outside of Alaska	--	0.0%
<b>Community Population</b>		
No Response	1	3.3%
Under 2,000	2	6.6%
Between 2,000 and 35,000	20	66.6%
Over 35,000	7	23.3%

**Evaluation of Judge Keith B. Levy:  
Peace and Probation Officers**

**Summary of Findings**

Judge Keith B. Levy was evaluated by 19 Peace and Probation Officers who reported having direct professional experience with the judge. The mean score on *overall evaluation* was 4.1. The highest mean score was obtained on *integrity* (4.4) and the lowest mean score was obtained on *impartiality/fairness* (4.1). Details are presented in the two tables that follow.

	Poor		Deficient		Accept		Good		Excellent		Mean
	N	%	N	%	N	%	N	%	N	%	
<b>Impartiality/Fairness</b>	--	0.0%	1	5.2%	4	21.0%	6	31.5%	8	42.1%	4.1
<b>Integrity</b>	--	0.0%	--	0.0%	3	15.7%	6	31.5%	10	52.6%	4.4
<b>Judicial Temperament</b>	--	0.0%	1	5.2%	4	21.0%	5	26.3%	9	47.3%	4.2
<b>Diligence</b>	--	0.0%	1	5.2%	3	15.7%	6	31.5%	9	47.3%	4.2
<b>Overall Evaluation</b>	--	0.0%	1	5.5%	2	11.1%	9	50.0%	6	33.3%	4.1

Note: Ratings for only those respondents who reported direct professional experience with the judge.

**Judge Keith B. Levy: Detailed Information Responses  
Peace and Probation Officers**

	<b>Impartiality/ Fairness</b>		<b>Integrity</b>		<b>Judicial Temperament</b>		<b>Diligence</b>		<b>Overall Evaluation</b>	
	Mean	N	Mean	N	Mean	N	Mean	N	Mean	N
<b>Basis for Evaluation</b>										
No Response	4.1	9	4.7	9	4.7	9	4.6	9	4.2	9
<b>Direct Professional</b>	<b>4.1</b>	<b>19</b>	<b>4.4</b>	<b>19</b>	<b>4.2</b>	<b>19</b>	<b>4.2</b>	<b>19</b>	<b>4.1</b>	<b>18</b>
Professional Reputation	4.0	2	4.0	2	4.0	2	4.0	2	4.0	2
Other Personal Contacts	--	0	--	0	--	0	--	0	--	0
<b>Type of Work</b>										
No Response	--	0	--	0	--	0	--	0	--	0
State Law Enforcement Officer	4.2	6	4.5	6	4.5	6	4.5	6	4.3	6
Municipal/Borough Law Enforcement Officer	4.1	12	4.3	12	4.0	12	4.1	12	4.0	11
Village Public Safety Officer (VSPO)	--	0	--	0	--	0	--	0	--	0
Probation/Parole Officer	4.0	1	4.0	1	4.0	1	4.0	1	4.0	1
Other	--	0	--	0	--	0	--	0	--	0
<b>Years</b>										
No Response	4.0	1	4.0	1	5.0	1	4.0	1	4.0	1
5 Years or fewer	4.0	3	4.0	3	3.7	3	3.7	3	3.5	2
6 to 10 years	3.8	5	4.2	5	4.0	5	4.0	5	4.0	5
11 to 15 years	3.5	4	4.3	4	3.8	4	4.0	4	3.8	4
16 to 20 years	5.0	2	5.0	2	5.0	2	5.0	2	4.5	2
21 years or more	4.8	4	4.8	4	4.5	4	4.8	4	4.8	4
<b>Gender</b>										
No Response	--	0	--	0	--	0	--	0	--	0
Male	4.1	16	4.4	16	4.1	16	4.2	16	4.1	16
Female	4.3	3	4.3	3	4.3	3	4.3	3	4.0	2
<b>Location of Practice</b>										
No Response	--	0	--	0	--	0	--	0	--	0
First District	4.1	18	4.4	18	4.2	18	4.2	18	4.1	17
Second District	--	0	--	0	--	0	--	0	--	0
Third District	--	0	--	0	--	0	--	0	--	0
Fourth District	4.0	1	4.0	1	4.0	1	4.0	1	4.0	1
Outside of Alaska	--	0	--	0	--	0	--	0	--	0
<b>Community Population</b>										
No Response	--	0	--	0	--	0	--	0	--	0
Under 2,000	5.0	1	5.0	1	5.0	1	5.0	1	--	0
Between 2,000 and 35,000	3.8	11	4.3	11	4.0	11	4.0	11	3.9	11
Over 35,000	4.4	7	4.4	7	4.3	7	4.4	7	4.4	7

Note: Ratings for only those respondents who reported direct professional experience with the judge.

**32. DISTRICT COURT JUDGE KEITH B. LEVY**

**C. Social Workers, Guardians ad Litem, and CASA Volunteers**

**Demographic Description (N=3)**

		<b>N</b>	<b>%</b>
<b>Type of Work</b>			
	No Response	--	0.0%
	Social Worker	1	33.3%
	Guardian Ad Litem	1	33.3%
	CASA Volunteer	1	33.3%
	Other	--	0.0%
<b>Length of Alaska Experience</b>			
	No Response	--	0.0%
	5 Years or fewer	1	33.3%
	6 to 10 years	1	33.3%
	11 to 15 years	1	33.3%
	16 to 20 years	--	0.0%
	21 years or more	--	0.0%
<b>Gender</b>			
	No Response	--	0.0%
	Male	--	0.0%
	Female	3	100.0%
<b>Location of Practice</b>			
	No Response	--	0.0%
	First District	3	100.0%
	Second District	--	0.0%
	Third District	--	0.0%
	Fourth District	--	0.0%
	Outside of Alaska	--	0.0%
<b>Community Population</b>			
	No Response	--	0.0%
	Under 2,000	--	0.0%
	Between 2,000 and 35,000	3	100.0%
	Over 35,000	--	0.0%



**Evaluation of Judge Keith B. Levy:  
Social Workers, Guardians ad Litem, and CASA Volunteers**

**Summary of Findings**

Judge Keith B. Levy was evaluated by 2 Social Workers, Guardians ad Litem, and CASA Volunteers who reported having direct professional experience with the judge. The mean score on *overall evaluation* was 4.5. The highest mean score was obtained on *integrity* (5.0) and all the other categories obtained a mean score of 4.5. Details are presented in the two tables that follow.

	Poor		Deficient		Accept		Good		Excellent		Mean
	N	%	N	%	N	%	N	%	N	%	
<b>Impartiality/Fairness</b>	--	0.0%	--	0.0%	--	0.0%	1	50.0%	1	50.0%	4.5
<b>Integrity</b>	--	0.0%	--	0.0%	--	0.0%	--	0.0%	1	100.0%	5.0
<b>Judicial Temperament</b>	--	0.0%	--	0.0%	--	0.0%	1	50.0%	1	50.0%	4.5
<b>Diligence</b>	--	0.0%	--	0.0%	--	0.0%	1	50.0%	1	50.0%	4.5
<b>Overall Evaluation</b>	--	0.0%	--	0.0%	--	0.0%	1	50.0%	1	50.0%	4.5

Note: Ratings for only those respondents who reported direct professional experience with the judge.

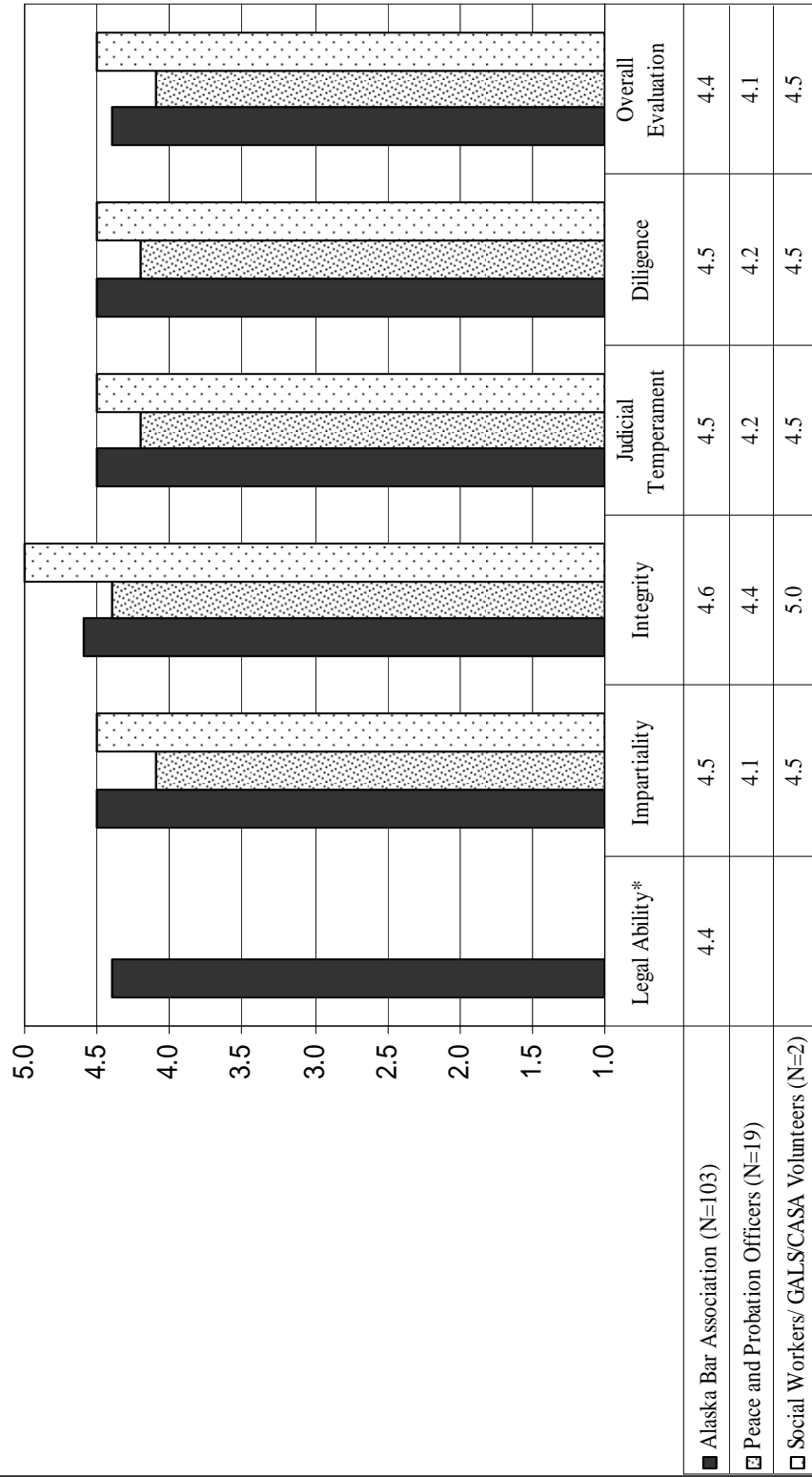
**Judge Keith B. Levy: Detailed Information Responses  
Social Workers, Guardians ad Litem, and CASA Volunteers**

	<b>Impartiality/ Fairness</b>		<b>Integrity</b>		<b>Judicial Temperament</b>		<b>Diligence</b>		<b>Overall Evaluation</b>	
	Mean	N	Mean	N	Mean	N	Mean	N	Mean	N
<b>Basis for Evaluation</b>										
No Response	--	0	--	0	--	0	--	0	--	0
<b>Direct Professional</b>	<b>4.5</b>	<b>2</b>	<b>5.0</b>	<b>1</b>	<b>4.5</b>	<b>2</b>	<b>4.5</b>	<b>2</b>	<b>4.5</b>	<b>2</b>
Professional Reputation	3.0	1	3.0	1	3.0	1	3.0	1	3.0	1
Other Personal Contacts	--	0	--	0	--	0	--	0	--	0
<b>Type of Work</b>										
No Response	--	0	--	0	--	0	--	0	--	0
Social Worker	--	0	--	0	--	0	--	0	--	0
Guardian Ad Litem	5.0	1	5.0	1	5.0	1	5.0	1	5.0	1
CASA Volunteer	4.0	1	--	0	4.0	1	4.0	1	4.0	1
Other	--	0	--	0	--	0	--	0	--	0
<b>Years</b>										
No Response	--	0	--	0	--	0	--	0	--	0
5 Years or fewer	--	0	--	0	--	0	--	0	--	0
6 to 10 years	4.0	1	--	0	4.0	1	4.0	1	4.0	1
11 to 15 years	5.0	1	5.0	1	5.0	1	5.0	1	5.0	1
16 to 20 years	--	0	--	0	--	0	--	0	--	0
21 years or more	--	0	--	0	--	0	--	0	--	0
<b>Gender</b>										
No Response	--	0	--	0	--	0	--	0	--	0
Male	--	0	--	0	--	0	--	0	--	0
Female	4.5	2	5.0	1	4.5	2	4.5	2	4.5	2
<b>Location of Practice</b>										
No Response	--	0	--	0	--	0	--	0	--	0
First District	4.5	2	5.0	1	4.5	2	4.5	2	4.5	2
Second District	--	0	--	0	--	0	--	0	--	0
Third District	--	0	--	0	--	0	--	0	--	0
Fourth District	--	0	--	0	--	0	--	0	--	0
Outside of Alaska	--	0	--	0	--	0	--	0	--	0
<b>Community Population</b>										
No Response	--	0	--	0	--	0	--	0	--	0
Under 2,000	--	0	--	0	--	0	--	0	--	0
Between 2,000 and 35,000	4.5	2	5.0	1	4.5	2	4.5	2	4.5	2
Over 35,000	--	0	--	0	--	0	--	0	--	0

Note: Ratings for only those respondents who reported direct professional experience with the judge.

## District Court Judge Keith B. Levy

*Average Ratings from All Groups Surveyed*



\*Legal Ability items are only completed by Alaska Bar Association members.

**33. SUPERIOR COURT JUDGE CRAIG F. STOWERS**

**A. Alaska Bar Association**

**Demographic Description (N=254)**

	N	%
<b>Type of Practice</b>		
No Response	6	2.3%
Private, Solo	63	24.8%
Private, 2-5 Attorneys	67	26.3%
Private, 6+ Attorneys	48	18.8%
Private, Corporate Employee	3	1.1%
Judge or Judicial Officer	29	11.4%
Government	33	12.9%
Public Service Agency or Organization (Not Govt)	1	0.3%
Retired	4	1.5%
Other	--	0.0%
<b>Length of Alaska Practice</b>		
No Response	13	5.1%
5 Years or fewer	13	5.1%
6 to 10 years	17	6.6%
11 to 15 years	28	11.0%
16 to 20 years	38	14.9%
21 years or more	145	57.0%
<b>Gender</b>		
No Response	8	3.1%
Male	178	70.0%
Female	68	26.7%
<b>Cases Handled</b>		
No Response	7	2.7%
Prosecution	2	0.7%
Mainly Criminal	8	3.1%
Mixed Criminal & Civil	63	24.8%
Mainly Civil	165	64.9%
Other	9	3.5%
<b>Location of Practice</b>		
No Response	6	2.3%
First District	3	1.1%
Second District	2	0.7%
Third District	233	91.7%
Fourth District	8	3.1%
Outside of Alaska	2	0.7%

**Evaluation of Judge Craig F. Stowers:  
Alaska Bar Association Members**

**Summary of Findings**

Judge Craig F. Stowers was evaluated by 219 Alaska Bar Association members who reported having direct professional experience with the judge. The mean score on *overall evaluation* was 4.4. The highest mean score was obtained on *integrity* (4.6) and the lowest mean score was obtained on *impartiality/fairness* (4.3). Details are presented in the two tables that follow.

	Poor		Deficient		Accept		Good		Excellent		Mean
	N	%	N	%	N	%	N	%	N	%	
<b>Legal Ability</b>	2	0.9%	6	2.7%	16	7.3%	73	33.4%	121	55.5%	4.4
<b>Impartiality\Fairness</b>	4	1.8%	9	4.1%	23	10.5%	60	27.3%	123	56.1%	4.3
<b>Integrity</b>	2	0.9%	5	2.2%	15	6.8%	45	20.6%	151	69.2%	4.6
<b>Judicial Temperament</b>	2	0.9%	8	3.7%	23	10.6%	50	23.2%	132	61.3%	4.4
<b>Diligence</b>	4	1.8%	9	4.2%	18	8.4%	55	25.7%	128	59.8%	4.4
<b>Overall Evaluation</b>	4	1.8%	7	3.2%	15	6.9%	69	31.7%	122	56.2%	4.4

Note: Ratings for only those respondents who reported direct professional experience with the judge.

**Judge Craig F. Stowers: Detailed Information Responses  
Alaska Bar Association Members**

	Legal Ability		Impartiality/ Fairness		Integrity		Judicial Temperament		Diligence		Overall Evaluation	
	Mean	N	Mean	N	Mean	N	Mean	N	Mean	N	Mean	N
<b>Basis for Evaluation</b>												
No Response	4.4	7	4.4	7	4.4	7	4.0	7	4.6	7	4.4	7
<b>Direct Professional</b>	<b>4.4</b>	<b>218</b>	<b>4.3</b>	<b>219</b>	<b>4.6</b>	<b>218</b>	<b>4.4</b>	<b>215</b>	<b>4.4</b>	<b>214</b>	<b>4.4</b>	<b>217</b>
Professional Reputation	4.3	24	4.2	25	4.4	25	4.1	23	4.3	23	4.4	24
Other Personal Contacts	4.5	2	4.5	2	4.5	2	4.5	2	4.0	1	4.5	2
<b>Type of Practice</b>												
No Response	4.8	4	5.0	4	5.0	4	4.8	4	4.3	4	4.8	4
Private, Solo	4.4	53	4.3	54	4.6	53	4.4	53	4.3	52	4.3	53
Private, 2-5 Attorneys	4.5	63	4.5	63	4.6	63	4.6	63	4.5	63	4.5	63
Private, 6+ Attorneys	4.3	39	4.1	39	4.3	39	4.1	38	4.1	39	4.2	39
Private, Corporate Employee	4.5	2	4.5	2	4.5	2	4.5	2	4.5	2	4.5	2
Judge or Judicial Officer	4.7	26	4.6	26	4.7	26	4.5	26	4.7	23	4.7	26
Government	4.0	29	3.9	29	4.4	29	4.3	27	4.3	29	4.1	28
Public Service Agency or Organization (Not Govt)	--	0	--	0	--	0	--	0	--	0	--	0
Retired	4.5	2	5.0	2	5.0	2	5.0	2	5.0	2	5.0	2
Other	--	0	--	0	--	0	--	0	--	0	--	0
<b>Years of Practice in Alaska</b>												
No Response	4.5	11	4.5	11	4.6	11	4.5	11	4.5	10	4.5	11
5 Years or fewer	4.6	11	4.6	11	4.6	11	4.5	11	4.5	11	4.6	11
6 to 10 years	4.2	15	3.9	15	4.1	15	4.1	14	4.3	14	4.0	15
11 to 15 years	4.2	26	4.2	26	4.3	26	4.4	25	4.1	26	4.2	26
16 to 20 years	4.2	35	3.9	35	4.4	35	4.2	34	4.3	33	4.1	34
21 years or more	4.5	120	4.5	121	4.7	120	4.5	120	4.4	120	4.5	120
<b>Gender</b>												
No Response	4.8	5	5.0	5	5.0	5	4.6	5	4.4	5	4.8	5
Male	4.5	156	4.4	157	4.6	157	4.4	155	4.4	154	4.4	156
Female	4.2	57	4.1	57	4.4	56	4.3	55	4.3	55	4.2	56
<b>Cases Handled</b>												
No Response	4.6	5	4.8	5	4.8	5	4.8	5	4.3	4	4.6	5
Prosecution	--	0	--	0	--	0	--	0	--	0	--	0
Mainly Criminal	4.7	7	4.6	7	4.7	7	4.5	6	4.3	8	4.7	7
Mixed Criminal & Civil	4.3	57	4.2	57	4.4	57	4.3	56	4.4	54	4.2	57
Mainly Civil	4.4	142	4.4	143	4.6	142	4.4	141	4.4	141	4.4	141
Other	4.1	7	4.1	7	4.6	7	4.7	7	4.7	7	4.3	7
<b>Location of Practice</b>												
No Response	4.8	4	5.0	4	5.0	4	4.8	4	4.3	4	4.8	4
First District	5.0	3	5.0	3	5.0	3	4.7	3	5.0	3	5.0	3
Second District	5.0	2	5.0	2	5.0	2	5.0	2	5.0	2	5.0	2
Third District	4.4	201	4.3	202	4.6	201	4.4	198	4.4	197	4.4	200
Fourth District	3.5	6	3.2	6	3.3	6	3.3	6	3.3	6	3.2	6
Outside of Alaska	5.0	2	5.0	2	5.0	2	5.0	2	5.0	2	5.0	2

Note: Ratings for only those respondents who reported direct professional experience with the judge.

**33. SUPERIOR COURT JUDGE CRAIG F. STOWERS**

**B. Peace and Probation Officers**

**Demographic Description (N=20)**

		<b>N</b>	<b>%</b>
<b>Type of Work</b>			
	No Response	--	0.0%
	State Law Enforcement Officer	8	40.0%
	Municipal/Borough Law Enforcement Officer	7	35.0%
	Village Public Safety Officer (VSPO)	--	0.0%
	Probation/Parole Officer	5	25.0%
	Other	--	0.0%
<b>Length of Alaska Experience</b>			
	No Response	1	5.0%
	5 Years or fewer	6	30.0%
	6 to 10 years	2	10.0%
	11 to 15 years	2	10.0%
	16 to 20 years	7	35.0%
	21 years or more	2	10.0%
<b>Gender</b>			
	No Response	--	0.0%
	Male	13	65.0%
	Female	7	35.0%
<b>Location of Practice</b>			
	No Response	--	0.0%
	First District	--	0.0%
	Second District	--	0.0%
	Third District	20	100.0%
	Fourth District	--	0.0%
	Outside of Alaska	--	0.0%
<b>Community Population</b>			
	No Response	--	0.0%
	Under 2,000	--	0.0%
	Between 2,000 and 35,000	3	15.0%
	Over 35,000	17	85.0%

**Evaluation of Judge Craig F. Stowers:  
Peace and Probation Officers**

**Summary of Findings**

Judge Craig F. Stowers was evaluated by 15 Peace and Probation Officers who reported having direct professional experience with the judge. The mean score on *overall evaluation* was 4.1. The highest mean scores were obtained on *integrity* and *judicial temperament* (4.1) and the lowest mean score was obtained on *impartiality/fairness* (3.9). Details are presented in the two tables that follow.

	Poor		Deficient		Accept		Good		Excellent		Mean
	N	%	N	%	N	%	N	%	N	%	
<b>Impartiality/Fairness</b>	1	7.1%	--	0.0%	4	28.5%	3	21.4%	6	42.8%	3.9
<b>Integrity</b>	1	6.6%	--	0.0%	3	20.0%	3	20.0%	8	53.3%	4.1
<b>Judicial Temperament</b>	1	6.6%	--	0.0%	4	26.6%	2	13.3%	8	53.3%	4.1
<b>Diligence</b>	1	6.6%	--	0.0%	5	33.3%	1	6.6%	8	53.3%	4.0
<b>Overall Evaluation</b>	1	6.6%	--	0.0%	4	26.6%	2	13.3%	8	53.3%	4.1

Note: Ratings for only those respondents who reported direct professional experience with the judge.



**Judge Craig F. Stowers: Detailed Information Responses  
Peace and Probation Officers**

	<b>Impartiality/ Fairness</b>		<b>Integrity</b>		<b>Judicial Temperament</b>		<b>Diligence</b>		<b>Overall Evaluation</b>	
	Mean	N	Mean	N	Mean	N	Mean	N	Mean	N
<b>Basis for Evaluation</b>										
No Response	5.0	1	5.0	1	5.0	1	5.0	1	5.0	1
<b>Direct Professional</b>	<b>3.9</b>	<b>14</b>	<b>4.1</b>	<b>15</b>	<b>4.1</b>	<b>15</b>	<b>4.0</b>	<b>15</b>	<b>4.1</b>	<b>15</b>
Professional Reputation	2.8	4	2.8	4	2.3	4	2.8	4	2.5	4
Other Personal Contacts	--	0	--	0	--	0	--	0	--	0
<b>Type of Work</b>										
No Response	--	0	--	0	--	0	--	0	--	0
State Law Enforcement Officer	4.4	5	4.7	6	4.7	6	4.7	6	4.7	6
Municipal/Borough Law Enforcement Officer	3.4	5	3.6	5	3.6	5	3.4	5	3.4	5
Village Public Safety Officer (VSPO)	--	0	--	0	--	0	--	0	--	0
Probation/Parole Officer	4.0	4	4.0	4	3.8	4	3.8	4	4.0	4
Other	--	0	--	0	--	0	--	0	--	0
<b>Years</b>										
No Response	5.0	1	5.0	1	5.0	1	5.0	1	5.0	1
5 Years or fewer	3.5	2	4.0	3	3.7	3	3.7	3	4.0	3
6 to 10 years	5.0	2	5.0	2	5.0	2	5.0	2	5.0	2
11 to 15 years	4.0	2	4.0	2	4.0	2	4.0	2	4.0	2
16 to 20 years	3.5	6	3.7	6	3.7	6	3.5	6	3.5	6
21 years or more	4.0	1	5.0	1	5.0	1	5.0	1	5.0	1
<b>Gender</b>										
No Response	--	0	--	0	--	0	--	0	--	0
Male	4.1	9	4.3	9	4.3	9	4.2	9	4.2	9
Female	3.6	5	3.8	6	3.7	6	3.7	6	3.8	6
<b>Location of Practice</b>										
No Response	--	0	--	0	--	0	--	0	--	0
First District	--	0	--	0	--	0	--	0	--	0
Second District	--	0	--	0	--	0	--	0	--	0
Third District	3.9	14	4.1	15	4.1	15	4.0	15	4.1	15
Fourth District	--	0	--	0	--	0	--	0	--	0
Outside of Alaska	--	0	--	0	--	0	--	0	--	0
<b>Community Population</b>										
No Response	--	0	--	0	--	0	--	0	--	0
Under 2,000	--	0	--	0	--	0	--	0	--	0
Between 2,000 and 35,000	3.0	1	3.0	1	3.0	1	3.0	1	3.0	1
Over 35,000	4.0	13	4.2	14	4.1	14	4.1	14	4.1	14

Note: Ratings for only those respondents who reported direct professional experience with the judge.

**33. SUPERIOR COURT JUDGE CRAIG F. STOWERS**

**C. Social Workers, Guardians ad Litem, and CASA Volunteers**

**Demographic Description (N=26)**

	N	%
<b>Type of Work</b>		
No Response	--	0.0%
Social Worker	13	50.0%
Guardian Ad Litem	7	26.9%
CASA Volunteer	5	19.2%
Other	1	3.8%
<b>Length of Alaska Experience</b>		
No Response	--	0.0%
5 Years or fewer	11	42.3%
6 to 10 years	10	38.4%
11 to 15 years	1	3.8%
16 to 20 years	3	11.5%
21 years or more	1	3.8%
<b>Gender</b>		
No Response	--	0.0%
Male	3	11.5%
Female	23	88.4%
<b>Location of Practice</b>		
No Response	1	3.8%
First District	--	0.0%
Second District	--	0.0%
Third District	24	92.3%
Fourth District	1	3.8%
Outside of Alaska	--	0.0%
<b>Community Population</b>		
No Response	1	3.8%
Under 2,000	--	0.0%
Between 2,000 and 35,000	1	3.8%
Over 35,000	24	92.3%

**Evaluation of Judge Craig F. Stowers:  
Social Workers, Guardians ad Litem, and CASA Volunteers**

**Summary of Findings**

Judge Craig F. Stowers was evaluated by 19 Social Workers, Guardians ad Litem, and CASA Volunteers who reported having direct professional experience with the judge. The mean score on *overall evaluation* was 3.9. The highest mean scores were obtained on *integrity* and *diligence* (4.3) and the lowest mean score was obtained on *impartiality/fairness* (3.8). Details are presented in the two tables that follow.

	Poor		Deficient		Accept		Good		Excellent		Mean
	N	%	N	%	N	%	N	%	N	%	
<b>Impartiality/Fairness</b>	--	0.0%	3	15.7%	3	15.7%	7	36.8%	6	31.5%	3.8
<b>Integrity</b>	--	0.0%	1	5.2%	2	10.5%	7	36.8%	9	47.3%	4.3
<b>Judicial Temperament</b>	--	0.0%	2	10.5%	3	15.7%	6	31.5%	8	42.1%	4.1
<b>Diligence</b>	--	0.0%	1	5.2%	2	10.5%	7	36.8%	9	47.3%	4.3
<b>Overall Evaluation</b>	1	5.5%	1	5.5%	3	16.6%	7	38.8%	6	33.3%	3.9

Note: Ratings for only those respondents who reported direct professional experience with the judge.

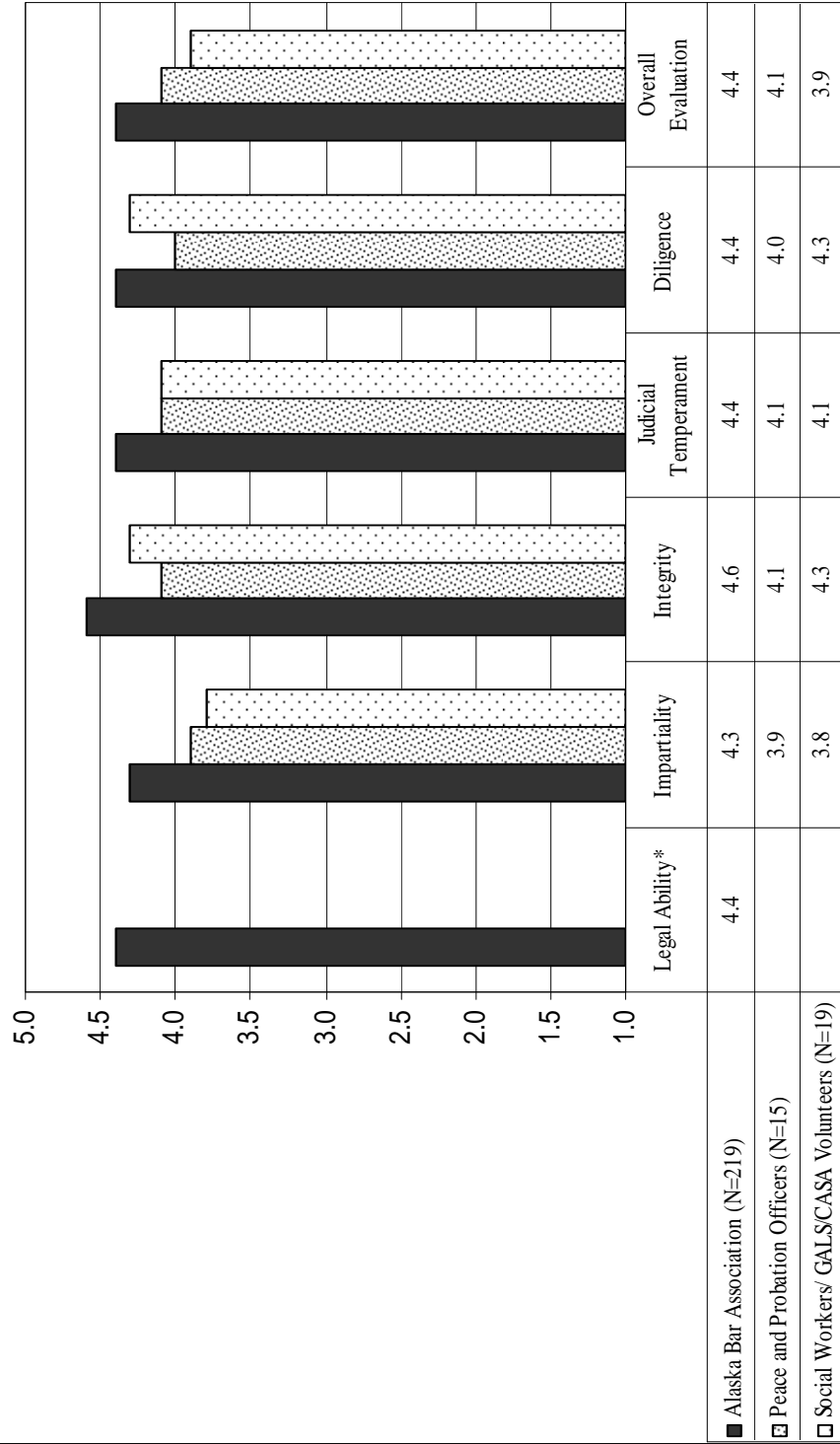
**Judge Craig F. Stowers: Detailed Information Responses  
Social Workers, Guardians ad Litem, and CASA Volunteers**

	<b>Impartiality/ Fairness</b>		<b>Integrity</b>		<b>Judicial Temperament</b>		<b>Diligence</b>		<b>Overall Evaluation</b>	
	Mean	N	Mean	N	Mean	N	Mean	N	Mean	N
<b>Basis for Evaluation</b>										
No Response	4.3	7	4.6	7	4.4	7	4.4	7	4.6	7
<b>Direct Professional</b>	<b>3.8</b>	<b>19</b>	<b>4.3</b>	<b>19</b>	<b>4.1</b>	<b>19</b>	<b>4.3</b>	<b>19</b>	<b>3.9</b>	<b>18</b>
Professional Reputation	--	0	--	0	--	0	--	0	--	0
Other Personal Contacts	--	0	--	0	--	0	--	0	--	0
<b>Type of Work</b>										
No Response	--	0	--	0	--	0	--	0	--	0
Social Worker	3.8	9	4.1	9	3.8	9	3.9	9	3.7	9
Guardian Ad Litem	3.3	6	4.2	6	4.0	6	4.7	6	3.6	5
CASA Volunteer	5.0	3	5.0	3	5.0	3	4.7	3	5.0	3
Other	4.0	1	4.0	1	4.0	1	4.0	1	4.0	1
<b>Years</b>										
No Response	--	0	--	0	--	0	--	0	--	0
5 Years or fewer	4.3	6	4.5	6	4.7	6	4.5	6	4.3	6
6 to 10 years	3.4	9	4.1	9	3.8	9	4.0	9	3.4	9
11 to 15 years	3.0	1	4.0	1	3.0	1	4.0	1	--	0
16 to 20 years	4.5	2	4.5	2	4.0	2	5.0	2	4.5	2
21 years or more	4.0	1	4.0	1	4.0	1	4.0	1	4.0	1
<b>Gender</b>										
No Response	--	0	--	0	--	0	--	0	--	0
Male	3.7	3	4.0	3	4.3	3	4.0	3	4.0	3
Female	3.9	16	4.3	16	4.0	16	4.3	16	3.9	15
<b>Location of Practice</b>										
No Response	5.0	1	5.0	1	5.0	1	5.0	1	5.0	1
First District	--	0	--	0	--	0	--	0	--	0
Second District	--	0	--	0	--	0	--	0	--	0
Third District	3.7	17	4.2	17	3.9	17	4.2	17	3.8	16
Fourth District	5.0	1	5.0	1	5.0	1	5.0	1	5.0	1
Outside of Alaska	--	0	--	0	--	0	--	0	--	0
<b>Community Population</b>										
No Response	5.0	1	5.0	1	5.0	1	5.0	1	5.0	1
Under 2,000	--	0	--	0	--	0	--	0	--	0
Between 2,000 and 35,000	4.0	1	4.0	1	4.0	1	4.0	1	4.0	1
Over 35,000	3.8	17	4.2	17	4.0	17	4.2	17	3.8	16

Note: Ratings for only those respondents who reported direct professional experience with the judge.

## Superior Court Judge Craig F. Stowers

*Average Ratings from All Groups Surveyed*



\*Legal Ability items are only completed by Alaska Bar Association members.

**34. DISTRICT COURT JUDGE PAT HANLEY**

**A. Alaska Bar Association**

**Demographic Description (N=157)**

---

	<b>N</b>	<b>%</b>
<b>Type of Practice</b>		
No Response	3	1.9%
Private, Solo	36	22.9%
Private, 2-5 Attorneys	32	20.3%
Private, 6+ Attorneys	14	8.9%
Private, Corporate Employee	2	1.2%
Judge or Judicial Officer	27	17.1%
Government	37	23.5%
Public Service Agency or Organization (Not Govt)	1	0.6%
Retired	5	3.1%
Other	--	0.0%
<b>Length of Alaska Practice</b>		
No Response	8	5.0%
5 Years or fewer	18	11.4%
6 to 10 years	20	12.7%
11 to 15 years	27	17.1%
16 to 20 years	16	10.1%
21 years or more	68	43.3%
<b>Gender</b>		
No Response	3	1.9%
Male	108	68.7%
Female	46	29.2%
<b>Cases Handled</b>		
No Response	4	2.5%
Prosecution	16	10.1%
Mainly Criminal	15	9.5%
Mixed Criminal & Civil	57	36.3%
Mainly Civil	60	38.2%
Other	5	3.1%
<b>Location of Practice</b>		
No Response	3	1.9%
First District	--	0.0%
Second District	2	1.2%
Third District	145	92.3%
Fourth District	5	3.1%
Outside of Alaska	2	1.2%

---

**Evaluation of Judge Pat Hanley:  
Alaska Bar Association Members**

**Summary of Findings**

Judge Pat Hanley was evaluated by 135 Alaska Bar Association members who reported having direct professional experience with the judge. The mean score on *overall evaluation* was 4.5. The highest mean score was obtained on *integrity* (4.6) and the lowest mean score was obtained on *legal ability* (4.4). Details are presented in the two tables that follow.

	Poor		Deficient		Accept		Good		Excellent		Mean
	N	%	N	%	N	%	N	%	N	%	
<b>Legal Ability</b>	2	1.5%	2	1.5%	6	4.5%	59	44.3%	64	48.1%	4.4
<b>Impartiality\Fairness</b>	2	1.4%	3	2.2%	9	6.6%	36	26.6%	85	62.9%	4.5
<b>Integrity</b>	2	1.5%	2	1.5%	4	3.0%	31	23.6%	92	70.2%	4.6
<b>Judicial Temperament</b>	1	0.7%	4	2.9%	7	5.1%	32	23.7%	91	67.4%	4.5
<b>Diligence</b>	1	0.7%	3	2.2%	8	6.1%	38	29.0%	81	61.8%	4.5
<b>Overall Evaluation</b>	1	0.7%	4	2.9%	7	5.1%	42	31.1%	81	60.0%	4.5

Note: Ratings for only those respondents who reported direct professional experience with the judge.

**Judge Pat Hanley: Detailed Information Responses  
Alaska Bar Association Members**

	Legal Ability		Impartiality/ Fairness		Integrity		Judicial Temperament		Diligence		Overall Evaluation	
	Mean	N	Mean	N	Mean	N	Mean	N	Mean	N	Mean	N
<b>Basis for Evaluation</b>												
No Response	4.7	3	4.7	3	4.7	3	4.7	3	4.7	3	4.7	3
<b>Direct Professional</b>	<b>4.4</b>	<b>133</b>	<b>4.5</b>	<b>135</b>	<b>4.6</b>	<b>131</b>	<b>4.5</b>	<b>135</b>	<b>4.5</b>	<b>131</b>	<b>4.5</b>	<b>135</b>
Professional Reputation	4.4	14	4.6	14	4.7	14	4.7	14	4.6	14	4.7	13
Other Personal Contacts	4.0	3	4.5	4	4.5	4	4.4	5	4.5	4	4.5	4
<b>Type of Practice</b>												
No Response	4.0	3	4.0	3	4.3	3	4.3	3	4.0	2	4.0	3
Private, Solo	4.2	30	4.4	31	4.5	30	4.5	31	4.4	29	4.4	31
Private, 2-5 Attorneys	4.0	28	4.3	29	4.5	28	4.3	29	4.3	29	4.2	29
Private, 6+ Attorneys	4.3	9	4.3	9	4.1	9	4.3	9	4.2	9	4.3	9
Private, Corporate Employee	4.5	2	4.5	2	5.0	1	4.5	2	5.0	2	4.5	2
Judge or Judicial Officer	4.7	22	4.9	22	4.9	22	4.9	22	4.8	22	4.8	22
Government	4.6	35	4.5	35	4.7	34	4.6	35	4.6	34	4.6	35
Public Service Agency or Organization (Not Govt)	5.0	1	5.0	1	5.0	1	5.0	1	5.0	1	5.0	1
Retired	4.3	3	5.0	3	5.0	3	5.0	3	4.7	3	5.0	3
Other	--	0	--	0	--	0	--	0	--	0	--	0
<b>Years of Practice in Alaska</b>												
No Response	4.3	8	4.4	8	4.5	8	4.5	8	4.4	7	4.3	8
5 Years or fewer	4.6	17	4.2	17	4.7	17	4.7	17	4.6	17	4.5	17
6 to 10 years	4.3	15	4.6	16	4.6	15	4.5	16	4.8	16	4.6	16
11 to 15 years	4.5	22	4.6	22	4.7	20	4.6	22	4.5	21	4.5	22
16 to 20 years	4.3	13	4.4	14	4.6	14	4.4	14	4.5	13	4.4	14
21 years or more	4.3	58	4.5	58	4.6	57	4.5	58	4.4	57	4.4	58
<b>Gender</b>												
No Response	4.0	3	4.0	3	4.3	3	4.3	3	4.0	2	4.0	3
Male	4.3	93	4.5	94	4.6	92	4.5	94	4.5	93	4.4	94
Female	4.5	37	4.5	38	4.6	36	4.6	38	4.6	36	4.6	38
<b>Cases Handled</b>												
No Response	4.3	4	4.3	4	4.5	4	4.5	4	4.3	3	4.3	4
Prosecution	4.5	16	4.3	16	4.6	16	4.5	16	4.4	16	4.5	16
Mainly Criminal	4.5	13	4.5	13	4.8	13	4.6	13	4.5	13	4.5	13
Mixed Criminal & Civil	4.4	49	4.6	50	4.6	50	4.6	50	4.6	49	4.5	50
Mainly Civil	4.2	46	4.4	47	4.5	43	4.5	47	4.4	45	4.4	47
Other	4.4	5	4.4	5	4.2	5	4.4	5	4.4	5	4.4	5
<b>Location of Practice</b>												
No Response	4.0	3	4.0	3	4.3	3	4.3	3	4.0	2	4.0	3
First District	--	0	--	0	--	0	--	0	--	0	--	0
Second District	4.5	2	5.0	2	5.0	2	4.5	2	3.5	2	4.5	2
Third District	4.3	121	4.4	123	4.6	119	4.5	123	4.5	120	4.4	123
Fourth District	4.8	5	5.0	5	4.8	5	5.0	5	5.0	5	5.0	5
Outside of Alaska	5.0	2	5.0	2	5.0	2	5.0	2	5.0	2	5.0	2

Note: Ratings for only those respondents who reported direct professional experience with the judge.



**34. DISTRICT COURT JUDGE PAT HANLEY**

**B. Peace and Probation Officers**

**Demographic Description (N=50)**

	<b>N</b>	<b>%</b>
<b>Type of Work</b>		
No Response	--	0.0%
State Law Enforcement Officer	17	34.0%
Municipal/Borough Law Enforcement Officer	26	52.0%
Village Public Safety Officer (VSPO)	--	0.0%
Probation/Parole Officer	7	14.0%
Other	--	0.0%
<b>Length of Alaska Experience</b>		
No Response	2	4.0%
5 Years or fewer	10	20.0%
6 to 10 years	9	18.0%
11 to 15 years	11	22.0%
16 to 20 years	13	26.0%
21 years or more	5	10.0%
<b>Gender</b>		
No Response	--	0.0%
Male	40	80.0%
Female	10	20.0%
<b>Location of Practice</b>		
No Response	--	0.0%
First District	1	2.0%
Second District	--	0.0%
Third District	49	98.0%
Fourth District	--	0.0%
Outside of Alaska	--	0.0%
<b>Community Population</b>		
No Response	--	0.0%
Under 2,000	--	0.0%
Between 2,000 and 35,000	4	8.0%
Over 35,000	46	92.0%

**Evaluation of Judge Pat Hanley:  
Peace and Probation Officers**

**Summary of Findings**

Judge Pat Hanley was evaluated by 39 Peace and Probation Officers who reported having direct professional experience with the judge. The mean score on *overall evaluation* was 4.8. The highest mean scores were obtained on *integrity, judicial temperament* and *diligence* (4.8) and the lowest mean score was obtained on *impartiality/fairness* (4.7). Details are presented in the two tables that follow.

	Poor		Deficient		Accept		Good		Excellent		Mean
	N	%	N	%	N	%	N	%	N	%	
<b>Impartiality/Fairness</b>	--	0.0%	--	0.0%	1	2.5%	9	23.0%	29	74.3%	4.7
<b>Integrity</b>	--	0.0%	--	0.0%	1	2.6%	5	13.1%	32	84.2%	4.8
<b>Judicial Temperament</b>	--	0.0%	--	0.0%	1	2.5%	5	12.8%	33	84.6%	4.8
<b>Diligence</b>	--	0.0%	--	0.0%	1	2.5%	6	15.3%	32	82.0%	4.8
<b>Overall Evaluation</b>	--	0.0%	--	0.0%	1	2.5%	6	15.3%	32	82.0%	4.8

Note: Ratings for only those respondents who reported direct professional experience with the judge.

## Judge Pat Hanley: Detailed Information Responses Peace and Probation Officers

	Impartiality/ Fairness		Integrity		Judicial Temperament		Diligence		Overall Evaluation	
	Mean	N	Mean	N	Mean	N	Mean	N	Mean	N
<b>Basis for Evaluation</b>										
No Response	--	0	--	0	--	0	--	0	--	0
<b>Direct Professional</b>	<b>4.7</b>	<b>39</b>	<b>4.8</b>	<b>38</b>	<b>4.8</b>	<b>39</b>	<b>4.8</b>	<b>39</b>	<b>4.8</b>	<b>39</b>
Professional Reputation	3.6	11	3.8	11	4.2	10	4.0	9	3.7	11
Other Personal Contacts	--	0	--	0	--	0	--	0	--	0
<b>Type of Work</b>										
No Response	--	0	--	0	--	0	--	0	--	0
State Law Enforcement Officer	4.8	15	4.9	15	4.9	15	4.9	15	4.9	15
Municipal/Borough Law Enforcement Officer	4.7	20	4.7	19	4.8	20	4.8	20	4.8	20
Village Public Safety Officer (VSPO)	--	0	--	0	--	0	--	0	--	0
Probation/Parole Officer	4.5	4	4.8	4	4.8	4	4.8	4	4.8	4
Other	--	0	--	0	--	0	--	0	--	0
<b>Years</b>										
No Response	5.0	2	5.0	2	5.0	2	5.0	2	5.0	2
5 Years or fewer	5.0	8	4.9	7	4.9	8	4.9	8	4.9	8
6 to 10 years	4.6	7	4.7	7	4.7	7	4.7	7	4.7	7
11 to 15 years	4.8	9	4.9	9	4.9	9	4.9	9	4.9	9
16 to 20 years	4.5	10	4.7	10	4.7	10	4.6	10	4.6	10
21 years or more	4.7	3	5.0	3	5.0	3	5.0	3	5.0	3
<b>Gender</b>										
No Response	--	0	--	0	--	0	--	0	--	0
Male	4.7	33	4.8	32	4.8	33	4.8	33	4.8	33
Female	5.0	6	5.0	6	5.0	6	5.0	6	5.0	6
<b>Location of Practice</b>										
No Response	--	0	--	0	--	0	--	0	--	0
First District	5.0	1	4.0	1	4.0	1	4.0	1	4.0	1
Second District	--	0	--	0	--	0	--	0	--	0
Third District	4.7	38	4.8	37	4.8	38	4.8	38	4.8	38
Fourth District	--	0	--	0	--	0	--	0	--	0
Outside of Alaska	--	0	--	0	--	0	--	0	--	0
<b>Community Population</b>										
No Response	--	0	--	0	--	0	--	0	--	0
Under 2,000	--	0	--	0	--	0	--	0	--	0
Between 2,000 and 35,000	4.7	3	4.7	3	4.7	3	4.3	3	4.3	3
Over 35,000	4.7	36	4.8	35	4.8	36	4.8	36	4.8	36

Note: Ratings for only those respondents who reported direct professional experience with the judge.

**34. DISTRICT COURT JUDGE PAT HANLEY**

**C. Social Workers, Guardians ad Litem, and CASA Volunteers**

**Demographic Description (N=4)**

	<b>N</b>	<b>%</b>
<b>Type of Work</b>		
No Response	--	0.0%
Social Worker	3	75.0%
Guardian Ad Litem	--	0.0%
CASA Volunteer	1	25.0%
Other	--	0.0%
<b>Length of Alaska Experience</b>		
No Response	--	0.0%
5 Years or fewer	1	25.0%
6 to 10 years	2	50.0%
11 to 15 years	--	0.0%
16 to 20 years	1	25.0%
21 years or more	--	0.0%
<b>Gender</b>		
No Response	--	0.0%
Male	1	25.0%
Female	3	75.0%
<b>Location of Practice</b>		
No Response	--	0.0%
First District	--	0.0%
Second District	--	0.0%
Third District	3	75.0%
Fourth District	1	25.0%
Outside of Alaska	--	0.0%
<b>Community Population</b>		
No Response	--	0.0%
Under 2,000	--	0.0%
Between 2,000 and 35,000	--	0.0%
Over 35,000	4	100.0%

**Evaluation of Judge Pat Hanley:  
Social Workers, Guardians ad Litem, and CASA Volunteers**

**Summary of Findings**

Judge Pat Hanley was evaluated by 1 Social Worker, Guardian ad Litem, and CASA Volunteer who reported having direct professional experience with the judge. The mean score on *overall evaluation* was 5.0 and all other categories obtain a mean score of 5.0. Details are presented in the two tables that follow.

	Poor		Deficient		Accept		Good		Excellent		Mean
	N	%	N	%	N	%	N	%	N	%	
<b>Impartiality/Fairness</b>	--	0.0%	--	0.0%	--	0.0%	--	0.0%	1	100.0%	5.0
<b>Integrity</b>	--	0.0%	--	0.0%	--	0.0%	--	0.0%	1	100.0%	5.0
<b>Judicial Temperament</b>	--	0.0%	--	0.0%	--	0.0%	--	0.0%	1	100.0%	5.0
<b>Diligence</b>	--	0.0%	--	0.0%	--	0.0%	--	0.0%	1	100.0%	5.0
<b>Overall Evaluation</b>	--	0.0%	--	0.0%	--	0.0%	--	0.0%	1	100.0%	5.0

Note: Ratings for only those respondents who reported direct professional experience with the judge.

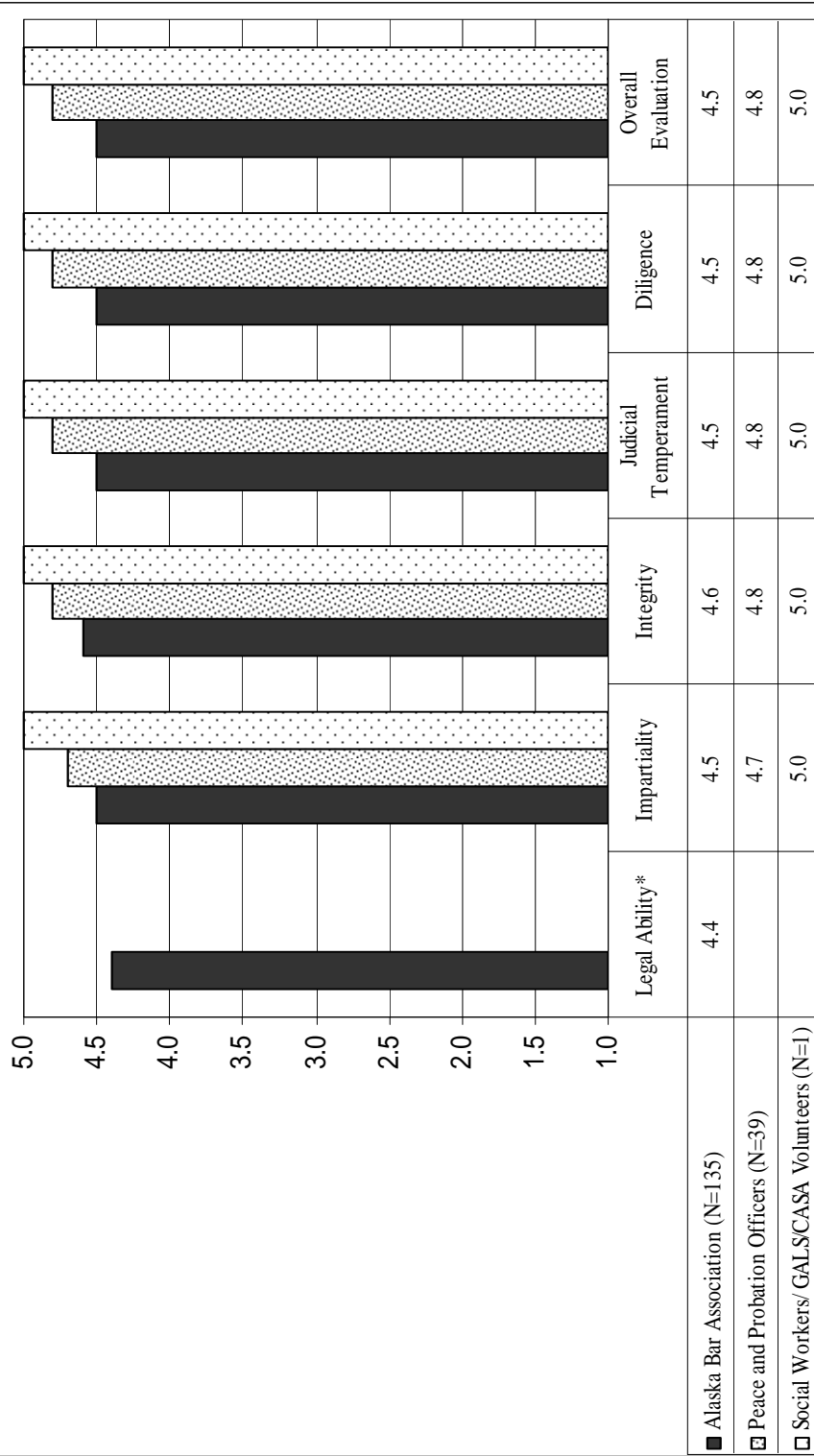
**Judge Pat Hanley: Detailed Information Responses  
Social Workers, Guardians ad Litem, and CASA Volunteers**

	Impartiality/ Fairness		Integrity		Judicial Temperament		Diligence		Overall Evaluation	
	Mean	N	Mean	N	Mean	N	Mean	N	Mean	N
<b>Basis for Evaluation</b>										
No Response	4.0	1	4.0	1	4.0	1	4.0	1	4.0	1
<b>Direct Professional</b>	<b>5.0</b>	<b>1</b>	<b>5.0</b>	<b>1</b>	<b>5.0</b>	<b>1</b>	<b>5.0</b>	<b>1</b>	<b>5.0</b>	<b>1</b>
Professional Reputation	4.0	2	4.0	2	4.0	2	4.0	2	4.0	2
Other Personal Contacts	--	0	--	0	--	0	--	0	--	0
<b>Type of Work</b>										
No Response	--	0	--	0	--	0	--	0	--	0
Social Worker	--	0	--	0	--	0	--	0	--	0
Guardian Ad Litem	--	0	--	0	--	0	--	0	--	0
CASA Volunteer	5.0	1	5.0	1	5.0	1	5.0	1	5.0	1
Other	--	0	--	0	--	0	--	0	--	0
<b>Years</b>										
No Response	--	0	--	0	--	0	--	0	--	0
5 Years or fewer	5.0	1	5.0	1	5.0	1	5.0	1	5.0	1
6 to 10 years	--	0	--	0	--	0	--	0	--	0
11 to 15 years	--	0	--	0	--	0	--	0	--	0
16 to 20 years	--	0	--	0	--	0	--	0	--	0
21 years or more	--	0	--	0	--	0	--	0	--	0
<b>Gender</b>										
No Response	--	0	--	0	--	0	--	0	--	0
Male	--	0	--	0	--	0	--	0	--	0
Female	5.0	1	5.0	1	5.0	1	5.0	1	5.0	1
<b>Location of Practice</b>										
No Response	--	0	--	0	--	0	--	0	--	0
First District	--	0	--	0	--	0	--	0	--	0
Second District	--	0	--	0	--	0	--	0	--	0
Third District	--	0	--	0	--	0	--	0	--	0
Fourth District	5.0	1	5.0	1	5.0	1	5.0	1	5.0	1
Outside of Alaska	--	0	--	0	--	0	--	0	--	0
<b>Community Population</b>										
No Response	--	0	--	0	--	0	--	0	--	0
Under 2,000	--	0	--	0	--	0	--	0	--	0
Between 2,000 and 35,000	--	0	--	0	--	0	--	0	--	0
Over 35,000	5.0	1	5.0	1	5.0	1	5.0	1	5.0	1

Note: Ratings for only those respondents who reported direct professional experience with the judge.

## District Court Judge Pat Hanley

*Average Ratings from All Groups Surveyed*



\*Legal Ability items are only completed by Alaska Bar Association members.

**35. DISTRICT COURT JUDGE MARGARET L. MURPHY**

**A. Alaska Bar Association**

**Demographic Description (N=84)**

	N	%
<b>Type of Practice</b>		
No Response	2	2.3%
Private, Solo	13	15.4%
Private, 2-5 Attorneys	18	21.4%
Private, 6+ Attorneys	3	3.5%
Private, Corporate Employee	--	0.0%
Judge or Judicial Officer	28	33.3%
Government	17	20.2%
Public Service Agency or Organization (Not Govt)	1	1.1%
Retired	2	2.3%
Other	--	0.0%
<b>Length of Alaska Practice</b>		
No Response	5	5.9%
5 Years or fewer	6	7.1%
6 to 10 years	9	10.7%
11 to 15 years	10	11.9%
16 to 20 years	12	14.2%
21 years or more	42	50.0%
<b>Gender</b>		
No Response	4	4.7%
Male	60	71.4%
Female	20	23.8%
<b>Cases Handled</b>		
No Response	3	3.5%
Prosecution	4	4.7%
Mainly Criminal	8	9.5%
Mixed Criminal & Civil	42	50.0%
Mainly Civil	26	30.9%
Other	1	1.1%
<b>Location of Practice</b>		
No Response	2	2.3%
First District	2	2.3%
Second District	2	2.3%
Third District	69	82.1%
Fourth District	9	10.7%
Outside of Alaska	--	0.0%



**Evaluation of Judge Margaret L. Murphy:  
Alaska Bar Association Members**

**Summary of Findings**

Judge Margaret L. Murphy was evaluated by 69 Alaska Bar Association members who reported having direct professional experience with the judge. The mean score on *overall evaluation* was 3.5. The highest mean score was obtained on *integrity* (3.9) and the lowest mean score was obtained on *temperament* (3.4). Details are presented in the two tables that follow.

	Poor		Deficient		Accept		Good		Excellent		Mean
	N	%	N	%	N	%	N	%	N	%	
<b>Legal Ability</b>	1	1.4%	12	17.3%	18	26.0%	22	31.8%	16	23.1%	3.6
<b>Impartiality\Fairness</b>	3	4.4%	7	10.2%	19	27.9%	20	29.4%	19	27.9%	3.7
<b>Integrity</b>	4	5.8%	1	1.4%	19	27.9%	20	29.4%	24	35.2%	3.9
<b>Judicial Temperament</b>	7	10.1%	8	11.5%	19	27.5%	20	28.9%	15	21.7%	3.4
<b>Diligence</b>	3	4.5%	7	10.6%	18	27.2%	18	27.2%	20	30.3%	3.7
<b>Overall Evaluation</b>	3	4.3%	14	20.2%	13	18.8%	23	33.3%	16	23.1%	3.5

Note: Ratings for only those respondents who reported direct professional experience with the judge.

**Judge Margaret L. Murphy: Detailed Information Responses  
Alaska Bar Association Members**

	Legal Ability		Impartiality/ Fairness		Integrity		Judicial Temperament		Diligence		Overall Evaluation	
	Mean	N	Mean	N	Mean	N	Mean	N	Mean	N	Mean	N
<b>Basis for Evaluation</b>												
No Response	3.0	1	3.0	1	3.0	1	3.0	1	3.0	1	3.0	1
<b>Direct Professional</b>	<b>3.6</b>	<b>69</b>	<b>3.7</b>	<b>68</b>	<b>3.9</b>	<b>68</b>	<b>3.4</b>	<b>69</b>	<b>3.7</b>	<b>66</b>	<b>3.5</b>	<b>69</b>
Professional Reputation	3.8	10	3.8	10	4.1	9	3.4	10	3.5	10	3.5	10
Other Personal Contacts	3.3	3	3.0	3	4.0	3	3.3	3	4.0	2	3.3	3
<b>Type of Practice</b>												
No Response	2.0	1	3.0	1	3.0	1	2.0	1	2.0	1	2.0	1
Private, Solo	4.3	11	4.2	11	4.3	11	4.2	11	4.3	11	4.0	11
Private, 2-5 Attorneys	3.4	14	3.6	14	3.6	14	3.4	14	3.5	13	3.4	14
Private, 6+ Attorneys	3.0	3	3.0	3	3.3	3	2.3	3	3.0	3	2.7	3
Private, Corporate Employee	--	0	--	0	--	0	--	0	--	0	--	0
Judge or Judicial Officer	3.7	24	3.7	23	4.0	23	3.3	24	3.7	22	3.5	24
Government	3.2	13	3.4	13	3.7	13	3.3	13	3.5	13	3.3	13
Public Service Agency or Organization (Not Govt)	4.0	1	4.0	1	4.0	1	4.0	1	4.0	1	4.0	1
Retired	4.0	2	4.0	2	4.0	2	4.0	2	4.0	2	4.0	2
Other	--	0	--	0	--	0	--	0	--	0	--	0
<b>Years of Practice in Alaska</b>												
No Response	4.0	4	3.8	4	4.0	4	3.3	4	3.8	4	3.5	4
5 Years or fewer	2.5	2	3.5	2	3.5	2	3.0	2	4.0	2	3.0	2
6 to 10 years	3.7	9	3.6	9	4.1	9	3.9	9	4.2	9	3.7	9
11 to 15 years	3.6	8	3.4	8	3.6	8	3.4	8	3.5	8	3.4	8
16 to 20 years	4.2	9	4.5	8	4.4	8	4.1	9	4.4	8	4.3	9
21 years or more	3.4	37	3.6	37	3.8	37	3.2	37	3.4	35	3.3	37
<b>Gender</b>												
No Response	3.3	3	3.7	3	3.7	3	3.3	3	3.3	3	3.3	3
Male	3.6	49	3.7	48	3.9	48	3.4	49	3.7	47	3.5	49
Female	3.6	17	3.5	17	3.8	17	3.3	17	3.6	16	3.5	17
<b>Cases Handled</b>												
No Response	3.0	1	--	0	--	0	3.0	1	--	0	3.0	1
Prosecution	4.0	2	4.0	2	4.0	2	4.0	2	4.0	2	4.0	2
Mainly Criminal	3.0	8	3.4	8	3.5	8	3.3	8	3.8	8	3.1	8
Mixed Criminal & Civil	3.8	35	3.8	35	4.0	35	3.5	35	3.8	35	3.7	35
Mainly Civil	3.4	22	3.5	22	3.7	22	3.2	22	3.4	20	3.3	22
Other	5.0	1	5.0	1	5.0	1	5.0	1	5.0	1	5.0	1
<b>Location of Practice</b>												
No Response	2.0	1	3.0	1	3.0	1	2.0	1	2.0	1	2.0	1
First District	4.0	2	4.0	2	4.5	2	4.0	2	4.0	2	4.0	2
Second District	4.5	2	5.0	2	5.0	2	5.0	2	5.0	2	5.0	2
Third District	3.6	56	3.6	55	3.8	55	3.4	56	3.7	53	3.4	56
Fourth District	3.6	8	3.5	8	3.9	8	3.3	8	3.6	8	3.6	8
Outside of Alaska	--	0	--	0	--	0	--	0	--	0	--	0

Note: Ratings for only those respondents who reported direct professional experience with the judge.

**35. DISTRICT COURT JUDGE MARGARET L. MURPHY**

**B. Peace and Probation Officers**

**Demographic Description (N=25)**

		<b>N</b>	<b>%</b>
<b>Type of Work</b>			
	No Response	1	4.0%
	State Law Enforcement Officer	13	52.0%
	Municipal/Borough Law Enforcement Officer	5	20.0%
	Village Public Safety Officer (VSPO)	--	0.0%
	Probation/Parole Officer	6	24.0%
	Other	--	0.0%
<b>Length of Alaska Experience</b>			
	No Response	2	8.0%
	5 Years or fewer	4	16.0%
	6 to 10 years	7	28.0%
	11 to 15 years	4	16.0%
	16 to 20 years	5	20.0%
	21 years or more	3	12.0%
<b>Gender</b>			
	No Response	1	4.0%
	Male	21	84.0%
	Female	3	12.0%
<b>Location of Practice</b>			
	No Response	1	4.0%
	First District	--	0.0%
	Second District	--	0.0%
	Third District	23	92.0%
	Fourth District	1	4.0%
	Outside of Alaska	--	0.0%
<b>Community Population</b>			
	No Response	1	4.0%
	Under 2,000	--	0.0%
	Between 2,000 and 35,000	20	80.0%
	Over 35,000	4	16.0%

**Evaluation of Judge Margaret L. Murphy:  
Peace and Probation Officers**

**Summary of Findings**

Judge Margaret L. Murphy was evaluated by 17 Peace and Probation Officers who reported having direct professional experience with the judge. The mean score on *overall evaluation* was 4.4. The highest mean score was obtained on *integrity* (4.5) and the lowest mean score was obtained on *impartiality/fairness* (4.1). Details are presented in the two tables that follow.

	Poor		Deficient		Accept		Good		Excellent		Mean
	N	%	N	%	N	%	N	%	N	%	
<b>Impartiality/Fairness</b>	--	0.0%	3	17.6%	1	5.8%	4	23.5%	9	52.9%	4.1
<b>Integrity</b>	--	0.0%	--	0.0%	4	23.5%	--	0.0%	13	76.4%	4.5
<b>Judicial Temperament</b>	--	0.0%	2	11.7%	1	5.8%	4	23.5%	10	58.8%	4.3
<b>Diligence</b>	--	0.0%	1	6.2%	3	18.7%	2	12.5%	10	62.5%	4.3
<b>Overall Evaluation</b>	--	0.0%	--	0.0%	4	23.5%	2	11.7%	11	64.7%	4.4

Note: Ratings for only those respondents who reported direct professional experience with the judge.

**Judge Margaret L. Murphy: Detailed Information Responses  
Peace and Probation Officers**

	Impartiality/ Fairness		Integrity		Judicial Temperament		Diligence		Overall Evaluation	
	Mean	N	Mean	N	Mean	N	Mean	N	Mean	N
<b>Basis for Evaluation</b>										
No Response	4.3	3	4.7	3	4.3	3	4.3	3	4.3	3
<b>Direct Professional</b>	<b>4.1</b>	<b>17</b>	<b>4.5</b>	<b>17</b>	<b>4.3</b>	<b>17</b>	<b>4.3</b>	<b>16</b>	<b>4.4</b>	<b>17</b>
Professional Reputation	3.4	5	3.6	5	3.0	3	3.8	4	3.4	5
Other Personal Contacts	--	0	--	0	--	0	--	0	--	0
<b>Type of Work</b>										
No Response	2.0	1	3.0	1	4.0	1	3.0	1	3.0	1
State Law Enforcement Officer	4.1	10	4.6	10	4.1	10	4.2	10	4.4	10
Municipal/Borough Law Enforcement Officer	4.5	2	5.0	2	5.0	2	5.0	2	5.0	2
Village Public Safety Officer (VSPO)	--	0	--	0	--	0	--	0	--	0
Probation/Parole Officer	4.5	4	4.5	4	4.5	4	4.7	3	4.5	4
Other	--	0	--	0	--	0	--	0	--	0
<b>Years</b>										
No Response	2.0	1	3.0	1	4.0	1	3.0	1	3.0	1
5 Years or fewer	5.0	4	5.0	4	4.5	4	4.0	3	4.8	4
6 to 10 years	4.3	3	4.3	3	4.3	3	4.7	3	4.3	3
11 to 15 years	3.5	4	4.5	4	4.0	4	4.5	4	4.5	4
16 to 20 years	3.7	3	4.3	3	4.0	3	4.0	3	4.0	3
21 years or more	5.0	2	5.0	2	5.0	2	5.0	2	5.0	2
<b>Gender</b>										
No Response	2.0	1	3.0	1	4.0	1	3.0	1	3.0	1
Male	4.3	14	4.7	14	4.4	14	4.4	13	4.6	14
Female	4.0	2	4.0	2	4.0	2	4.5	2	4.0	2
<b>Location of Practice</b>										
No Response	2.0	1	3.0	1	4.0	1	3.0	1	3.0	1
First District	--	0	--	0	--	0	--	0	--	0
Second District	--	0	--	0	--	0	--	0	--	0
Third District	4.2	15	4.6	15	4.3	15	4.4	14	4.5	15
Fourth District	5.0	1	5.0	1	5.0	1	5.0	1	5.0	1
Outside of Alaska	--	0	--	0	--	0	--	0	--	0
<b>Community Population</b>										
No Response	2.0	1	3.0	1	4.0	1	3.0	1	3.0	1
Under 2,000	--	0	--	0	--	0	--	0	--	0
Between 2,000 and 35,000	4.4	13	4.8	13	4.5	13	4.5	13	4.7	13
Over 35,000	3.7	3	3.7	3	3.7	3	3.5	2	3.7	3

Note: Ratings for only those respondents who reported direct professional experience with the judge.

35. DISTRICT COURT JUDGE MARGARET L. MURPHY

C. Social Workers, Guardians ad Litem, and CASA Volunteers

Demographic Description (N=4)

	N	%
<b>Type of Work</b>		
No Response	--	0.0%
Social Worker	3	75.0%
Guardian Ad Litem	1	25.0%
CASA Volunteer	--	0.0%
Other	--	0.0%
<b>Length of Alaska Experience</b>		
No Response	--	0.0%
5 Years or fewer	1	25.0%
6 to 10 years	2	50.0%
11 to 15 years	1	25.0%
16 to 20 years	--	0.0%
21 years or more	--	0.0%
<b>Gender</b>		
No Response	--	0.0%
Male	--	0.0%
Female	4	100.0%
<b>Location of Practice</b>		
No Response	1	25.0%
First District	--	0.0%
Second District	--	0.0%
Third District	2	50.0%
Fourth District	1	25.0%
Outside of Alaska	--	0.0%
<b>Community Population</b>		
No Response	1	25.0%
Under 2,000	--	0.0%
Between 2,000 and 35,000	3	75.0%
Over 35,000	--	0.0%

**Evaluation of Judge Margaret L. Murphy:  
Social Workers, Guardians ad Litem, and CASA Volunteers**

**Summary of Findings**

Judge Margaret L. Murphy was evaluated by 2 Social Workers, Guardians ad Litem, and CASA Volunteers who reported having direct professional experience with the judge. The mean score on *overall evaluation* was 4.5. The high score was obtained on *impartiality/fairness* (5.0) and all other categories obtain a mean score of 4.5. Details are presented in the two tables that follow.

	Poor		Deficient		Accept		Good		Excellent		Mean
	N	%	N	%	N	%	N	%	N	%	
<b>Impartiality/Fairness</b>	--	0.0%	--	0.0%	--	0.0%	--	0.0%	2	100.0%	5.0
<b>Integrity</b>	--	0.0%	--	0.0%	--	0.0%	1	50.0%	1	50.0%	4.5
<b>Judicial Temperament</b>	--	0.0%	--	0.0%	--	0.0%	1	50.0%	1	50.0%	4.5
<b>Diligence</b>	--	0.0%	--	0.0%	--	0.0%	1	50.0%	1	50.0%	4.5
<b>Overall Evaluation</b>	--	0.0%	--	0.0%	--	0.0%	1	50.0%	1	50.0%	4.5

Note: Ratings for only those respondents who reported direct professional experience with the judge.

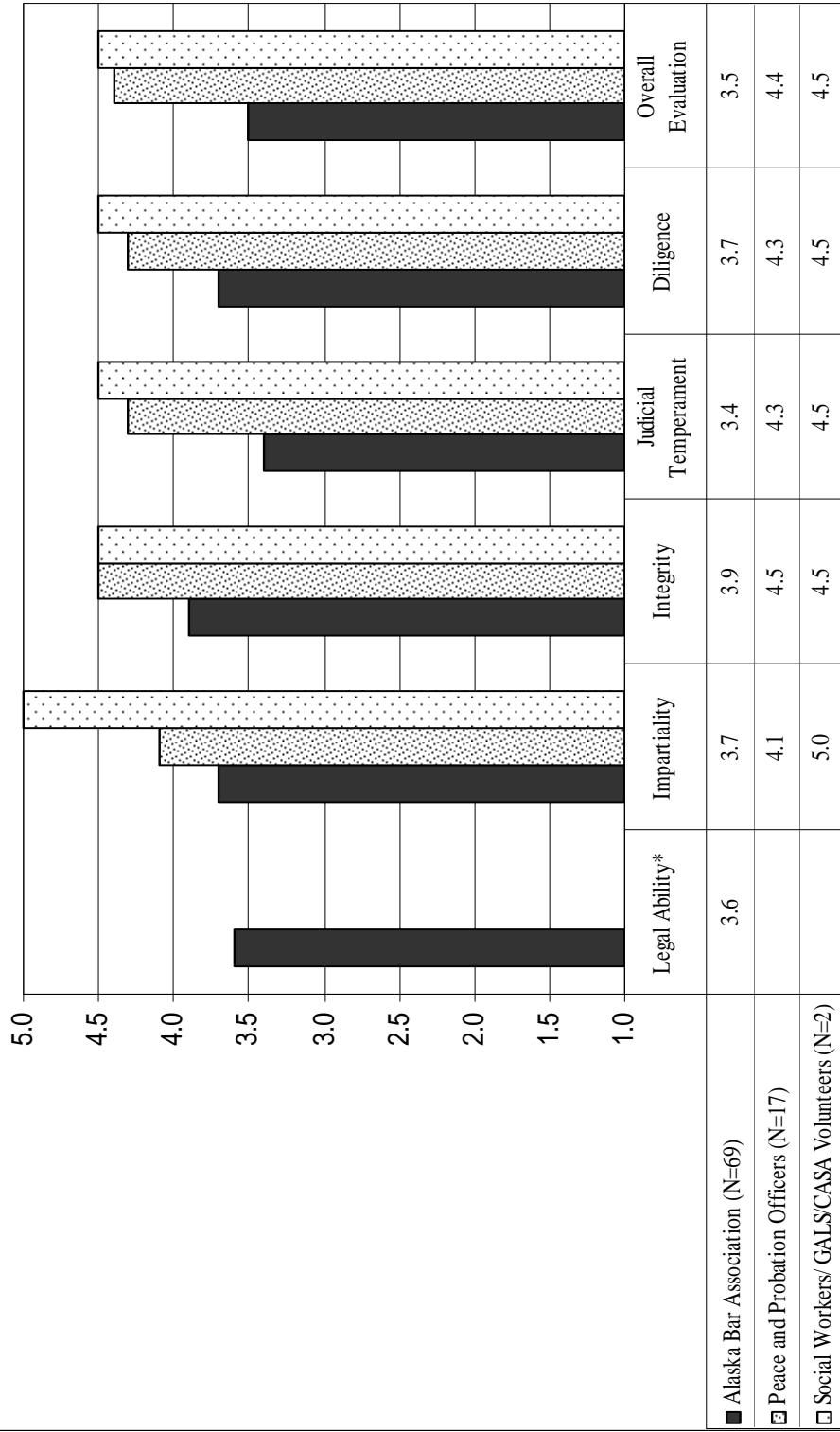
**Judge Margaret L. Murphy: Detailed Information Responses  
Social Workers, Guardians ad Litem, and CASA Volunteers**

	<b>Impartiality/ Fairness</b>		<b>Integrity</b>		<b>Judicial Temperament</b>		<b>Diligence</b>		<b>Overall Evaluation</b>	
	Mean	N	Mean	N	Mean	N	Mean	N	Mean	N
<b>Basis for Evaluation</b>										
No Response	4.5	2	5.0	2	4.5	2	4.5	2	4.5	2
<b>Direct Professional</b>	<b>5.0</b>	<b>2</b>	<b>4.5</b>	<b>2</b>	<b>4.5</b>	<b>2</b>	<b>4.5</b>	<b>2</b>	<b>4.5</b>	<b>2</b>
Professional Reputation	--	0	--	0	--	0	--	0	--	0
Other Personal Contacts	--	0	--	0	--	0	--	0	--	0
<b>Type of Work</b>										
No Response	--	0	--	0	--	0	--	0	--	0
Social Worker	5.0	1	4.0	1	4.0	1	4.0	1	4.0	1
Guardian Ad Litem	5.0	1	5.0	1	5.0	1	5.0	1	5.0	1
CASA Volunteer	--	0	--	0	--	0	--	0	--	0
Other	--	0	--	0	--	0	--	0	--	0
<b>Years</b>										
No Response	--	0	--	0	--	0	--	0	--	0
5 Years or fewer	5.0	1	4.0	1	4.0	1	4.0	1	4.0	1
6 to 10 years	5.0	1	5.0	1	5.0	1	5.0	1	5.0	1
11 to 15 years	--	0	--	0	--	0	--	0	--	0
16 to 20 years	--	0	--	0	--	0	--	0	--	0
21 years or more	--	0	--	0	--	0	--	0	--	0
<b>Gender</b>										
No Response	--	0	--	0	--	0	--	0	--	0
Male	--	0	--	0	--	0	--	0	--	0
Female	5.0	2	4.5	2	4.5	2	4.5	2	4.5	2
<b>Location of Practice</b>										
No Response	--	0	--	0	--	0	--	0	--	0
First District	--	0	--	0	--	0	--	0	--	0
Second District	--	0	--	0	--	0	--	0	--	0
Third District	5.0	2	4.5	2	4.5	2	4.5	2	4.5	2
Fourth District	--	0	--	0	--	0	--	0	--	0
Outside of Alaska	--	0	--	0	--	0	--	0	--	0
<b>Community Population</b>										
No Response	--	0	--	0	--	0	--	0	--	0
Under 2,000	--	0	--	0	--	0	--	0	--	0
Between 2,000 and 35,000	5.0	2	4.5	2	4.5	2	4.5	2	4.5	2
Over 35,000	--	0	--	0	--	0	--	0	--	0

Note: Ratings for only those respondents who reported direct professional experience with the judge.



**District Court Judge Margaret L. Murphy**  
*Average Ratings from All Groups Surveyed*



\*Legal Ability items are only completed by Alaska Bar Association members.

**36. DISTRICT COURT JUDGE DANIEL SCHALLY**

**A. Alaska Bar Association**

**Demographic Description (N=88)**

	<b>N</b>	<b>%</b>
<b>Type of Practice</b>		
No Response	3	3.4%
Private, Solo	13	14.7%
Private, 2-5 Attorneys	21	23.8%
Private, 6+ Attorneys	3	3.4%
Private, Corporate Employee	1	1.1%
Judge or Judicial Officer	28	31.8%
Government	17	19.3%
Public Service Agency or Organization (Not Govt)	--	0.0%
Retired	2	2.2%
Other	--	0.0%
<b>Length of Alaska Practice</b>		
No Response	4	4.5%
5 Years or fewer	12	13.6%
6 to 10 years	8	9.0%
11 to 15 years	9	10.2%
16 to 20 years	13	14.7%
21 years or more	42	47.7%
<b>Gender</b>		
No Response	3	3.4%
Male	70	79.5%
Female	15	17.0%
<b>Cases Handled</b>		
No Response	3	3.4%
Prosecution	4	4.5%
Mainly Criminal	6	6.8%
Mixed Criminal & Civil	45	51.1%
Mainly Civil	28	31.8%
Other	2	2.2%
<b>Location of Practice</b>		
No Response	3	3.4%
First District	13	14.7%
Second District	--	0.0%
Third District	65	73.8%
Fourth District	5	5.6%
Outside of Alaska	2	2.2%

**Evaluation of Judge Daniel Schally:  
Alaska Bar Association Members**

**Summary of Findings**

Judge Daniel Schally was evaluated by 70 Alaska Bar Association members who reported having direct professional experience with the judge. The mean score on *overall evaluation* was 4.1. The highest mean score was obtained on *integrity* (4.3) and the lowest mean scores were obtained on *legal ability*, *impartiality/fairness*, and *judicial temperament* (4.1). Details are presented in the two tables that follow.

	Poor		Deficient		Accept		Good		Excellent		Mean
	N	%	N	%	N	%	N	%	N	%	
<b>Legal Ability</b>	1	1.4%	1	1.4%	12	17.1%	34	48.5%	22	31.4%	4.1
<b>Impartiality\Fairness</b>	1	1.4%	3	4.2%	8	11.4%	31	44.2%	27	38.5%	4.1
<b>Integrity</b>	1	1.4%	3	4.3%	9	13.0%	17	24.6%	39	56.5%	4.3
<b>Judicial Temperament</b>	1	1.4%	8	11.5%	7	10.1%	21	30.4%	32	46.3%	4.1
<b>Diligence</b>	1	1.5%	2	3.0%	11	16.6%	24	36.3%	28	42.4%	4.2
<b>Overall Evaluation</b>	1	1.4%	3	4.2%	9	12.8%	30	42.8%	27	38.5%	4.1

Note: Ratings for only those respondents who reported direct professional experience with the judge.

**Judge Daniel Schally: Detailed Information Responses  
Alaska Bar Association Members**

	Legal Ability		Impartiality/ Fairness		Integrity		Judicial Temperament		Diligence		Overall Evaluation	
	Mean	N	Mean	N	Mean	N	Mean	N	Mean	N	Mean	N
<b>Basis for Evaluation</b>												
No Response	4.0	1	4.0	1	4.0	1	4.0	1	4.0	1	4.0	1
<b>Direct Professional</b>	<b>4.1</b>	<b>70</b>	<b>4.1</b>	<b>70</b>	<b>4.3</b>	<b>69</b>	<b>4.1</b>	<b>69</b>	<b>4.2</b>	<b>66</b>	<b>4.1</b>	<b>70</b>
Professional Reputation	3.4	9	3.6	9	3.6	9	3.4	9	3.2	9	3.4	9
Other Personal Contacts	4.2	5	3.4	5	3.6	7	3.5	4	4.0	5	3.7	6
<b>Type of Practice</b>												
No Response	3.0	2	2.5	2	3.0	2	2.5	2	3.0	2	2.5	2
Private, Solo	4.2	11	4.2	11	4.1	10	4.0	10	4.1	9	4.2	10
Private, 2-5 Attorneys	4.3	16	4.3	16	4.5	16	4.4	16	4.4	16	4.4	16
Private, 6+ Attorneys	3.5	2	4.0	3	3.7	3	4.0	3	3.0	3	3.7	3
Private, Corporate Employee	5.0	1	5.0	1	5.0	1	5.0	1	5.0	1	5.0	1
Judge or Judicial Officer	4.0	23	4.0	22	4.1	22	3.6	22	4.1	20	4.0	23
Government	4.2	13	4.5	13	4.8	13	4.7	13	4.5	13	4.4	13
Public Service Agency or Organization (Not Govt)	--	0	--	0	--	0	--	0	--	0	--	0
Retired	4.0	2	4.0	2	4.0	2	4.0	2	4.0	2	4.0	2
Other	--	0	--	0	--	0	--	0	--	0	--	0
<b>Years of Practice in Alaska</b>												
No Response	3.3	3	3.0	3	2.7	3	2.3	3	3.0	3	3.3	3
5 Years or fewer	4.1	9	4.3	10	4.5	10	4.4	10	4.2	10	4.2	10
6 to 10 years	4.3	7	4.6	7	4.7	7	4.6	7	4.7	6	4.6	7
11 to 15 years	4.3	7	4.4	7	4.7	7	4.3	6	4.3	7	4.3	7
16 to 20 years	4.2	10	4.1	9	4.2	9	4.3	9	4.1	8	4.3	9
21 years or more	4.0	34	4.1	34	4.2	33	3.9	34	4.1	32	4.0	34
<b>Gender</b>												
No Response	3.5	2	3.5	2	3.5	2	3.5	2	3.5	2	3.5	2
Male	4.1	59	4.2	59	4.4	58	4.2	58	4.2	57	4.2	60
Female	3.9	9	3.9	9	4.0	9	3.4	9	3.9	7	3.9	8
<b>Cases Handled</b>												
No Response	3.3	3	3.3	3	3.7	3	3.3	3	3.3	3	3.3	3
Prosecution	4.0	3	4.7	3	4.7	3	4.7	3	4.7	3	4.3	3
Mainly Criminal	3.8	4	3.8	4	4.5	4	4.0	4	4.3	4	3.8	4
Mixed Criminal & Civil	4.1	34	4.1	33	4.1	33	3.8	33	4.2	31	4.1	33
Mainly Civil	4.2	24	4.4	25	4.5	24	4.4	24	4.2	23	4.3	25
Other	4.0	2	4.0	2	5.0	2	4.5	2	4.0	2	4.0	2
<b>Location of Practice</b>												
No Response	3.0	2	2.5	2	3.0	2	2.5	2	3.0	2	2.5	2
First District	3.7	7	3.4	7	3.1	7	2.7	6	3.6	7	3.4	7
Second District	--	0	--	0	--	0	--	0	--	0	--	0
Third District	4.1	56	4.3	56	4.5	55	4.2	56	4.3	52	4.2	55
Fourth District	4.8	4	5.0	3	5.0	3	5.0	3	4.7	3	5.0	4
Outside of Alaska	4.0	1	4.0	2	4.5	2	4.5	2	3.5	2	4.0	2

Note: Ratings for only those respondents who reported direct professional experience with the judge.

**36. DISTRICT COURT JUDGE DANIEL SCHALLY**

**B. Peace and Probation Officers**

**Demographic Description (N=17)**

	N	%
<b>Type of Work</b>		
No Response	--	0.0%
State Law Enforcement Officer	9	52.9%
Municipal/Borough Law Enforcement Officer	3	17.6%
Village Public Safety Officer (VSPO)	2	11.7%
Probation/Parole Officer	3	17.6%
Other	--	0.0%
<b>Length of Alaska Experience</b>		
No Response	1	5.8%
5 Years or fewer	3	17.6%
6 to 10 years	8	47.0%
11 to 15 years	3	17.6%
16 to 20 years	2	11.7%
21 years or more	--	0.0%
<b>Gender</b>		
No Response	1	5.8%
Male	14	82.3%
Female	2	11.7%
<b>Location of Practice</b>		
No Response	1	5.8%
First District	2	11.7%
Second District	--	0.0%
Third District	13	76.4%
Fourth District	1	5.8%
Outside of Alaska	--	0.0%
<b>Community Population</b>		
No Response	1	5.8%
Under 2,000	2	11.7%
Between 2,000 and 35,000	10	58.8%
Over 35,000	4	23.5%

**Evaluation of Judge Daniel Schally:  
Peace and Probation Officers**

**Summary of Findings**

Judge Daniel Schally was evaluated by 13 Peace and Probation Officers who reported having direct professional experience with the judge. The mean score on *overall evaluation* was 4.5. The highest mean scores were obtained on *integrity* and *judicial temperament* (4.6) and the lowest mean scores were obtained on *impartiality/fairness* and *diligence* (4.5). Details are presented in the two tables that follow.

	Poor		Deficient		Accept		Good		Excellent		Mean
	N	%	N	%	N	%	N	%	N	%	
<b>Impartiality/Fairness</b>	--	0.0%	1	7.6%	1	7.6%	2	15.3%	9	69.2%	4.5
<b>Integrity</b>	--	0.0%	--	0.0%	2	16.6%	1	8.3%	9	75.0%	4.6
<b>Judicial Temperament</b>	--	0.0%	--	0.0%	1	7.6%	3	23.0%	9	69.2%	4.6
<b>Diligence</b>	--	0.0%	--	0.0%	2	15.3%	2	15.3%	9	69.2%	4.5
<b>Overall Evaluation</b>	--	0.0%	--	0.0%	1	7.6%	5	38.4%	7	53.8%	4.5

Note: Ratings for only those respondents who reported direct professional experience with the judge.

## Judge Daniel Schally: Detailed Information Responses Peace and Probation Officers

	Impartiality/ Fairness		Integrity		Judicial Temperament		Diligence		Overall Evaluation	
	Mean	N	Mean	N	Mean	N	Mean	N	Mean	N
<b>Basis for Evaluation</b>										
No Response	4.0	2	4.0	2	4.0	2	4.0	2	4.0	2
<b>Direct Professional</b>	<b>4.5</b>	<b>13</b>	<b>4.6</b>	<b>12</b>	<b>4.6</b>	<b>13</b>	<b>4.5</b>	<b>13</b>	<b>4.5</b>	<b>13</b>
Professional Reputation	3.0	1	3.0	1	3.0	1	3.0	1	3.0	1
Other Personal Contacts	5.0	1	5.0	1	--	0	5.0	1	5.0	1
<b>Type of Work</b>										
No Response	--	0	--	0	--	0	--	0	--	0
State Law Enforcement Officer	4.6	8	4.5	8	4.8	8	4.8	8	4.5	8
Municipal/Borough Law Enforcement Officer	3.0	2	4.5	2	3.5	2	3.5	2	3.5	2
Village Public Safety Officer (VSPO)	5.0	1	5.0	1	5.0	1	5.0	1	5.0	1
Probation/Parole Officer	5.0	2	5.0	1	5.0	2	4.5	2	5.0	2
Other	--	0	--	0	--	0	--	0	--	0
<b>Years</b>										
No Response	--	0	--	0	--	0	--	0	--	0
5 Years or fewer	3.3	3	4.3	3	4.3	3	4.3	3	4.0	3
6 to 10 years	4.9	7	4.5	6	4.7	7	4.4	7	4.6	7
11 to 15 years	5.0	1	5.0	1	5.0	1	5.0	1	5.0	1
16 to 20 years	4.5	2	5.0	2	4.5	2	5.0	2	4.5	2
21 years or more	--	0	--	0	--	0	--	0	--	0
<b>Gender</b>										
No Response	--	0	--	0	--	0	--	0	--	0
Male	4.4	12	4.5	11	4.6	12	4.5	12	4.4	12
Female	5.0	1	5.0	1	5.0	1	5.0	1	5.0	1
<b>Location of Practice</b>										
No Response	--	0	--	0	--	0	--	0	--	0
First District	5.0	2	5.0	2	5.0	2	5.0	2	5.0	2
Second District	--	0	--	0	--	0	--	0	--	0
Third District	4.4	11	4.5	10	4.5	11	4.5	11	4.4	11
Fourth District	--	0	--	0	--	0	--	0	--	0
Outside of Alaska	--	0	--	0	--	0	--	0	--	0
<b>Community Population</b>										
No Response	--	0	--	0	--	0	--	0	--	0
Under 2,000	5.0	2	5.0	2	5.0	2	5.0	2	5.0	2
Between 2,000 and 35,000	4.2	9	4.4	9	4.4	9	4.7	9	4.3	9
Over 35,000	5.0	2	5.0	1	5.0	2	3.5	2	4.5	2

Note: Ratings for only those respondents who reported direct professional experience with the judge.

**36. DISTRICT COURT JUDGE DANIEL SCHALLY**

**C. Social Workers, Guardians ad Litem, and CASA Volunteers**

**Demographic Description (N=2)**

	N	%
<b>Type of Work</b>		
No Response	--	0.0%
Social Worker	1	50.0%
Guardian Ad Litem	1	50.0%
CASA Volunteer	--	0.0%
Other	--	0.0%
<b>Length of Alaska Experience</b>		
No Response	--	0.0%
5 Years or fewer	--	0.0%
6 to 10 years	2	100.0%
11 to 15 years	--	0.0%
16 to 20 years	--	0.0%
21 years or more	--	0.0%
<b>Gender</b>		
No Response	--	0.0%
Male	1	50.0%
Female	1	50.0%
<b>Location of Practice</b>		
No Response	--	0.0%
First District	--	0.0%
Second District	--	0.0%
Third District	2	100.0%
Fourth District	--	0.0%
Outside of Alaska	--	0.0%
<b>Community Population</b>		
No Response	--	0.0%
Under 2,000	--	0.0%
Between 2,000 and 35,000	1	50.0%
Over 35,000	1	50.0%



**Evaluation of Judge Daniel Schally:  
Social Workers, Guardians ad Litem, and CASA Volunteers**

**Summary of Findings**

Judge Daniel Schally was evaluated by 1 Social Worker, Guardian ad Litem, and CASA Volunteer who reported having direct professional experience with the judge. The mean score on *overall evaluation* was 5.0 and all other categories obtained a mean score of 5.0. Details are presented in the two tables that follow.

	Poor		Deficient		Accept		Good		Excellent		Mean
	N	%	N	%	N	%	N	%	N	%	
<b>Impartiality/Fairness</b>	--	0.0%	--	0.0%	--	0.0%	--	0.0%	1	100.0%	5.0
<b>Integrity</b>	--	0.0%	--	0.0%	--	0.0%	--	0.0%	1	100.0%	5.0
<b>Judicial Temperament</b>	--	0.0%	--	0.0%	--	0.0%	--	0.0%	1	100.0%	5.0
<b>Diligence</b>	--	0.0%	--	0.0%	--	0.0%	--	0.0%	1	100.0%	5.0
<b>Overall Evaluation</b>	--	0.0%	--	0.0%	--	0.0%	--	0.0%	1	100.0%	5.0

Note: Ratings for only those respondents who reported direct professional experience with the judge.

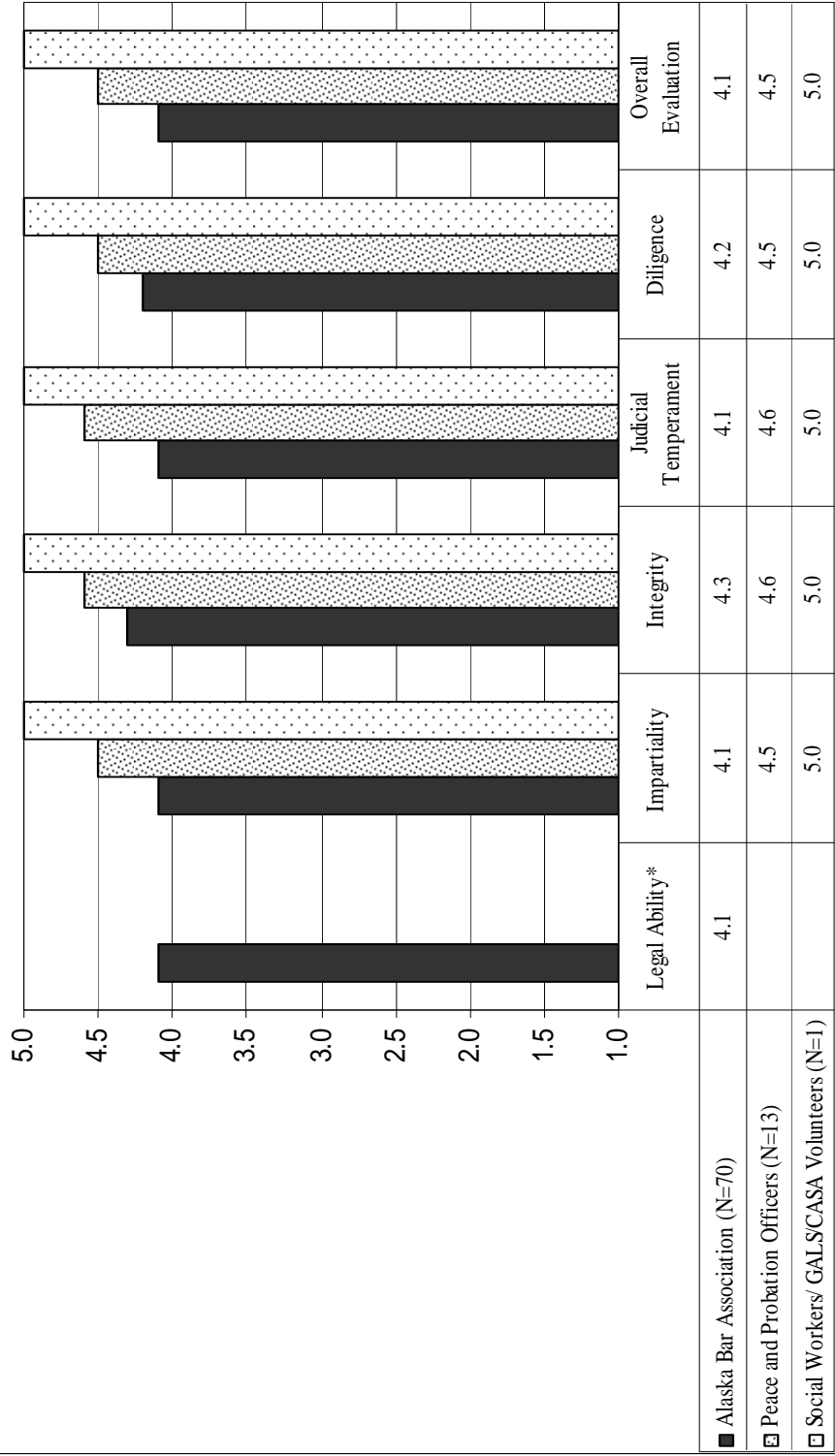
**Judge Daniel Schally: Detailed Information Responses  
Social Workers, Guardians ad Litem, and CASA Volunteers**

	Impartiality/ Fairness		Integrity		Judicial Temperament		Diligence		Overall Evaluation	
	Mean	N	Mean	N	Mean	N	Mean	N	Mean	N
<b>Basis for Evaluation</b>										
No Response	5.0	1	5.0	1	5.0	1	5.0	1	5.0	1
<b>Direct Professional</b>	<b>5.0</b>	<b>1</b>	<b>5.0</b>	<b>1</b>	<b>5.0</b>	<b>1</b>	<b>5.0</b>	<b>1</b>	<b>5.0</b>	<b>1</b>
Professional Reputation	--	0	--	0	--	0	--	0	--	0
Other Personal Contacts	--	0	--	0	--	0	--	0	--	0
<b>Type of Work</b>										
No Response	--	0	--	0	--	0	--	0	--	0
Social Worker	--	0	--	0	--	0	--	0	--	0
Guardian Ad Litem	5.0	1	5.0	1	5.0	1	5.0	1	5.0	1
CASA Volunteer	--	0	--	0	--	0	--	0	--	0
Other	--	0	--	0	--	0	--	0	--	0
<b>Years</b>										
No Response	--	0	--	0	--	0	--	0	--	0
5 Years or fewer	--	0	--	0	--	0	--	0	--	0
6 to 10 years	5.0	1	5.0	1	5.0	1	5.0	1	5.0	1
11 to 15 years	--	0	--	0	--	0	--	0	--	0
16 to 20 years	--	0	--	0	--	0	--	0	--	0
21 years or more	--	0	--	0	--	0	--	0	--	0
<b>Gender</b>										
No Response	--	0	--	0	--	0	--	0	--	0
Male	--	0	--	0	--	0	--	0	--	0
Female	5.0	1	5.0	1	5.0	1	5.0	1	5.0	1
<b>Location of Practice</b>										
No Response	--	0	--	0	--	0	--	0	--	0
First District	--	0	--	0	--	0	--	0	--	0
Second District	--	0	--	0	--	0	--	0	--	0
Third District	5.0	1	5.0	1	5.0	1	5.0	1	5.0	1
Fourth District	--	0	--	0	--	0	--	0	--	0
Outside of Alaska	--	0	--	0	--	0	--	0	--	0
<b>Community Population</b>										
No Response	--	0	--	0	--	0	--	0	--	0
Under 2,000	--	0	--	0	--	0	--	0	--	0
Between 2,000 and 35,000	--	0	--	0	--	0	--	0	--	0
Over 35,000	5.0	1	5.0	1	5.0	1	5.0	1	5.0	1

Note: Ratings for only those respondents who reported direct professional experience with the judge.

## District Court Judge Daniel Schally

*Average Ratings from All Groups Surveyed*



\*Legal Ability items are only completed by Alaska Bar Association members.

**37. DISTRICT COURT JUDGE ALEX M. SWIDERSKI**

**A. Alaska Bar Association**

**Demographic Description (N=184)**

		<b>N</b>	<b>%</b>
<b>Type of Practice</b>			
	No Response	3	1.6%
	Private, Solo	32	17.3%
	Private, 2-5 Attorneys	38	20.6%
	Private, 6+ Attorneys	20	10.8%
	Private, Corporate Employee	12	6.5%
	Judge or Judicial Officer	30	16.3%
	Government	41	22.2%
	Public Service Agency or Organization (Not Govt)	2	1.0%
	Retired	6	3.2%
	Other	--	0.0%
<b>Length of Alaska Practice</b>			
	No Response	6	3.2%
	5 Years or fewer	21	11.4%
	6 to 10 years	14	7.6%
	11 to 15 years	19	10.3%
	16 to 20 years	21	11.4%
	21 years or more	103	55.9%
<b>Gender</b>			
	No Response	3	1.6%
	Male	128	69.5%
	Female	53	28.8%
<b>Cases Handled</b>			
	No Response	4	2.1%
	Prosecution	14	7.6%
	Mainly Criminal	13	7.0%
	Mixed Criminal & Civil	57	30.9%
	Mainly Civil	92	50.0%
	Other	4	2.1%
<b>Location of Practice</b>			
	No Response	3	1.6%
	First District	6	3.2%
	Second District	2	1.0%
	Third District	163	88.5%
	Fourth District	5	2.7%
	Outside of Alaska	5	2.7%

**Evaluation of Judge Alex M. Swiderski:  
Alaska Bar Association Members**

**Summary of Findings**

Judge Alex M. Swiderski was evaluated by 143 Alaska Bar Association members who reported having direct professional experience with the judge. The mean score on *overall evaluation* was 3.9. The highest mean score was obtained on *integrity* (4.2) and the lowest mean scores were obtained on *legal ability* and *judicial temperament* (3.9). Details are presented in the two tables that follow.

	Poor		Deficient		Accept		Good		Excellent		Mean
	N	%	N	%	N	%	N	%	N	%	
<b>Legal Ability</b>	6	4.3%	8	5.7%	29	20.8%	51	36.6%	45	32.3%	3.9
<b>Impartiality/Fairness</b>	5	3.5%	12	8.5%	18	12.8%	49	35.0%	56	40.0%	4.0
<b>Integrity</b>	6	4.3%	1	0.7%	18	12.9%	42	30.2%	72	51.7%	4.2
<b>Judicial Temperament</b>	9	6.3%	12	8.5%	19	13.4%	46	32.6%	55	39.0%	3.9
<b>Diligence</b>	5	3.6%	8	5.8%	25	18.2%	47	34.3%	52	37.9%	4.0
<b>Overall Evaluation</b>	8	5.5%	9	6.2%	21	14.6%	52	36.3%	53	37.0%	3.9

Note: Ratings for only those respondents who reported direct professional experience with the judge.

**Judge Alex M. Swiderski: Detailed Information Responses  
Alaska Bar Association Members**

	Legal Ability		Impartiality/ Fairness		Integrity		Judicial Temperament		Diligence		Overall Evaluation	
	Mean	N	Mean	N	Mean	N	Mean	N	Mean	N	Mean	N
<b>Basis for Evaluation</b>												
No Response	4.7	3	4.7	3	4.7	3	4.7	3	4.7	3	4.7	3
<b>Direct Professional</b>	<b>3.9</b>	<b>139</b>	<b>4.0</b>	<b>140</b>	<b>4.2</b>	<b>139</b>	<b>3.9</b>	<b>141</b>	<b>4.0</b>	<b>137</b>	<b>3.9</b>	<b>143</b>
Professional Reputation	4.2	25	4.1	25	4.3	25	4.0	25	4.0	25	4.0	25
Other Personal Contacts	4.6	10	4.7	11	4.8	12	4.7	13	4.7	10	4.6	11
<b>Type of Practice</b>												
No Response	4.0	2	4.5	2	4.0	2	4.5	2	4.0	2	4.5	2
Private, Solo	3.7	23	3.8	24	4.1	23	3.7	24	3.7	22	3.6	24
Private, 2-5 Attorneys	3.5	32	3.6	34	3.9	32	3.4	33	3.6	32	3.6	34
Private, 6+ Attorneys	4.3	11	4.5	11	4.6	12	4.5	12	4.5	12	4.4	12
Private, Corporate Employee	4.0	9	4.2	9	4.3	9	4.3	9	4.1	9	4.2	9
Judge or Judicial Officer	4.5	25	4.7	24	4.8	25	4.5	25	4.5	24	4.6	25
Government	3.8	33	3.8	32	4.2	32	3.7	32	3.8	32	3.8	33
Public Service Agency or Organization (Not Govt)	4.0	2	4.0	2	4.5	2	4.0	2	4.5	2	4.0	2
Retired	3.5	2	4.0	2	4.5	2	4.0	2	4.0	2	4.0	2
Other	--	0	--	0	--	0	--	0	--	0	--	0
<b>Years of Practice in Alaska</b>												
No Response	4.0	5	4.2	5	4.2	5	4.2	5	4.2	5	4.2	5
5 Years or fewer	3.7	20	3.6	19	4.3	20	3.6	20	3.9	20	3.8	21
6 to 10 years	3.8	12	4.2	12	4.6	11	4.1	11	4.0	11	3.9	12
11 to 15 years	3.5	15	3.4	17	3.7	15	3.4	17	3.5	15	3.4	17
16 to 20 years	3.8	12	4.1	12	4.2	12	3.7	12	3.9	12	3.8	12
21 years or more	4.0	75	4.2	75	4.3	76	4.1	76	4.1	74	4.1	76
<b>Gender</b>												
No Response	4.0	2	4.5	2	4.0	2	4.5	2	4.0	2	4.5	2
Male	3.9	100	4.0	102	4.3	102	4.0	103	4.0	100	4.0	104
Female	3.7	37	3.9	36	4.1	35	3.7	36	3.9	35	3.7	37
<b>Cases Handled</b>												
No Response	4.3	3	4.7	3	4.3	3	4.7	3	4.3	3	4.7	3
Prosecution	3.8	14	3.6	14	4.1	14	3.5	14	3.8	14	3.6	14
Mainly Criminal	3.5	11	3.5	11	4.0	10	3.5	11	3.7	10	3.5	11
Mixed Criminal & Civil	3.8	47	4.0	47	4.2	46	3.8	48	3.9	46	3.9	48
Mainly Civil	4.0	62	4.2	63	4.3	64	4.1	63	4.1	62	4.1	65
Other	3.5	2	3.5	2	4.5	2	3.5	2	4.5	2	3.5	2
<b>Location of Practice</b>												
No Response	4.0	2	4.5	2	4.0	2	4.5	2	4.0	2	4.5	2
First District	5.0	4	5.0	4	5.0	4	5.0	4	4.8	4	5.0	4
Second District	5.0	1	5.0	1	5.0	1	5.0	1	5.0	1	5.0	1
Third District	3.8	125	3.9	127	4.2	125	3.8	128	3.9	123	3.9	129
Fourth District	4.3	3	4.0	3	3.7	3	4.0	3	4.0	3	3.7	3
Outside of Alaska	4.8	4	4.7	3	4.8	4	4.7	3	4.8	4	4.8	4

Note: Ratings for only those respondents who reported direct professional experience with the judge.

**36. DISTRICT COURT JUDGE ALEX M. SWIDERSKI**

**B. Peace and Probation Officers**

**Demographic Description (N=29)**

	N	%
<b>Type of Work</b>		
No Response	--	0.0%
State Law Enforcement Officer	11	37.9%
Municipal/Borough Law Enforcement Officer	14	48.2%
Village Public Safety Officer (VSPO)	--	0.0%
Probation/Parole Officer	4	13.7%
Other	--	0.0%
<b>Length of Alaska Experience</b>		
No Response	2	6.8%
5 Years or fewer	5	17.2%
6 to 10 years	8	27.5%
11 to 15 years	2	6.8%
16 to 20 years	9	31.0%
21 years or more	3	10.3%
<b>Gender</b>		
No Response	--	0.0%
Male	21	72.4%
Female	8	27.5%
<b>Location of Practice</b>		
No Response	--	0.0%
First District	1	3.4%
Second District	--	0.0%
Third District	28	96.5%
Fourth District	--	0.0%
Outside of Alaska	--	0.0%
<b>Community Population</b>		
No Response	--	0.0%
Under 2,000	--	0.0%
Between 2,000 and 35,000	4	13.7%
Over 35,000	25	86.2%

**Evaluation of Judge Alex M. Swiderski:  
Peace and Probation Officers**

**Summary of Findings**

Judge Alex M. Swiderski was evaluated by 23 Peace and Probation Officers who reported having direct professional experience with the judge. The mean score on *overall evaluation* was 4.0. The highest mean score was obtained on *integrity* (4.3) and the lowest mean score was obtained on *diligence* (4.0). Details are presented in the two tables that follow.

	Poor		Deficient		Accept		Good		Excellent		Mean
	N	%	N	%	N	%	N	%	N	%	
<b>Impartiality/Fairness</b>	--	0.0%	1	4.3%	6	26.0%	5	21.7%	11	47.8%	4.1
<b>Integrity</b>	--	0.0%	--	0.0%	5	23.8%	4	19.0%	12	57.1%	4.3
<b>Judicial Temperament</b>	--	0.0%	3	13.0%	3	13.0%	6	26.0%	11	47.8%	4.1
<b>Diligence</b>	--	0.0%	2	9.0%	5	22.7%	5	22.7%	10	45.4%	4.0
<b>Overall Evaluation</b>	--	0.0%	2	9.5%	5	23.8%	5	23.8%	9	42.8%	4.0

Note: Ratings for only those respondents who reported direct professional experience with the judge.



**Judge Alex M. Swiderski: Detailed Information Responses  
Peace and Probation Officers**

	<b>Impartiality/ Fairness</b>		<b>Integrity</b>		<b>Judicial Temperament</b>		<b>Diligence</b>		<b>Overall Evaluation</b>	
	Mean	N	Mean	N	Mean	N	Mean	N	Mean	N
<b>Basis for Evaluation</b>										
No Response	--	0	--	0	--	0	--	0	--	0
<b>Direct Professional</b>	<b>4.1</b>	<b>23</b>	<b>4.3</b>	<b>21</b>	<b>4.1</b>	<b>23</b>	<b>4.0</b>	<b>22</b>	<b>4.0</b>	<b>21</b>
Professional Reputation	3.2	6	3.2	6	3.5	6	3.0	6	3.0	6
Other Personal Contacts	--	0	--	0	--	0	--	0	--	0
<b>Type of Work</b>										
No Response	--	0	--	0	--	0	--	0	--	0
State Law Enforcement Officer	3.7	9	4.0	8	3.4	9	3.6	8	3.5	8
Municipal/Borough Law Enforcement Officer	4.4	12	4.5	11	4.5	12	4.3	12	4.3	11
Village Public Safety Officer (VSPO)	--	0	--	0	--	0	--	0	--	0
Probation/Parole Officer	4.5	2	4.5	2	4.5	2	4.5	2	4.5	2
Other	--	0	--	0	--	0	--	0	--	0
<b>Years</b>										
No Response	3.5	2	5.0	1	3.0	2	4.0	1	4.0	1
5 Years or fewer	3.5	4	3.5	4	3.0	4	3.3	4	3.3	4
6 to 10 years	4.7	6	4.8	6	4.8	6	4.8	6	4.8	5
11 to 15 years	4.5	2	4.5	2	4.5	2	4.5	2	4.5	2
16 to 20 years	3.8	6	4.0	6	4.0	6	3.7	6	3.7	6
21 years or more	4.7	3	5.0	2	4.7	3	4.0	3	4.0	3
<b>Gender</b>										
No Response	--	0	--	0	--	0	--	0	--	0
Male	4.0	17	4.3	16	3.9	17	3.9	16	3.8	15
Female	4.5	6	4.6	5	4.5	6	4.5	6	4.5	6
<b>Location of Practice</b>										
No Response	--	0	--	0	--	0	--	0	--	0
First District	2.0	1	--	0	2.0	1	--	0	--	0
Second District	--	0	--	0	--	0	--	0	--	0
Third District	4.2	22	4.3	21	4.2	22	4.0	22	4.0	21
Fourth District	--	0	--	0	--	0	--	0	--	0
Outside of Alaska	--	0	--	0	--	0	--	0	--	0
<b>Community Population</b>										
No Response	--	0	--	0	--	0	--	0	--	0
Under 2,000	--	0	--	0	--	0	--	0	--	0
Between 2,000 and 35,000	2.5	2	3.0	1	2.0	2	3.0	1	3.0	1
Over 35,000	4.3	21	4.4	20	4.3	21	4.1	21	4.1	20

Note: Ratings for only those respondents who reported direct professional experience with the judge.

**36. DISTRICT COURT JUDGE ALEX M. SWIDERSKI**

**C. Social Workers, Guardians ad Litem, and CASA Volunteers**

**Demographic Description (N=1)**

		<b>N</b>	<b>%</b>
<b>Type of Work</b>			
	No Response	--	0.0%
	Social Worker	--	0.0%
	Guardian Ad Litem	--	0.0%
	CASA Volunteer	1	100.0%
	Other	--	0.0%
<b>Length of Alaska Experience</b>			
	No Response	1	100.0%
	5 Years or fewer	--	0.0%
	6 to 10 years	--	0.0%
	11 to 15 years	--	0.0%
	16 to 20 years	--	0.0%
	21 years or more	--	0.0%
<b>Gender</b>			
	No Response	--	0.0%
	Male	--	0.0%
	Female	1	100.0%
<b>Location of Practice</b>			
	No Response	--	0.0%
	First District	--	0.0%
	Second District	--	0.0%
	Third District	1	100.0%
	Fourth District	--	0.0%
	Outside of Alaska	--	0.0%
<b>Community Population</b>			
	No Response	--	0.0%
	Under 2,000	--	0.0%
	Between 2,000 and 35,000	--	0.0%
	Over 35,000	1	100.0%

**Evaluation of Judge Alex M. Swiderski:  
Social Workers, Guardians ad Litem, and CASA Volunteers**

**Summary of Findings**

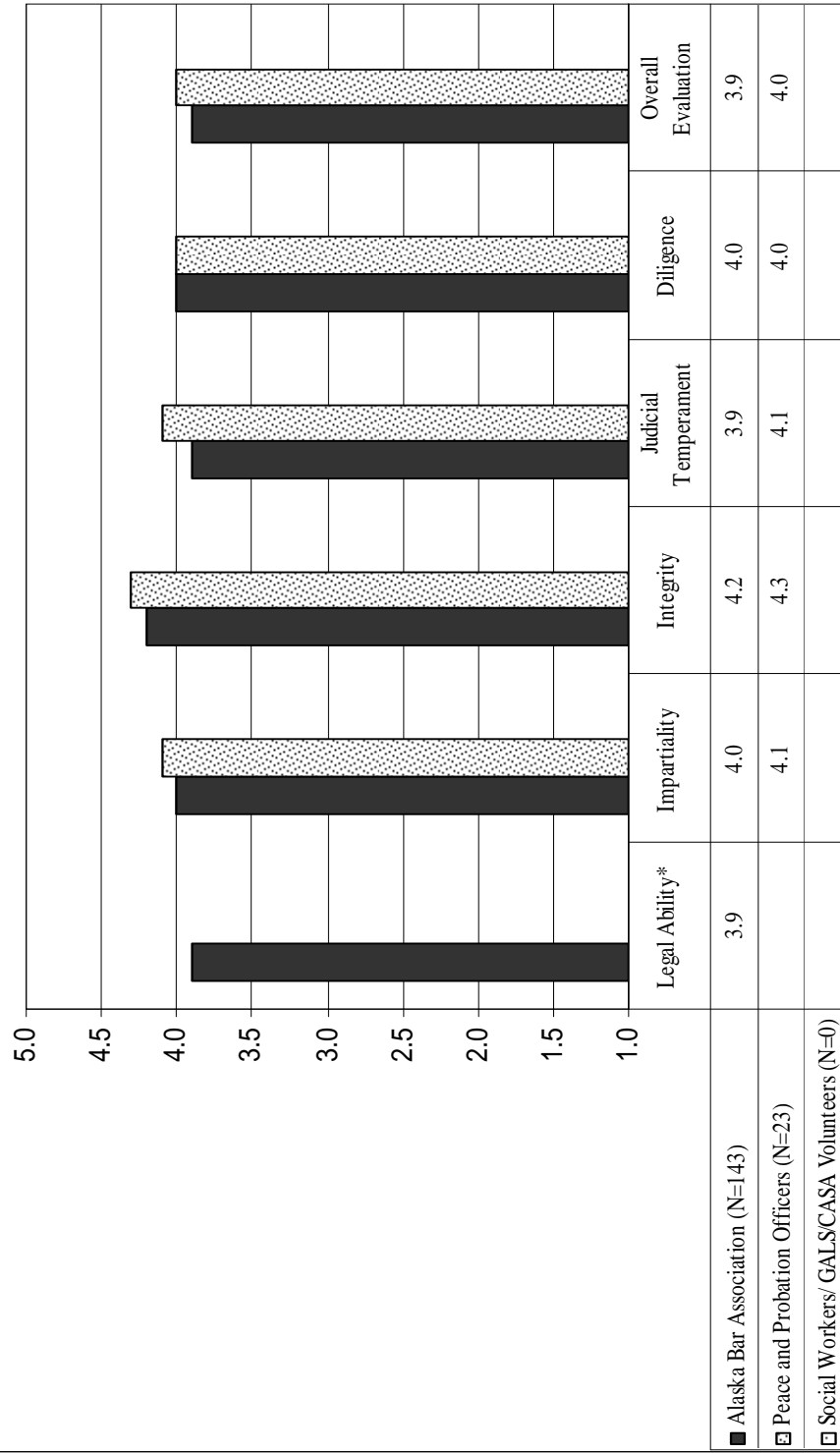
Judge Alex M. Swiderski was not evaluated by any Social Workers, Guardians ad Litem, and CASA Volunteers who reported having direct professional experience with this judge.

**Judge Alex M. Swiderski: Detailed Information Responses  
Social Workers, Guardians ad Litem, and CASA Volunteers**

	<b>Impartiality/ Fairness</b>		<b>Integrity</b>		<b>Judicial Temperament</b>		<b>Diligence</b>		<b>Overall Evaluation</b>	
	Mean	N	Mean	N	Mean	N	Mean	N	Mean	N
<b>Basis for Evaluation</b>										
No Response	--	0	--	0	--	0	--	0	--	0
Direct Professional	--	0	--	0	--	0	--	0	--	0
Professional Reputation	--	0	--	0	--	0	--	0	--	0
Other Personal Contacts	--	0	4.0	1	--	0	--	0	4.0	1

## District Court Judge Alex M. Swiderski

*Average Ratings from All Groups Surveyed*



\*Legal Ability items are only completed by Alaska Bar Association members.

**38. SUPERIOR COURT JUDGE ROBERT B. DOWNES**

**A. Alaska Bar Association**

**Demographic Description (N=114)**

		<b>N</b>	<b>%</b>
<b>Type of Practice</b>			
	No Response	5	4.3%
	Private, Solo	25	21.9%
	Private, 2-5 Attorneys	22	19.2%
	Private, 6+ Attorneys	10	8.7%
	Private, Corporate Employee	1	0.8%
	Judge or Judicial Officer	21	18.4%
	Government	25	21.9%
	Public Service Agency or Organization (Not Govt)	1	0.8%
	Retired	4	3.5%
	Other	--	0.0%
<b>Length of Alaska Practice</b>			
	No Response	7	6.1%
	5 Years or fewer	10	8.7%
	6 to 10 years	10	8.7%
	11 to 15 years	8	7.0%
	16 to 20 years	14	12.2%
	21 years or more	65	57.0%
<b>Gender</b>			
	No Response	6	5.2%
	Male	81	71.0%
	Female	27	23.6%
<b>Cases Handled</b>			
	No Response	7	6.1%
	Prosecution	7	6.1%
	Mainly Criminal	6	5.2%
	Mixed Criminal & Civil	42	36.8%
	Mainly Civil	47	41.2%
	Other	5	4.3%
<b>Location of Practice</b>			
	No Response	4	3.5%
	First District	4	3.5%
	Second District	1	0.8%
	Third District	40	35.0%
	Fourth District	63	55.2%
	Outside of Alaska	2	1.7%

**Evaluation of Judge Robert B. Downes:  
Alaska Bar Association Members**

**Summary of Findings**

Judge Robert B. Downes was evaluated by 98 Alaska Bar Association members who reported having direct professional experience with the judge. The mean score on *overall evaluation* was 3.7. The highest mean scores were obtained on *integrity* and *judicial temperament* (4.0) and the lowest mean score was obtained on *diligence* (3.6). Details are presented in the two tables that follow.

	Poor		Deficient		Accept		Good		Excellent		Mean
	N	%	N	%	N	%	N	%	N	%	
<b>Legal Ability</b>	5	5.1%	6	6.1%	28	28.5%	34	34.6%	25	25.5%	3.7
<b>Impartiality\Fairness</b>	6	6.1%	8	8.2%	19	19.5%	28	28.8%	36	37.1%	3.8
<b>Integrity</b>	4	4.1%	5	5.2%	20	20.8%	22	22.9%	45	46.8%	4.0
<b>Judicial Temperament</b>	4	4.0%	7	7.1%	17	17.3%	29	29.5%	41	41.8%	4.0
<b>Diligence</b>	7	7.2%	9	9.3%	28	29.1%	22	22.9%	30	31.2%	3.6
<b>Overall Evaluation</b>	5	5.2%	10	10.5%	22	23.1%	25	26.3%	33	34.7%	3.7

Note: Ratings for only those respondents who reported direct professional experience with the judge.

**Judge Robert B. Downes: Detailed Information Responses  
Alaska Bar Association Members**

	Legal Ability		Impartiality/ Fairness		Integrity		Judicial Temperament		Diligence		Overall Evaluation	
	Mean	N	Mean	N	Mean	N	Mean	N	Mean	N	Mean	N
<b>Basis for Evaluation</b>												
No Response	4.5	2	4.5	2	5.0	2	4.5	2	4.0	1	4.5	2
<b>Direct Professional</b>	<b>3.7</b>	<b>98</b>	<b>3.8</b>	<b>97</b>	<b>4.0</b>	<b>96</b>	<b>4.0</b>	<b>98</b>	<b>3.6</b>	<b>96</b>	<b>3.7</b>	<b>95</b>
Professional Reputation	3.5	12	3.6	11	3.8	12	3.7	12	3.5	10	3.6	13
Other Personal Contacts	5.0	1	5.0	1	5.0	1	5.0	1	5.0	1	5.0	1
<b>Type of Practice</b>												
No Response	3.2	5	3.4	5	3.8	5	3.6	5	3.4	5	3.3	4
Private, Solo	4.1	19	4.2	19	4.4	19	4.4	19	3.9	19	4.1	18
Private, 2-5 Attorneys	3.6	22	3.8	22	4.0	21	4.0	22	3.5	22	3.8	22
Private, 6+ Attorneys	3.3	6	3.5	6	4.0	5	3.5	6	2.8	6	3.2	6
Private, Corporate Employee	3.0	1	4.0	1	5.0	1	4.0	1	5.0	1	4.0	1
Judge or Judicial Officer	4.2	19	4.2	19	4.4	19	4.1	19	4.2	17	4.3	18
Government	3.3	21	3.2	21	3.5	21	3.7	21	3.1	21	3.1	21
Public Service Agency or Organization (Not Govt)	4.0	1	5.0	1	5.0	1	5.0	1	4.0	1	4.0	1
Retired	3.5	4	4.0	3	3.5	4	3.8	4	3.5	4	3.8	4
Other	--	0	--	0	--	0	--	0	--	0	--	0
<b>Years of Practice in Alaska</b>												
No Response	3.4	7	3.6	7	3.9	7	3.4	7	3.6	7	3.5	6
5 Years or fewer	3.8	9	3.8	9	4.3	9	4.2	9	3.9	9	3.9	9
6 to 10 years	3.7	10	3.6	10	3.8	10	4.3	10	3.5	10	3.6	10
11 to 15 years	3.3	8	3.3	8	3.1	8	3.5	8	3.1	8	3.1	7
16 to 20 years	4.0	13	4.2	13	4.4	13	4.4	13	3.7	12	3.9	13
21 years or more	3.7	51	3.9	50	4.1	49	3.9	51	3.7	50	3.8	50
<b>Gender</b>												
No Response	3.3	6	3.5	6	4.0	6	3.8	6	3.5	6	3.6	5
Male	3.8	70	3.9	70	4.1	68	4.1	70	3.7	68	3.8	69
Female	3.6	22	3.7	21	3.8	22	3.7	22	3.5	22	3.6	21
<b>Cases Handled</b>												
No Response	3.6	7	3.7	7	4.1	7	3.9	7	3.7	6	3.7	6
Prosecution	3.0	4	2.8	4	3.3	4	3.3	4	3.5	4	3.0	4
Mainly Criminal	3.7	6	3.7	6	3.8	6	3.7	6	3.3	6	3.7	6
Mixed Criminal & Civil	3.9	38	4.1	37	4.2	38	4.2	38	3.8	37	4.1	37
Mainly Civil	3.5	38	3.6	38	3.9	36	3.8	38	3.4	38	3.4	37
Other	4.0	5	4.8	5	4.6	5	4.6	5	4.4	5	4.4	5
<b>Location of Practice</b>												
No Response	3.8	4	4.0	4	4.5	4	4.3	4	4.0	4	4.0	3
First District	3.3	3	3.3	3	3.7	3	3.3	3	3.0	3	3.3	3
Second District	4.0	1	4.0	1	4.0	1	4.0	1	4.0	1	4.0	1
Third District	3.4	31	3.6	31	3.9	29	3.6	31	3.5	30	3.5	30
Fourth District	3.9	57	4.0	56	4.1	57	4.2	57	3.7	56	3.9	56
Outside of Alaska	4.0	2	4.0	2	4.5	2	4.5	2	3.5	2	4.5	2

Note: Ratings for only those respondents who reported direct professional experience with the judge.



**38. SUPERIOR COURT JUDGE ROBERT B. DOWNES**

**B. Peace and Probation Officers**

**Demographic Description (N=53)**

		<b>N</b>	<b>%</b>
<b>Type of Work</b>			
	No Response	--	0.0%
	State Law Enforcement Officer	18	33.9%
	Municipal/Borough Law Enforcement Officer	16	30.1%
	Village Public Safety Officer (VSPO)	--	0.0%
	Probation/Parole Officer	18	33.9%
	Other	1	1.8%
<b>Length of Alaska Experience</b>			
	No Response	--	0.0%
	5 Years or fewer	19	35.8%
	6 to 10 years	11	20.7%
	11 to 15 years	11	20.7%
	16 to 20 years	7	13.2%
	21 years or more	5	9.4%
<b>Gender</b>			
	No Response	--	0.0%
	Male	41	77.3%
	Female	12	22.6%
<b>Location of Practice</b>			
	No Response	--	0.0%
	First District	2	3.7%
	Second District	1	1.8%
	Third District	3	5.6%
	Fourth District	47	88.6%
	Outside of Alaska	--	0.0%
<b>Community Population</b>			
	No Response	--	0.0%
	Under 2,000	2	3.7%
	Between 2,000 and 35,000	18	33.9%
	Over 35,000	33	62.2%

**Evaluation of Judge Robert B. Downes:  
Peace and Probation Officers**

**Summary of Findings**

Judge Robert B. Downes was evaluated by 43 Peace and Probation Officers who reported having direct professional experience with the judge. The mean score on *overall evaluation* was 4.3. The highest mean score was obtained on *integrity* (4.4) and the lowest mean score was obtained on *diligence* (4.2). Details are presented in the two tables that follow.

	Poor		Deficient		Accept		Good		Excellent		Mean
	N	%	N	%	N	%	N	%	N	%	
<b>Impartiality/Fairness</b>	--	0.0%	1	2.3%	9	20.9%	10	23.2%	23	53.4%	4.3
<b>Integrity</b>	--	0.0%	--	0.0%	10	23.8%	6	14.2%	26	61.9%	4.4
<b>Judicial Temperament</b>	--	0.0%	1	2.5%	8	20.0%	9	22.5%	22	55.0%	4.3
<b>Diligence</b>	--	0.0%	--	0.0%	9	22.5%	14	35.0%	17	42.5%	4.2
<b>Overall Evaluation</b>	--	0.0%	--	0.0%	10	23.8%	9	21.4%	23	54.7%	4.3

Note: Ratings for only those respondents who reported direct professional experience with the judge.

## Judge Robert B. Downes: Detailed Information Responses Peace and Probation Officers

	Impartiality/ Fairness		Integrity		Judicial Temperament		Diligence		Overall Evaluation	
	Mean	N	Mean	N	Mean	N	Mean	N	Mean	N
<b>Basis for Evaluation</b>										
No Response	4.5	2	4.5	2	5.0	2	4.5	2	4.5	2
<b>Direct Professional</b>	<b>4.3</b>	<b>43</b>	<b>4.4</b>	<b>42</b>	<b>4.3</b>	<b>40</b>	<b>4.2</b>	<b>40</b>	<b>4.3</b>	<b>42</b>
Professional Reputation	3.1	7	3.4	7	3.4	7	3.7	7	3.6	7
Other Personal Contacts	4.0	1	5.0	1	5.0	1	5.0	1	5.0	1
<b>Type of Work</b>										
No Response	--	0	--	0	--	0	--	0	--	0
State Law Enforcement Officer	4.6	15	4.7	15	4.6	14	4.3	15	4.6	14
Municipal/Borough Law Enforcement Officer	4.1	12	4.3	11	4.1	12	4.1	10	4.1	12
Village Public Safety Officer (VSPO)	--	0	--	0	--	0	--	0	--	0
Probation/Parole Officer	4.3	15	4.2	15	4.3	13	4.2	14	4.3	15
Other	2.0	1	3.0	1	3.0	1	3.0	1	3.0	1
<b>Years</b>										
No Response	--	0	--	0	--	0	--	0	--	0
5 Years or fewer	4.5	16	4.6	16	4.6	15	4.3	16	4.5	16
6 to 10 years	4.3	9	4.2	9	4.3	7	4.3	9	4.3	9
11 to 15 years	4.1	9	4.5	8	4.1	9	4.0	7	4.2	9
16 to 20 years	3.7	6	3.7	6	3.7	6	3.8	6	3.6	5
21 years or more	4.7	3	4.7	3	4.7	3	4.5	2	4.7	3
<b>Gender</b>										
No Response	--	0	--	0	--	0	--	0	--	0
Male	4.5	33	4.6	32	4.5	31	4.4	31	4.5	32
Female	3.7	10	3.7	10	3.7	9	3.6	9	3.8	10
<b>Location of Practice</b>										
No Response	--	0	--	0	--	0	--	0	--	0
First District	5.0	1	5.0	1	5.0	1	5.0	1	5.0	1
Second District	--	0	--	0	--	0	--	0	--	0
Third District	5.0	1	5.0	1	5.0	1	5.0	1	5.0	1
Fourth District	4.2	41	4.4	40	4.3	38	4.2	38	4.3	40
Outside of Alaska	--	0	--	0	--	0	--	0	--	0
<b>Community Population</b>										
No Response	--	0	--	0	--	0	--	0	--	0
Under 2,000	5.0	1	5.0	1	5.0	1	5.0	1	5.0	1
Between 2,000 and 35,000	4.0	11	4.1	11	4.0	10	4.1	10	4.1	11
Over 35,000	4.4	31	4.5	30	4.4	29	4.2	29	4.4	30

Note: Ratings for only those respondents who reported direct professional experience with the judge.

**38. SUPERIOR COURT JUDGE ROBERT B. DOWNES**

**C. Social Workers, Guardians ad Litem, and CASA Volunteers**

**Demographic Description (N=11)**

	N	%
<b>Type of Work</b>		
No Response	--	0.0%
Social Worker	6	54.5%
Guardian Ad Litem	2	18.1%
CASA Volunteer	3	27.2%
Other	--	0.0%
<b>Length of Alaska Experience</b>		
No Response	--	0.0%
5 Years or fewer	6	54.5%
6 to 10 years	2	18.1%
11 to 15 years	1	9.0%
16 to 20 years	2	18.1%
21 years or more	--	0.0%
<b>Gender</b>		
No Response	--	0.0%
Male	2	18.1%
Female	9	81.8%
<b>Location of Practice</b>		
No Response	--	0.0%
First District	--	0.0%
Second District	--	0.0%
Third District	--	0.0%
Fourth District	11	100.0%
Outside of Alaska	--	0.0%
<b>Community Population</b>		
No Response	1	9.0%
Under 2,000	--	0.0%
Between 2,000 and 35,000	2	18.1%
Over 35,000	8	72.7%

**Evaluation of Judge Robert B. Downes:  
Social Workers, Guardians ad Litem, and CASA Volunteers**

**Summary of Findings**

Judge Robert B. Downes was evaluated by 10 Social Workers, Guardians ad Litem, and CASA Volunteers who reported having direct professional experience with the judge. The mean score on *overall evaluation* was 3.8. The highest mean scores were obtained on *judicial temperament* and *diligence* (4.1) and the lowest mean score was obtained on *impartiality/fairness* (3.7). Details are presented in the two tables that follow.

	Poor		Deficient		Accept		Good		Excellent		Mean
	N	%	N	%	N	%	N	%	N	%	
<b>Impartiality/Fairness</b>	2	20.0%	1	10.0%	--	0.0%	2	20.0%	5	50.0%	3.7
<b>Integrity</b>	1	10.0%	1	10.0%	1	10.0%	1	10.0%	6	60.0%	4.0
<b>Judicial Temperament</b>	1	10.0%	--	0.0%	1	10.0%	3	30.0%	5	50.0%	4.1
<b>Diligence</b>	1	11.1%	--	0.0%	1	11.1%	2	22.2%	5	55.5%	4.1
<b>Overall Evaluation</b>	1	11.1%	2	22.2%	--	0.0%	1	11.1%	5	55.5%	3.8

Note: Ratings for only those respondents who reported direct professional experience with the judge.

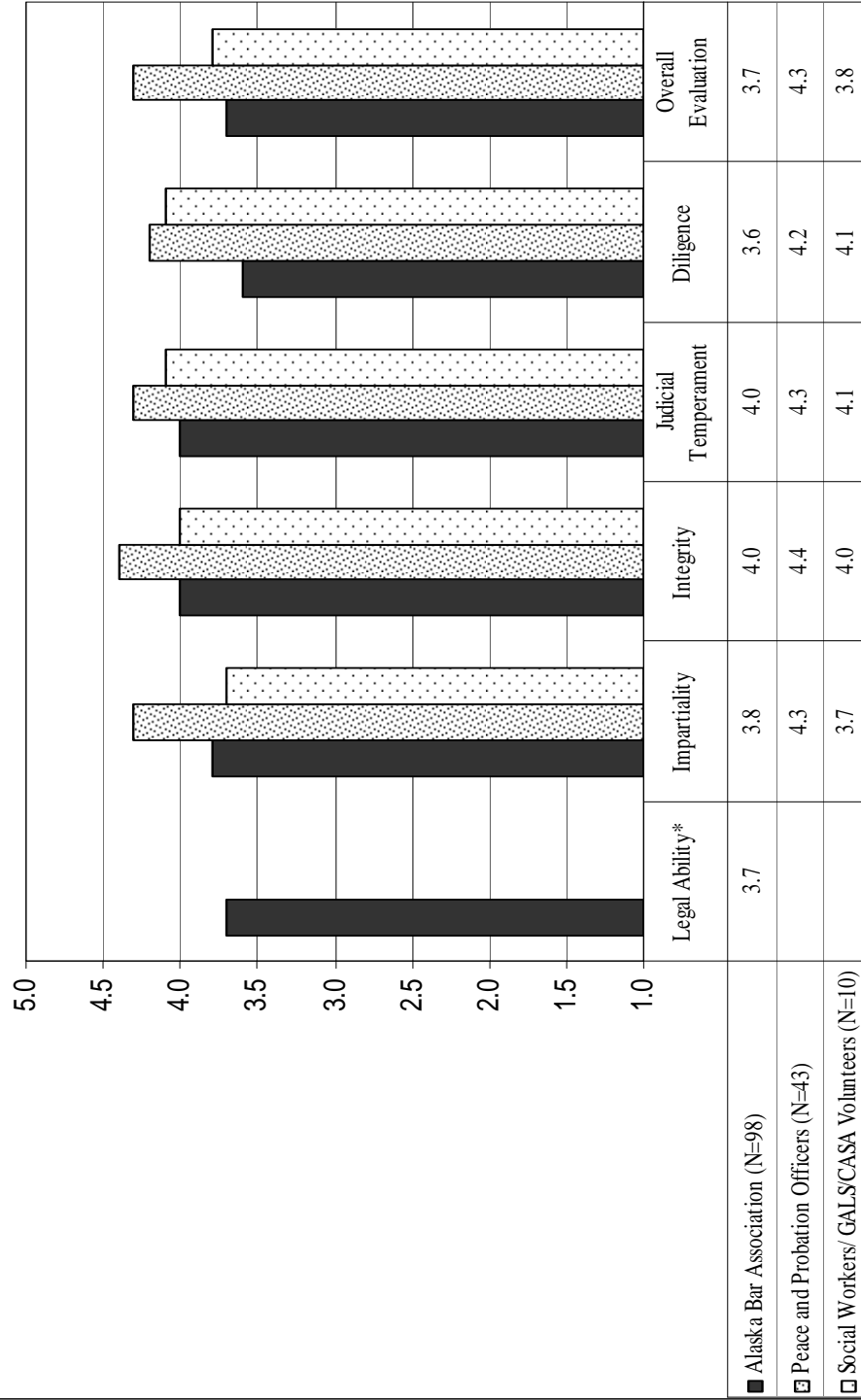
**Judge Robert B. Downes: Detailed Information Responses  
Social Workers, Guardians ad Litem, and CASA Volunteers**

	Impartiality/ Fairness		Integrity		Judicial Temperament		Diligence		Overall Evaluation	
	Mean	N	Mean	N	Mean	N	Mean	N	Mean	N
<b>Basis for Evaluation</b>										
No Response	--	0	--	0	--	0	--	0	--	0
<b>Direct Professional</b>	<b>3.7</b>	<b>10</b>	<b>4.0</b>	<b>10</b>	<b>4.1</b>	<b>10</b>	<b>4.1</b>	<b>9</b>	<b>3.8</b>	<b>9</b>
Professional Reputation	3.0	1	3.0	1	3.0	1	2.0	1	2.0	1
Other Personal Contacts	--	0	--	0	--	0	--	0	--	0
<b>Type of Work</b>										
No Response	--	0	--	0	--	0	--	0	--	0
Social Worker	3.6	5	3.8	5	3.8	5	4.0	4	3.6	5
Guardian Ad Litem	3.0	2	3.5	2	4.5	2	4.0	2	3.5	2
CASA Volunteer	4.3	3	4.7	3	4.3	3	4.3	3	4.5	2
Other	--	0	--	0	--	0	--	0	--	0
<b>Years</b>										
No Response	--	0	--	0	--	0	--	0	--	0
5 Years or fewer	4.0	6	4.3	6	4.5	6	4.3	6	4.2	5
6 to 10 years	3.0	2	3.0	2	3.0	2	3.0	2	3.0	2
11 to 15 years	2.0	1	3.0	1	3.0	1	--	0	2.0	1
16 to 20 years	5.0	1	5.0	1	5.0	1	5.0	1	5.0	1
21 years or more	--	0	--	0	--	0	--	0	--	0
<b>Gender</b>										
No Response	--	0	--	0	--	0	--	0	--	0
Male	3.0	2	3.5	2	4.5	2	4.0	2	3.5	2
Female	3.9	8	4.1	8	4.0	8	4.1	7	3.9	7
<b>Location of Practice</b>										
No Response	--	0	--	0	--	0	--	0	--	0
First District	--	0	--	0	--	0	--	0	--	0
Second District	--	0	--	0	--	0	--	0	--	0
Third District	--	0	--	0	--	0	--	0	--	0
Fourth District	3.7	10	4.0	10	4.1	10	4.1	9	3.8	9
Outside of Alaska	--	0	--	0	--	0	--	0	--	0
<b>Community Population</b>										
No Response	4.0	1	5.0	1	5.0	1	5.0	1	5.0	1
Under 2,000	--	0	--	0	--	0	--	0	--	0
Between 2,000 and 35,000	5.0	2	5.0	2	5.0	2	5.0	2	5.0	2
Over 35,000	3.3	7	3.6	7	3.7	7	3.7	6	3.2	6

Note: Ratings for only those respondents who reported direct professional experience with the judge.

## Superior Court Judge Robert B. Downes

*Average Ratings from All Groups Surveyed*



\*Legal Ability items are only completed by Alaska Bar Association members.

**39. DISTRICT COURT JUDGE DENNIS P. CUMMINGS**

**A. Alaska Bar Association**

**Demographic Description (N=101)**

		<b>N</b>	<b>%</b>
<b>Type of Practice</b>			
	No Response	3	2.9%
	Private, Solo	14	13.8%
	Private, 2-5 Attorneys	21	20.7%
	Private, 6+ Attorneys	9	8.9%
	Private, Corporate Employee	2	1.9%
	Judge or Judicial Officer	21	20.7%
	Government	28	27.7%
	Public Service Agency or Organization (Not Govt)	--	0.0%
	Retired	3	2.9%
	Other	--	0.0%
<b>Length of Alaska Practice</b>			
	No Response	5	4.9%
	5 Years or fewer	13	12.8%
	6 to 10 years	9	8.9%
	11 to 15 years	8	7.9%
	16 to 20 years	12	11.8%
	21 years or more	54	53.4%
<b>Gender</b>			
	No Response	4	3.9%
	Male	72	71.2%
	Female	25	24.7%
<b>Cases Handled</b>			
	No Response	4	3.9%
	Prosecution	9	8.9%
	Mainly Criminal	8	7.9%
	Mixed Criminal & Civil	41	40.5%
	Mainly Civil	36	35.6%
	Other	3	2.9%
<b>Location of Practice</b>			
	No Response	3	2.9%
	First District	3	2.9%
	Second District	--	0.0%
	Third District	67	66.3%
	Fourth District	26	25.7%
	Outside of Alaska	2	1.9%



**Evaluation of Judge Dennis P. Cummings:  
Alaska Bar Association Members**

**Summary of Findings**

Judge Dennis P. Cummings was evaluated by 74 Alaska Bar Association members who reported having direct professional experience with the judge. The mean score on *overall evaluation* was 3.0. The highest mean score was obtained on *integrity* (3.6) and the lowest mean scores were obtained on *legal ability* and *judicial temperament* (2.9). Details are presented in the two tables that follow.

	Poor		Deficient		Accept		Good		Excellent		Mean
	N	%	N	%	N	%	N	%	N	%	
<b>Legal Ability</b>	9	12.1%	20	27.0%	24	32.4%	14	18.9%	7	9.4%	2.9
<b>Impartiality\Fairness</b>	5	6.8%	16	21.9%	21	28.7%	18	24.6%	13	17.8%	3.2
<b>Integrity</b>	4	5.4%	6	8.2%	24	32.8%	18	24.6%	21	28.7%	3.6
<b>Judicial Temperament</b>	11	15.2%	15	20.8%	21	29.1%	17	23.6%	8	11.1%	2.9
<b>Diligence</b>	6	8.4%	11	15.4%	27	38.0%	19	26.7%	8	11.2%	3.2
<b>Overall Evaluation</b>	6	8.1%	16	21.6%	29	39.1%	15	20.2%	8	10.8%	3.0

Note: Ratings for only those respondents who reported direct professional experience with the judge.

**Judge Dennis P. Cummings: Detailed Information Responses  
Alaska Bar Association Members**

	Legal Ability		Impartiality/ Fairness		Integrity		Judicial Temperament		Diligence		Overall Evaluation	
	Mean	N	Mean	N	Mean	N	Mean	N	Mean	N	Mean	N
<b>Basis for Evaluation</b>												
No Response	4.0	1	4.0	1	4.0	1	4.0	1	4.0	1	4.0	1
<b>Direct Professional</b>	<b>2.9</b>	<b>74</b>	<b>3.2</b>	<b>73</b>	<b>3.6</b>	<b>73</b>	<b>2.9</b>	<b>72</b>	<b>3.2</b>	<b>71</b>	<b>3.0</b>	<b>74</b>
Professional Reputation	3.1	20	3.5	19	3.7	18	3.6	18	3.5	17	3.3	19
Other Personal Contacts	3.3	6	3.8	6	4.0	6	4.2	5	4.0	5	3.5	6
<b>Type of Practice</b>												
No Response	3.0	3	3.0	3	3.3	3	2.7	3	2.7	3	3.0	3
Private, Solo	3.6	10	3.6	10	3.8	10	3.5	10	3.6	10	3.6	10
Private, 2-5 Attorneys	2.6	14	2.9	13	3.5	13	2.8	13	3.0	13	2.9	14
Private, 6+ Attorneys	2.2	6	3.0	6	3.7	6	2.8	6	3.0	6	2.7	6
Private, Corporate Employee	1.0	1	1.0	1	1.0	1	1.0	1	1.0	1	1.0	1
Judge or Judicial Officer	3.4	17	3.8	17	3.9	17	3.5	17	3.7	16	3.6	17
Government	2.4	21	2.9	21	3.4	21	2.4	20	2.8	20	2.5	21
Public Service Agency or Organization (Not Govt)	--	0	--	0	--	0	--	0	--	0	--	0
Retired	4.5	2	5.0	2	5.0	2	4.0	2	4.0	2	4.5	2
Other	--	0	--	0	--	0	--	0	--	0	--	0
<b>Years of Practice in Alaska</b>												
No Response	2.8	5	3.0	5	3.4	5	2.6	5	3.0	5	3.0	5
5 Years or fewer	2.1	12	2.5	12	3.8	12	2.4	12	3.3	12	2.3	12
6 to 10 years	2.8	5	3.2	5	3.4	5	2.2	5	2.6	5	2.8	5
11 to 15 years	2.7	6	2.6	5	2.8	5	2.6	5	3.0	5	2.7	6
16 to 20 years	2.7	9	3.3	9	3.4	9	3.0	9	2.7	9	2.9	9
21 years or more	3.2	37	3.6	37	3.8	37	3.3	36	3.4	35	3.4	37
<b>Gender</b>												
No Response	3.3	4	3.5	4	3.8	4	3.0	4	3.0	4	3.3	4
Male	3.0	53	3.5	52	3.8	52	3.1	51	3.3	51	3.2	53
Female	2.2	17	2.5	17	3.2	17	2.5	17	2.8	16	2.5	17
<b>Cases Handled</b>												
No Response	3.0	3	3.0	3	3.3	3	2.7	3	2.7	3	3.0	3
Prosecution	2.5	8	3.1	8	3.4	8	2.8	8	3.1	8	2.6	8
Mainly Criminal	2.2	6	2.5	6	3.7	6	2.5	6	3.2	6	2.5	6
Mixed Criminal & Civil	3.1	29	3.5	28	3.8	28	3.0	28	3.4	28	3.2	29
Mainly Civil	2.8	26	3.2	26	3.5	26	3.1	26	3.0	25	3.0	26
Other	3.5	2	4.5	2	5.0	2	4.0	1	3.0	1	4.0	2
<b>Location of Practice</b>												
No Response	3.0	3	3.0	3	3.3	3	2.7	3	2.7	3	3.0	3
First District	3.0	2	4.5	2	4.5	2	3.5	2	3.5	2	3.5	2
Second District	--	0	--	0	--	0	--	0	--	0	--	0
Third District	3.0	47	3.4	46	3.7	46	3.2	45	3.2	44	3.2	47
Fourth District	2.4	21	2.9	21	3.4	21	2.5	21	3.2	21	2.6	21
Outside of Alaska	3.0	1	2.0	1	3.0	1	1.0	1	2.0	1	2.0	1

Note: Ratings for only those respondents who reported direct professional experience with the judge.

**39. DISTRICT COURT JUDGE DENNIS P. CUMMINGS**

**B. Peace and Probation Officers**

**Demographic Description (N=27)**

---

	<b>N</b>	<b>%</b>
<b>Type of Work</b>		
No Response	--	0.0%
State Law Enforcement Officer	16	59.2%
Municipal/Borough Law Enforcement Officer	1	3.7%
Village Public Safety Officer (VSPO)	2	7.4%
Probation/Parole Officer	8	29.6%
Other	--	0.0%
<b>Length of Alaska Experience</b>		
No Response	--	0.0%
5 Years or fewer	12	44.4%
6 to 10 years	9	33.3%
11 to 15 years	2	7.4%
16 to 20 years	2	7.4%
21 years or more	2	7.4%
<b>Gender</b>		
No Response	1	3.7%
Male	22	81.4%
Female	4	14.8%
<b>Location of Practice</b>		
No Response	--	0.0%
First District	--	0.0%
Second District	--	0.0%
Third District	6	22.2%
Fourth District	21	77.7%
Outside of Alaska	--	0.0%
<b>Community Population</b>		
No Response	--	0.0%
Under 2,000	3	11.1%
Between 2,000 and 35,000	19	70.3%
Over 35,000	5	18.5%

---

**Evaluation of Judge Dennis P. Cummings:  
Peace and Probation Officers**

**Summary of Findings**

Judge Dennis P. Cummings was evaluated by 21 Peace and Probation Officers who reported having direct professional experience with the judge. The mean score on *overall evaluation* was 3.9. The highest mean scores were obtained on *integrity* and *diligence* (4.0) and the lowest mean score was obtained on *judicial temperament* (3.7). Details are presented in the two tables that follow.

	Poor		Deficient		Accept		Good		Excellent		Mean
	N	%	N	%	N	%	N	%	N	%	
<b>Impartiality/Fairness</b>	--	0.0%	2	9.5%	6	28.5%	8	38.0%	5	23.8%	3.8
<b>Integrity</b>	--	0.0%	1	4.7%	6	28.5%	5	23.8%	9	42.8%	4.0
<b>Judicial Temperament</b>	1	5.0%	2	10.0%	4	20.0%	9	45.0%	4	20.0%	3.7
<b>Diligence</b>	--	0.0%	2	10.0%	4	20.0%	7	35.0%	7	35.0%	4.0
<b>Overall Evaluation</b>	--	0.0%	2	9.5%	4	19.0%	9	42.8%	6	28.5%	3.9

Note: Ratings for only those respondents who reported direct professional experience with the judge.

**Judge Dennis P. Cummings: Detailed Information Responses  
Peace and Probation Officers**

	<b>Impartiality/ Fairness</b>		<b>Integrity</b>		<b>Judicial Temperament</b>		<b>Diligence</b>		<b>Overall Evaluation</b>	
	Mean	N	Mean	N	Mean	N	Mean	N	Mean	N
<b>Basis for Evaluation</b>										
No Response	--	0	--	0	--	0	--	0	--	0
<b>Direct Professional</b>	<b>3.8</b>	<b>21</b>	<b>4.0</b>	<b>21</b>	<b>3.7</b>	<b>20</b>	<b>4.0</b>	<b>20</b>	<b>3.9</b>	<b>21</b>
Professional Reputation	3.5	6	3.7	6	3.5	6	3.7	6	3.3	6
Other Personal Contacts	--	0	--	0	--	0	--	0	--	0
<b>Type of Work</b>										
No Response	--	0	--	0	--	0	--	0	--	0
State Law Enforcement Officer	3.5	15	3.9	15	3.4	14	3.8	14	3.7	15
Municipal/Borough Law Enforcement Officer	--	0	--	0	--	0	--	0	--	0
Village Public Safety Officer (VSPO)	--	0	--	0	--	0	--	0	--	0
Probation/Parole Officer	4.3	6	4.3	6	4.2	6	4.3	6	4.3	6
Other	--	0	--	0	--	0	--	0	--	0
<b>Years</b>										
No Response	--	0	--	0	--	0	--	0	--	0
5 Years or fewer	3.9	10	4.1	10	3.7	10	4.0	10	4.0	10
6 to 10 years	3.4	7	4.1	7	3.6	7	3.8	6	3.7	7
11 to 15 years	4.0	1	3.0	1	--	0	4.0	1	4.0	1
16 to 20 years	5.0	1	5.0	1	4.0	1	5.0	1	5.0	1
21 years or more	3.5	2	3.5	2	3.5	2	3.5	2	3.5	2
<b>Gender</b>										
No Response	4.0	1	5.0	1	2.0	1	4.0	1	4.0	1
Male	3.7	18	3.9	18	3.6	17	3.9	17	3.8	18
Female	4.5	2	4.5	2	4.5	2	4.5	2	4.5	2
<b>Location of Practice</b>										
No Response	--	0	--	0	--	0	--	0	--	0
First District	--	0	--	0	--	0	--	0	--	0
Second District	--	0	--	0	--	0	--	0	--	0
Third District	3.3	3	3.3	3	3.0	2	3.3	3	3.3	3
Fourth District	3.8	18	4.2	18	3.7	18	4.1	17	4.0	18
Outside of Alaska	--	0	--	0	--	0	--	0	--	0
<b>Community Population</b>										
No Response	--	0	--	0	--	0	--	0	--	0
Under 2,000	3.0	1	3.0	1	3.0	1	3.0	1	3.0	1
Between 2,000 and 35,000	3.9	16	4.2	16	3.8	16	4.1	16	4.1	16
Over 35,000	3.5	4	3.8	4	3.3	3	3.3	3	3.5	4

Note: Ratings for only those respondents who reported direct professional experience with the judge.

**39. DISTRICT COURT JUDGE DENNIS P. CUMMINGS**

**C. Social Workers, Guardians ad Litem, and CASA Volunteers**

**Demographic Description (N=1)**

	<b>N</b>	<b>%</b>
<b>Type of Work</b>		
No Response	--	0.0%
Social Worker	1	100.0%
Guardian Ad Litem	--	0.0%
CASA Volunteer	--	0.0%
Other	--	0.0%
<b>Length of Alaska Experience</b>		
No Response	--	0.0%
5 Years or fewer	--	0.0%
6 to 10 years	--	0.0%
11 to 15 years	1	100.0%
16 to 20 years	--	0.0%
21 years or more	--	0.0%
<b>Gender</b>		
No Response	--	0.0%
Male	--	0.0%
Female	1	100.0%
<b>Location of Practice</b>		
No Response	--	0.0%
First District	--	0.0%
Second District	--	0.0%
Third District	--	0.0%
Fourth District	1	100.0%
Outside of Alaska	--	0.0%
<b>Community Population</b>		
No Response	--	0.0%
Under 2,000	--	0.0%
Between 2,000 and 35,000	1	100.0%
Over 35,000	--	0.0%

**Evaluation of Judge Dennis P. Cummings:  
Social Workers, Guardians ad Litem, and CASA Volunteers**

**Summary of Findings**

Judge Dennis P. Cummings was not evaluated by any Social Workers, Guardians ad Litem, and CASA Volunteers who reported having direct professional experience with this judge.

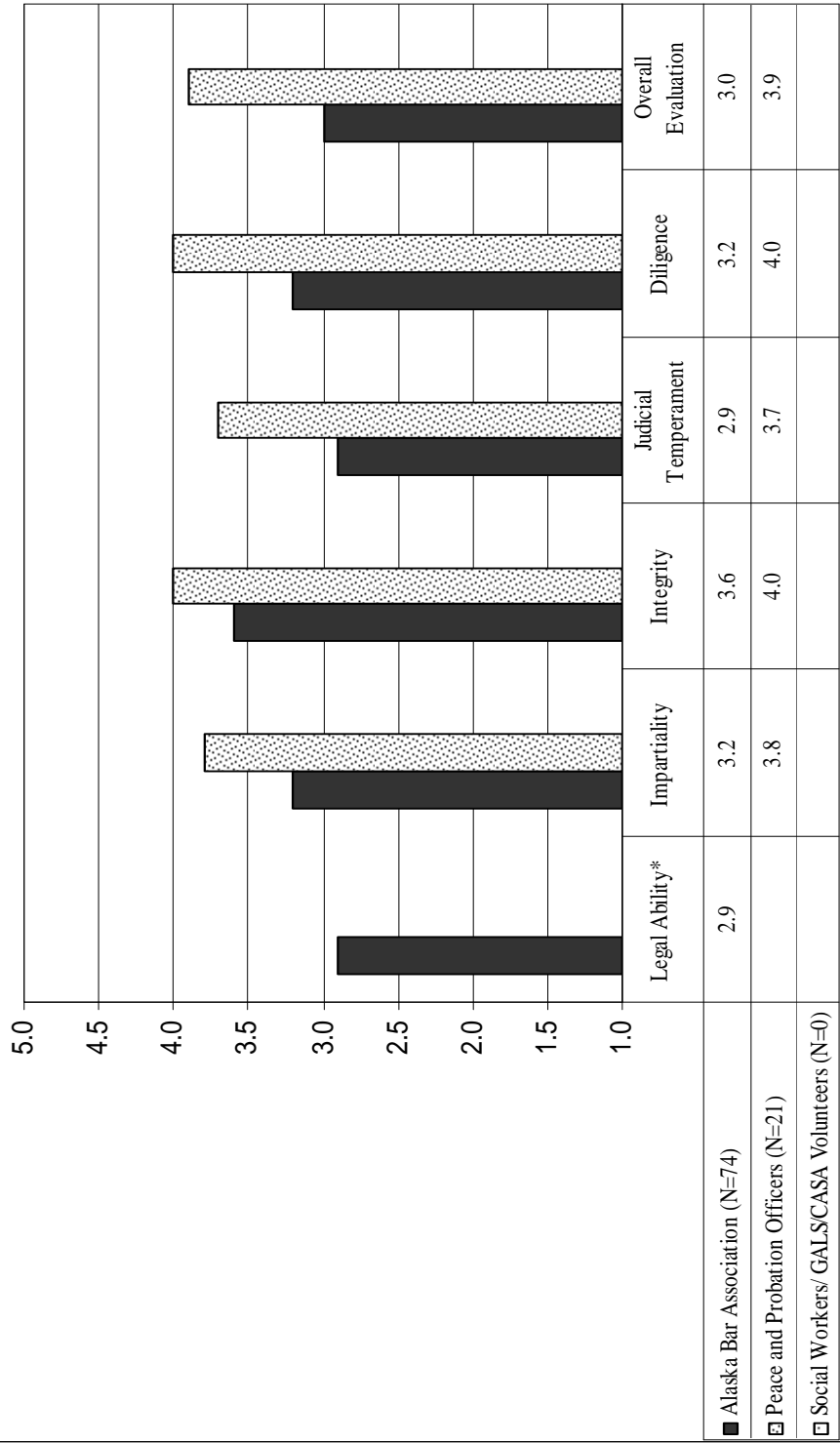
**Judge Dennis P. Cummings: Detailed Information Responses  
Social Workers, Guardians ad Litem, and CASA Volunteers**

	<b>Impartiality/ Fairness</b>		<b>Integrity</b>		<b>Judicial Temperament</b>		<b>Diligence</b>		<b>Overall Evaluation</b>	
	Mean	N	Mean	N	Mean	N	Mean	N	Mean	N
<b>Basis for Evaluation</b>										
No Response	4.0	1	4.0	1	4.0	1	4.0	1	4.0	1
Direct Professional	--	0	--	0	--	0	--	0	--	0
Professional Reputation	--	0	--	0	--	0	--	0	--	0
Other Personal Contacts	--	0	--	0	--	0	--	0	--	0



## District Court Judge Dennis P. Cummings

*Average Ratings from All Groups Surveyed*



\*Legal Ability items are only completed by Alaska Bar Association members.

**40. DISTRICT COURT JUDGE RAYMOND FUNK**

**A. Alaska Bar Association**

**Demographic Description (N=182)**

		<b>N</b>	<b>%</b>
<b>Type of Practice</b>			
	No Response	6	3.2%
	Private, Solo	38	20.8%
	Private, 2-5 Attorneys	34	18.6%
	Private, 6+ Attorneys	18	9.8%
	Private, Corporate Employee	4	2.1%
	Judge or Judicial Officer	40	21.9%
	Government	34	18.6%
	Public Service Agency or Organization (Not Govt)	2	1.0%
	Retired	6	3.2%
	Other	--	0.0%
<b>Length of Alaska Practice</b>			
	No Response	8	4.3%
	5 Years or fewer	9	4.9%
	6 to 10 years	12	6.5%
	11 to 15 years	16	8.7%
	16 to 20 years	28	15.3%
	21 years or more	109	59.8%
<b>Gender</b>			
	No Response	8	4.3%
	Male	121	66.4%
	Female	53	29.1%
<b>Cases Handled</b>			
	No Response	7	3.8%
	Prosecution	8	4.3%
	Mainly Criminal	10	5.4%
	Mixed Criminal & Civil	63	34.6%
	Mainly Civil	85	46.7%
	Other	9	4.9%
<b>Location of Practice</b>			
	No Response	5	2.7%
	First District	15	8.2%
	Second District	3	1.6%
	Third District	93	51.0%
	Fourth District	61	33.5%
	Outside of Alaska	5	2.7%

**Evaluation of Judge Raymond Funk:  
Alaska Bar Association Members**

**Summary of Findings**

Judge Raymond Funk was evaluated by 155 Alaska Bar Association members who reported having direct professional experience with the judge. The mean score on *overall evaluation* was 4.3. The highest mean score was obtained on *integrity* (4.5) and the lowest mean score was obtained on *judicial temperament* (4.2). Details are presented in the two tables that follow.

	Poor		Deficient		Accept		Good		Excellent		Mean
	N	%	N	%	N	%	N	%	N	%	
<b>Legal Ability</b>	2	1.2%	4	2.5%	16	10.3%	53	34.1%	80	51.6%	4.3
<b>Impartiality\Fairness</b>	1	0.6%	7	4.5%	21	13.5%	38	24.5%	88	56.7%	4.3
<b>Integrity</b>	1	0.6%	4	2.6%	14	9.1%	34	22.2%	100	65.3%	4.5
<b>Judicial Temperament</b>	6	3.9%	5	3.2%	17	11.1%	49	32.0%	76	49.6%	4.2
<b>Diligence</b>	4	2.6%	1	0.6%	20	13.4%	47	31.5%	77	51.6%	4.3
<b>Overall Evaluation</b>	1	0.6%	6	3.9%	15	9.8%	47	30.9%	83	54.6%	4.3

Note: Ratings for only those respondents who reported direct professional experience with the judge.

**Judge Raymond Funk: Detailed Information Responses  
Alaska Bar Association Members**

	Legal Ability		Impartiality/ Fairness		Integrity		Judicial Temperament		Diligence		Overall Evaluation	
	Mean	N	Mean	N	Mean	N	Mean	N	Mean	N	Mean	N
<b>Basis for Evaluation</b>												
No Response	4.5	2	4.5	2	4.5	2	5.0	2	5.0	2	4.5	2
<b>Direct Professional</b>	<b>4.3</b>	<b>155</b>	<b>4.3</b>	<b>155</b>	<b>4.5</b>	<b>153</b>	<b>4.2</b>	<b>153</b>	<b>4.3</b>	<b>149</b>	<b>4.3</b>	<b>152</b>
Professional Reputation	4.3	19	4.4	19	4.6	19	4.3	19	4.2	19	4.3	20
Other Personal Contacts	4.2	5	4.6	5	4.8	5	4.6	5	4.7	3	4.6	5
<b>Type of Practice</b>												
No Response	3.8	6	3.8	6	4.2	6	3.8	6	3.8	6	3.8	5
Private, Solo	4.2	33	4.2	33	4.4	33	4.0	32	4.2	32	4.2	33
Private, 2-5 Attorneys	4.3	34	4.3	34	4.4	33	4.1	33	4.3	34	4.3	33
Private, 6+ Attorneys	4.3	14	4.4	14	4.6	14	4.5	14	4.4	14	4.5	14
Private, Corporate Employee	4.5	2	4.5	2	5.0	2	4.5	2	4.5	2	4.5	2
Judge or Judicial Officer	4.6	36	4.7	36	4.7	36	4.5	36	4.5	32	4.7	35
Government	4.2	24	4.1	24	4.3	23	4.1	24	4.1	23	4.2	24
Public Service Agency or Organization (Not Govt)	3.0	1	3.0	1	3.0	1	2.0	1	3.0	1	3.0	1
Retired	4.8	5	4.6	5	4.8	5	4.6	5	4.8	5	4.8	5
Other	--	0	--	0	--	0	--	0	--	0	--	0
<b>Years of Practice in Alaska</b>												
No Response	4.0	7	4.0	7	4.3	7	4.0	7	4.0	7	3.8	6
5 Years or fewer	4.1	8	3.8	8	4.4	8	3.9	8	4.4	8	4.3	8
6 to 10 years	4.4	12	4.5	12	4.6	12	4.2	12	4.3	12	4.4	12
11 to 15 years	4.1	15	4.1	15	4.1	15	3.9	15	4.0	15	4.1	15
16 to 20 years	4.2	21	4.4	21	4.6	20	4.4	20	4.4	19	4.3	21
21 years or more	4.4	92	4.4	92	4.5	91	4.3	91	4.3	88	4.4	90
<b>Gender</b>												
No Response	4.1	8	4.1	8	4.4	8	4.1	8	4.1	8	4.1	7
Male	4.3	106	4.4	106	4.6	105	4.3	105	4.3	101	4.4	104
Female	4.3	41	4.1	41	4.3	40	4.1	40	4.3	40	4.2	41
<b>Cases Handled</b>												
No Response	3.8	6	3.8	6	4.2	6	4.0	6	3.8	5	3.8	5
Prosecution	3.5	6	3.7	6	4.0	6	4.0	6	4.0	6	3.8	6
Mainly Criminal	3.8	10	4.0	10	4.2	10	3.8	10	3.9	10	4.0	10
Mixed Criminal & Civil	4.4	58	4.4	58	4.5	58	4.1	58	4.3	56	4.4	57
Mainly Civil	4.4	68	4.4	68	4.6	66	4.4	67	4.4	67	4.5	67
Other	4.4	7	4.6	7	4.7	7	4.3	6	4.0	5	4.4	7
<b>Location of Practice</b>												
No Response	4.0	5	4.0	5	4.4	5	4.0	5	4.0	5	4.0	4
First District	4.9	15	4.9	15	4.9	15	4.7	15	4.8	14	4.8	15
Second District	4.0	3	4.0	3	4.0	3	3.3	3	3.0	2	4.0	3
Third District	4.4	73	4.4	73	4.5	73	4.4	71	4.4	71	4.4	73
Fourth District	4.1	55	4.1	55	4.4	53	3.8	55	4.1	53	4.1	53
Outside of Alaska	4.8	4	4.5	4	4.8	4	4.8	4	4.8	4	4.8	4

Note: Ratings for only those respondents who reported direct professional experience with the judge.

**40. DISTRICT COURT JUDGE RAYMOND FUNK**

**B. Peace and Probation Officers**

**Demographic Description (N=53)**

---

	<b>N</b>	<b>%</b>
<b>Type of Work</b>		
No Response	--	0.0%
State Law Enforcement Officer	15	38.4%
Municipal/Borough Law Enforcement Officer	16	41.0%
Village Public Safety Officer (VSPO)	1	2.5%
Probation/Parole Officer	6	15.3%
Other	1	2.5%
<b>Length of Alaska Experience</b>		
No Response	--	0.0%
5 Years or fewer	14	35.8%
6 to 10 years	9	23.0%
11 to 15 years	9	23.0%
16 to 20 years	5	12.8%
21 years or more	2	5.1%
<b>Gender</b>		
No Response	--	0.0%
Male	31	79.4%
Female	8	20.5%
<b>Location of Practice</b>		
No Response	--	0.0%
First District	1	2.5%
Second District	1	2.5%
Third District	1	2.5%
Fourth District	36	92.3%
Outside of Alaska	--	0.0%
<b>Community Population</b>		
No Response	--	0.0%
Under 2,000	3	7.6%
Between 2,000 and 35,000	9	23.0%
Over 35,000	27	69.2%

---

**Evaluation of Judge Raymond Funk:  
Peace and Probation Officers**

**Summary of Findings**

Judge Raymond Funk was evaluated by 35 Peace and Probation Officers who reported having direct professional experience with the judge. The mean score on *overall evaluation* was 4.5. The highest mean scores were obtained on *impartiality/fairness* and *integrity* (4.5) and the lowest mean scores were obtained on *judicial temperament* and *diligence* (4.4). Details are presented in the two tables that follow.

	Poor		Deficient		Accept		Good		Excellent		Mean
	N	%	N	%	N	%	N	%	N	%	
<b>Impartiality/Fairness</b>	--	0.0%	1	2.8%	5	14.2%	5	14.2%	24	68.5%	4.5
<b>Integrity</b>	--	0.0%	--	0.0%	4	12.1%	7	21.2%	22	66.6%	4.5
<b>Judicial Temperament</b>	--	0.0%	--	0.0%	6	17.1%	8	22.8%	21	60.0%	4.4
<b>Diligence</b>	--	0.0%	1	3.0%	5	15.1%	7	21.2%	20	60.6%	4.4
<b>Overall Evaluation</b>	--	0.0%	--	0.0%	6	17.1%	7	20.0%	22	62.8%	4.5

Note: Ratings for only those respondents who reported direct professional experience with the judge.

## Judge Raymond Funk: Detailed Information Responses Peace and Probation Officers

	Impartiality/ Fairness		Integrity		Judicial Temperament		Diligence		Overall Evaluation	
	Mean	N	Mean	N	Mean	N	Mean	N	Mean	N
<b>Basis for Evaluation</b>										
No Response	5.0	2	5.0	2	5.0	2	4.5	2	5.0	2
<b>Direct Professional</b>	<b>4.5</b>	<b>35</b>	<b>4.5</b>	<b>33</b>	<b>4.4</b>	<b>35</b>	<b>4.4</b>	<b>33</b>	<b>4.5</b>	<b>35</b>
Professional Reputation	4.0	2	4.0	2	4.0	2	4.0	2	4.0	2
Other Personal Contacts	--	0	--	0	--	0	--	0	--	0
<b>Type of Work</b>										
No Response	--	0	--	0	--	0	--	0	--	0
State Law Enforcement Officer	4.6	14	4.6	13	4.6	14	4.4	13	4.6	14
Municipal/Borough Law Enforcement Officer	4.4	13	4.5	12	4.2	13	4.4	13	4.3	13
Village Public Safety Officer (VSPO)	3.0	1	3.0	1	3.0	1	3.0	1	3.0	1
Probation/Parole Officer	4.8	6	4.8	6	5.0	6	4.8	5	4.8	6
Other	4.0	1	4.0	1	3.0	1	4.0	1	4.0	1
<b>Years</b>										
No Response	--	0	--	0	--	0	--	0	--	0
5 Years or fewer	4.5	13	4.5	12	4.5	13	4.3	12	4.5	13
6 to 10 years	4.5	8	4.5	8	4.4	8	4.5	8	4.4	8
11 to 15 years	4.4	7	4.7	6	4.6	7	4.4	7	4.4	7
16 to 20 years	4.4	5	4.4	5	4.0	5	4.2	5	4.4	5
21 years or more	5.0	2	5.0	2	5.0	2	5.0	1	5.0	2
<b>Gender</b>										
No Response	--	0	--	0	--	0	--	0	--	0
Male	4.4	28	4.5	26	4.4	28	4.3	27	4.4	28
Female	4.7	7	4.6	7	4.4	7	4.7	6	4.6	7
<b>Location of Practice</b>										
No Response	--	0	--	0	--	0	--	0	--	0
First District	4.0	1	4.0	1	4.0	1	4.0	1	4.0	1
Second District	3.0	1	3.0	1	3.0	1	3.0	1	3.0	1
Third District	5.0	1	5.0	1	5.0	1	5.0	1	5.0	1
Fourth District	4.5	32	4.6	30	4.5	32	4.4	30	4.5	32
Outside of Alaska	--	0	--	0	--	0	--	0	--	0
<b>Community Population</b>										
No Response	--	0	--	0	--	0	--	0	--	0
Under 2,000	3.5	2	3.5	2	3.5	2	3.5	2	3.5	2
Between 2,000 and 35,000	4.4	7	4.3	7	4.1	7	4.4	7	4.3	7
Over 35,000	4.6	26	4.7	24	4.6	26	4.5	24	4.6	26

Note: Ratings for only those respondents who reported direct professional experience with the judge.

**40. DISTRICT COURT JUDGE RAYMOND FUNK**

**C. Social Workers, Guardians ad Litem, and CASA Volunteers**

**Demographic Description (N=3)**

	N	%
<b>Type of Work</b>		
No Response	--	0.0%
Social Worker	1	33.3%
Guardian Ad Litem	1	33.3%
CASA Volunteer	1	33.3%
Other	--	0.0%
<b>Length of Alaska Experience</b>		
No Response	--	0.0%
5 Years or fewer	2	66.6%
6 to 10 years	--	0.0%
11 to 15 years	--	0.0%
16 to 20 years	1	33.3%
21 years or more	--	0.0%
<b>Gender</b>		
No Response	--	0.0%
Male	1	33.3%
Female	2	66.6%
<b>Location of Practice</b>		
No Response	--	0.0%
First District	--	0.0%
Second District	--	0.0%
Third District	--	0.0%
Fourth District	3	100.0%
Outside of Alaska	--	0.0%
<b>Community Population</b>		
No Response	--	0.0%
Under 2,000	--	0.0%
Between 2,000 and 35,000	1	33.3%
Over 35,000	2	66.6%



**Evaluation of Judge Raymond Funk:  
Social Workers, Guardians ad Litem, and CASA Volunteers**

**Summary of Findings**

Judge Raymond Funk was evaluated by 2 Social Workers, Guardians ad Litem, and CASA Volunteers who reported having direct professional experience with the judge. The mean score on *overall evaluation* was 4.5. All categories obtained a mean score of 4.5. Details are presented in the two tables that follow.

	Poor		Deficient		Accept		Good		Excellent		Mean
	N	%	N	%	N	%	N	%	N	%	
<b>Impartiality/Fairness</b>	--	0.0%	--	0.0%	--	0.0%	1	50.0%	1	50.0%	4.5
<b>Integrity</b>	--	0.0%	--	0.0%	--	0.0%	1	50.0%	1	50.0%	4.5
<b>Judicial Temperament</b>	--	0.0%	--	0.0%	--	0.0%	1	50.0%	1	50.0%	4.5
<b>Diligence</b>	--	0.0%	--	0.0%	--	0.0%	1	50.0%	1	50.0%	4.5
<b>Overall Evaluation</b>	--	0.0%	--	0.0%	--	0.0%	1	50.0%	1	50.0%	4.5

Note: Ratings for only those respondents who reported direct professional experience with the judge.

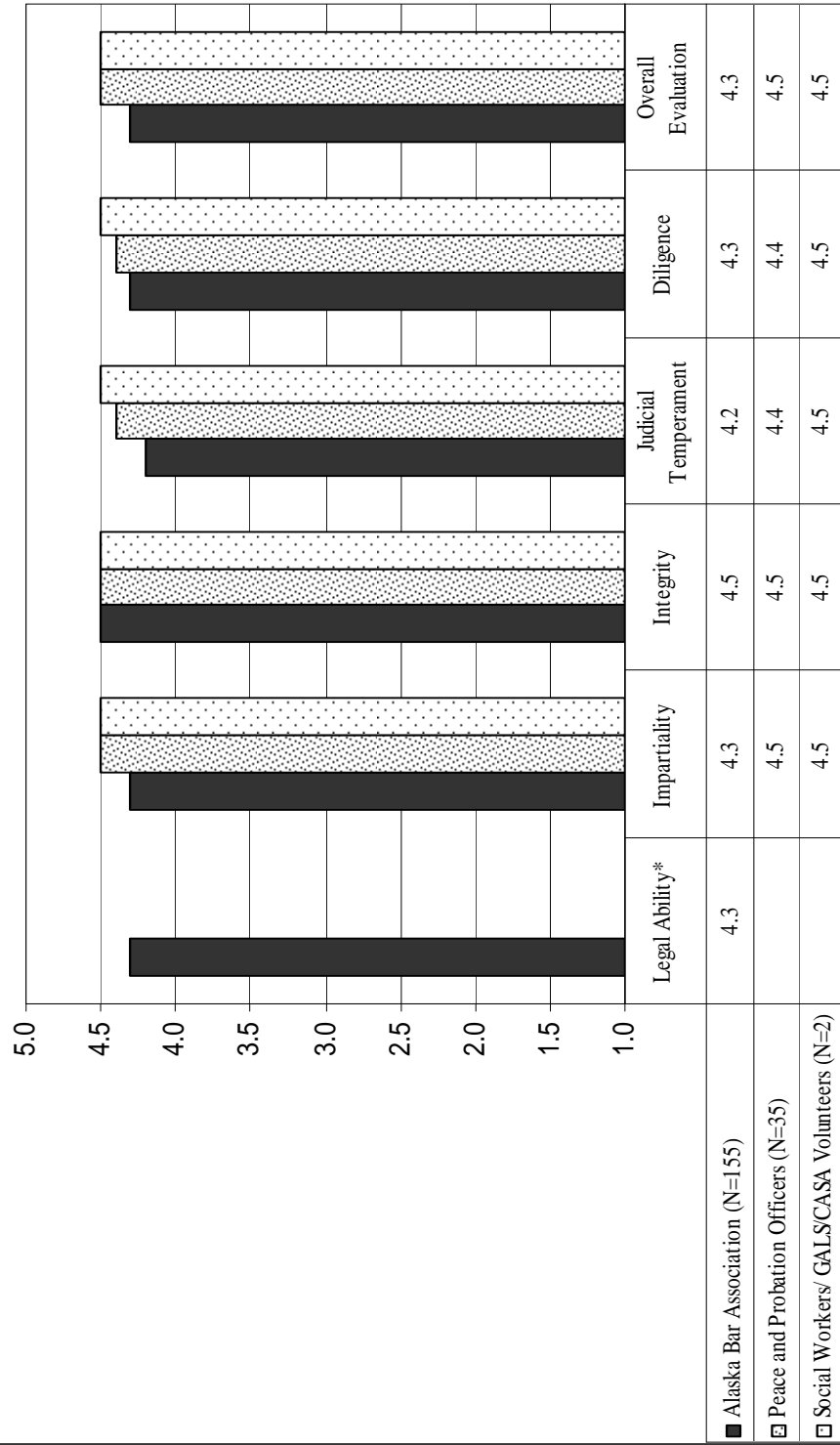
**Judge Raymond Funk: Detailed Information Responses  
Social Workers, Guardians ad Litem, and CASA Volunteers**

	Impartiality/ Fairness		Integrity		Judicial Temperament		Diligence		Overall Evaluation	
	Mean	N	Mean	N	Mean	N	Mean	N	Mean	N
<b>Basis for Evaluation</b>										
No Response	5.0	1	5.0	1	5.0	1	5.0	1	5.0	1
<b>Direct Professional</b>	<b>4.5</b>	<b>2</b>	<b>4.5</b>	<b>2</b>	<b>4.5</b>	<b>2</b>	<b>4.5</b>	<b>2</b>	<b>4.5</b>	<b>2</b>
Professional Reputation	--	0	--	0	--	0	--	0	--	0
Other Personal Contacts	--	0	--	0	--	0	--	0	--	0
<b>Type of Work</b>										
No Response	--	0	--	0	--	0	--	0	--	0
Social Worker	5.0	1	5.0	1	5.0	1	5.0	1	5.0	1
Guardian Ad Litem	--	0	--	0	--	0	--	0	--	0
CASA Volunteer	4.0	1	4.0	1	4.0	1	4.0	1	4.0	1
Other	--	0	--	0	--	0	--	0	--	0
<b>Years</b>										
No Response	--	0	--	0	--	0	--	0	--	0
5 Years or fewer	4.0	1	4.0	1	4.0	1	4.0	1	4.0	1
6 to 10 years	--	0	--	0	--	0	--	0	--	0
11 to 15 years	--	0	--	0	--	0	--	0	--	0
16 to 20 years	5.0	1	5.0	1	5.0	1	5.0	1	5.0	1
21 years or more	--	0	--	0	--	0	--	0	--	0
<b>Gender</b>										
No Response	--	0	--	0	--	0	--	0	--	0
Male	5.0	1	5.0	1	5.0	1	5.0	1	5.0	1
Female	4.0	1	4.0	1	4.0	1	4.0	1	4.0	1
<b>Location of Practice</b>										
No Response	--	0	--	0	--	0	--	0	--	0
First District	--	0	--	0	--	0	--	0	--	0
Second District	--	0	--	0	--	0	--	0	--	0
Third District	--	0	--	0	--	0	--	0	--	0
Fourth District	4.5	2	4.5	2	4.5	2	4.5	2	4.5	2
Outside of Alaska	--	0	--	0	--	0	--	0	--	0
<b>Community Population</b>										
No Response	--	0	--	0	--	0	--	0	--	0
Under 2,000	--	0	--	0	--	0	--	0	--	0
Between 2,000 and 35,000	--	0	--	0	--	0	--	0	--	0
Over 35,000	4.5	2	4.5	2	4.5	2	4.5	2	4.5	2

Note: Ratings for only those respondents who reported direct professional experience with the judge.

## District Court Judge Raymond Funk

*Average Ratings from All Groups Surveyed*



\*Legal Ability items are only completed by Alaska Bar Association members.