

Behavioral Health Research and Services

Alaska Judicial Council Retention Survey

Judges Eligible for Retention in 2006

Technical Report

June 7, 2006



Behavioral Health Research and Services (BHRS) is a research workgroup in the College of Arts and Sciences, University of Alaska Anchorage, dedicated to improving the behavioral and physical health of all members of our community. Our office is comprised of faculty, staff, and graduate and undergraduate students who conduct research, provide evaluation, and lead trainings and workshops for federal, state and municipal government agencies, non-profit organizations, and private enterprises. Our core staff members are:

Christiane Brems, Ph.D., ABPP, Professor and Co-Director
Mark E. Johnson, Ph.D., Professor and Co-Director

Staci Corey, M.S, Research Associate
Sarah Dewane, M.S., LPA, Project Manager
Gloria Eldridge, Ph.D., Research Associate Professor
Betsy King, B.A., Research Associate
Ginger Mongeau, B.B.A., Data Manager
Marcine Mullen, Business Manager
David Neal, M.S., Research Assistant Professor
Sherri Scott, M.S., LPA, Project Manager

We provide a variety of services that are helpful to care providers, administrators, and policy makers in the areas of mental health, substance abuse, physical health, and criminal justice. We pride ourselves in providing quality services in the following areas:

- Consumer Satisfaction Measurement
- Data Management
- Focus Groups and Key Informant Interviews
- Grant Writing Support
- Instrument Development
- Needs Assessment
- Program Evaluation
- Staff Satisfaction Assessment
- Statistical Consultation
- Technical Assistance
- Trainings and Workshops

(907) 561-2880 (phone)
(907) 561-2895 (fax)
aybhrr@uaa.alaska.edu
<http://bhrr.uaa.alaska.edu>



P.O. Box 241626
Anchorage, AK 99524-1626

Executive Summary

This report presents the results of the retention survey asking Alaska Bar Association members, Alaska peace and probation officers, social workers, guardians ad litem, and court appointed special advocate (CASA) volunteers for their evaluations of 18 Superior and 13 District Court Judges who will stand for retention in November 2006. In this survey, the Alaska Judicial Council asked all active and in-state inactive Alaska Bar Association members, and all Alaska peace and probation officers, social workers, guardians ad litem and CASA volunteers to evaluate these judges on the following characteristics: *Legal Ability, Impartiality, Integrity, Judicial Temperament, Diligence, and Overall Evaluation* (peace and probation officers, social workers, guardians ad litem and CASA volunteers did not rate on *Legal Ability*). Comments are provided by these individuals are included in a separate report.

Judges Standing for Retention

Table 1 presents the mean scores given by Alaska Bar Association members with direct professional experience with the 31 judges eligible for retention in 2006. Table 2 presents the mean scores given by peace and probation officers with direct professional experience with the same 31 judges. Table 3 presents the mean scores given by social workers, guardians ad litem, and CASA volunteers with direct professional experience with the same 31 judges. The following paragraphs summarize the findings.

Judge Joel Bolger was evaluated by 189 Alaska Bar Association members who reported having direct professional experience with the judge. The mean score on *overall evaluation* was 4.5. The highest mean score was obtained on *integrity* (4.6) and the lowest score was obtained on *legal ability* (4.4). There were 28 Peace and Probation Officers who reported having direct professional experience with the judge. The mean score on *overall evaluation* was 4.6. The highest mean score was obtained on *integrity* (4.7) and the lowest score was obtained on *impartiality/fairness* (4.4). There were five Social Workers, Guardians ad Litem, and CASA volunteers who reported having direct professional experience with the judge. The mean score on *overall evaluation* was 5.0. The highest mean scores were obtained on *integrity* (5.0), *judicial temperament* (5.0) and *diligence* (5.0) and the lowest score was obtained on *impartiality/fairness* (4.8).

Judge Harold M. Brown was evaluated by 312 Alaska Bar Association members who reported having direct professional experience with the judge. The mean score on *overall evaluation* was 3.7. The highest mean score was obtained on *integrity* (4.1) and the lowest score was obtained on *diligence* (3.6). There were 38 Peace and Probation Officers who reported having direct professional experience with the judge. The mean score on *overall evaluation* was 4.1. The highest mean score was obtained on *integrity* (4.5) and the lowest score was obtained on *diligence* (4.0). There were six Social Workers, Guardians Ad Litem, and CASA volunteers who reported having direct professional experience with the judge. The mean score on *overall evaluation* was 5.0. The highest mean scores were obtained on *impartiality/fairness* (5.0), *integrity* (5.0) and *diligence* (5.0) and the lowest score was obtained on *judicial temperament* (4.7).

Judge Leonard R. Devaney, III was evaluated by 101 Alaska Bar Association members who reported having direct professional experience with the judge. The mean score on *overall evaluation* was 3.4. The highest mean score was obtained on *integrity* (3.8) and the lowest score

was obtained on *legal ability* (3.2). There were 20 Peace and Probation Officers who reported having direct professional experience with the judge. The mean score on *overall evaluation* was 3.9. The highest mean score was obtained on *integrity* (4.1) and lowest score was obtained on *impartiality/fairness* (3.7). There were three Social Workers, Guardians Ad Litem, and CASA Volunteers who reported having direct professional experience with the judge. The mean score on *overall evaluation* was 3.3. The highest mean score was obtained on *integrity* (4.0) and the lowest scores were obtained on *impartiality/fairness* (3.0) and *judicial temperament* (3.0).

Judge Richard H. Erlich was evaluated by 190 Alaska Bar Association members who reported having direct professional experience with the judge. The mean score on *overall evaluation* was 3.9. The highest mean score was obtained on *integrity* (4.3) and the lowest score was obtained on *legal ability* (3.6). There were 18 Peace and Probation Officers who reported having direct professional experience with the judge. The mean score on *overall evaluation* was 3.1. The highest mean score was obtained on *integrity* (3.7) and the lowest score was obtained on *impartiality/fairness* (3.1). There was one Guardian Ad Litem who reported having direct professional experience with the judge. The mean score on *overall evaluation* was 5.0. The highest mean scores were obtained on *impartiality/fairness* (5.0), *integrity* (5.0) and *diligence* (5.0) and the lowest score was obtained on *judicial temperament* (4.0).

Judge Ben Esch was evaluated by 249 Alaska Bar Association members who reported having direct professional experience with the judge. The mean score on *overall evaluation* was 4.1. The highest mean score was obtained on *integrity* (4.4) and the lowest score was obtained on *legal ability* (4.0). There was one Guardian Ad Litem who reported having direct professional experience with the judge. The mean score on *overall evaluation* was 5.0. The highest mean scores were obtained on *integrity* (5.0) and *diligence* (5.0) and the lowest scores were obtained on *impartiality/fairness* (4.0) and *judicial temperament* (4.0).

Judge Charles T. Huguelet was evaluated by 166 Alaska Bar Association members who reported having direct professional experience with the judge. The mean score on *overall evaluation* was 3.7. The highest mean score was obtained on *integrity* (4.2) and the lowest score was obtained on *legal ability* (3.6). There were 25 Peace and Probation Officers who reported having direct professional experience with the judge. The mean score on *overall evaluation* was 3.5. The highest mean score was obtained on *integrity* (4.0) and the lowest scores were obtained on *impartiality/fairness* (3.4) and *diligence* (3.4). There were 11 Social Workers, Guardians Ad Litem, and CASA volunteers who reported having direct professional experience with the judge. The mean score on *overall evaluation* was 4.6. The highest mean scores were obtained on *integrity* (4.5), *judicial temperament* (4.5) and *diligence* (4.5) and the lowest score was obtained on *impartiality/fairness* (4.4).

Judge Peter A. Michalski was evaluated by 585 Alaska Bar Association members who reported having direct professional experience with the judge. The mean score on *overall evaluation* was 4.1. The highest mean score was obtained on *integrity* (4.4) and the lowest scores were obtained on *legal ability* (4.0) and *diligence* (4.0). There were 25 Peace and Probation Officers who reported having direct professional experience with the judge. The mean score on *overall evaluation* was 4.0. The highest mean scores were obtained on *integrity* (4.2), *judicial temperament* (4.2) and *diligence* (4.2) and the lowest score was obtained on *impartiality/fairness* (4.1). There were 19 Social Workers, Guardians ad Litem and CASA volunteers who reported having direct professional experience with the judge. The mean score on *overall evaluation* was

4.4. The highest mean score was obtained on *integrity* (4.6) and the lowest score was obtained on *judicial temperament* (4.3)..

Judge William F. Morse was evaluated by 371 Alaska Bar Association members who reported having direct professional experience with the judge. The mean score on *overall evaluation* was 3.5. The highest mean score was obtained on *integrity* (4.0) and the lowest score was obtained on *judicial temperament* (3.2). There were three Peace and Probation Officers who reported having direct professional experience with the judge. The mean score on *overall evaluation* was 4.7. This judge obtained ratings of 4.7 in all areas. There were 12 Social Workers, Guardians Ad Litem, and CASA volunteers who reported having direct professional experience with the judge. The mean score on *overall evaluation* was 3.9. The highest mean score was obtained on *diligence* (4.1) and the lowest score was obtained on *judicial temperament* (3.4).

Judge Randy M. Olsen was evaluated by 169 Alaska Bar Association members who reported having direct professional experience with the judge. The mean score on *overall evaluation* was 4.1. The highest mean score was obtained on *integrity* (4.4) and the lowest score was obtained on *legal ability* (3.8). There were 25 Peace and Probation Officers who reported having direct professional experience with the judge. The mean score on *overall evaluation* was 3.5. The highest mean score was obtained on *judicial temperament* (3.9) and lowest score was obtained on *diligence* (3.5). There were nine Social Workers, Guardians Ad Litem, and CASA Volunteers who reported having direct professional experience with the judge. The mean score on *overall evaluation* was 4.8. The highest mean score was obtained on *integrity* (4.9) and the lowest score was obtained on *diligence* (4.7).

Judge Eric Smith was evaluated by 292 Alaska Bar Association members who reported having direct professional experience with the judge. The mean score on *overall evaluation* was 4.1. The highest mean score was obtained on *integrity* (4.3) and the lowest scores were obtained on *impartiality/fairness* (4.1) and *judicial temperament* (4.1). There were 41 Peace and Probation Officers who reported having direct professional experience with the judge. The mean score on *overall evaluation* was 3.9. The highest mean score was obtained on *integrity* (4.2) and the lowest scores were obtained on *impartiality/fairness* (3.9) and *judicial temperament* (3.9). There was one Guardian Ad Litem who reported having direct professional experience with the judge. The mean score on *overall evaluation* was 4.0. The highest mean scores were obtained on *impartiality/fairness* (5.0), *integrity* (5.0), and *judicial temperament* (5.0) and the lowest score was obtained on *diligence* (3.0).

Judge John Suddock was evaluated by 366 Alaska Bar Association members who reported having direct professional experience with the judge. The mean score on *overall evaluation* was 3.9. The highest mean score was obtained on *integrity* (4.2) and the lowest scores were obtained on *impartiality/fairness* (3.9) and *judicial temperament* (3.9). There were 10 Peace and Probation Officers who reported having direct professional experience with the judge. The mean score on *overall evaluation* was 3.6. The highest mean score was obtained on *diligence* (3.9) and the lowest score was obtained on *judicial temperament* (3.7). There were 11 Social Workers, Guardians Ad Litem, and CASA volunteers who reported having direct professional experience with the judge. The mean score on *overall evaluation* was 4.4. The highest mean scores were obtained on *impartiality/fairness* (4.4) and *integrity* (4.4) and the lowest score was obtained on *judicial temperament* (4.2).

Judge Sen K. Tan was evaluated by 531 Alaska Bar Association members who reported having direct professional experience with the judge. The mean score on *overall evaluation* was 4.3. The highest mean score was obtained on *integrity* (4.6) and the lowest score was obtained on *diligence* (4.2). There were 11 Peace and Probation Officers who reported having direct professional experience with the judge. The mean score on *overall evaluation* was 3.7. The highest mean score was obtained on *integrity* (4.0) and the lowest score was obtained on *judicial temperament* (3.6). There were 14 Social Workers, Guardians Ad Litem, and CASA volunteers who reported having direct professional experience with the judge. The mean score on *overall evaluation* was 3.9. The highest mean score was obtained on *integrity* (4.1) and *diligence* (4.1) and the lowest score was obtained on *judicial temperament* (3.6).

Judge Fred Torrisi was evaluated by 196 Alaska Bar Association members who reported having direct professional experience with the judge. The mean score on *overall evaluation* was 4.3. The highest mean score was obtained on *integrity* (4.5) and the lowest score was obtained on *legal ability* (4.2). There were nine Peace and Probation Officers who reported having direct professional experience with the judge. The mean score on *overall evaluation* was 4.1. The highest mean score was obtained on *diligence* (4.3) and the lowest score was obtained on *impartiality/fairness* (4.0). There were three Social Workers, Guardians Ad Litem, and CASA volunteers who reported having direct professional experience with the judge. The mean score on *overall evaluation* was 4.3. The highest mean score was obtained on *impartiality/fairness* (5.0) and the lowest scores were obtained on *judicial temperament* (4.3) and *diligence* (4.3). Details are present in the two tables that follow..

Judge Philip R. Volland was evaluated by 324 Alaska Bar Association members who reported having direct professional experience with the judge. The mean score on *overall evaluation* was 4.5. The highest mean scores were obtained on *integrity* (4.5) and *diligence* (4.5) and the lowest scores were obtained on *legal ability* (4.4), *impartiality/fairness* (4.4) and *judicial temperament* (4.4). There were 28 Peace and Probation Officers who reported having direct professional experience with the judge. The mean score on *overall evaluation* was 4.3. The highest mean scores were obtained on *integrity* (4.3) and *diligence* (4.3) and the lowest score was obtained on *judicial temperament* (4.1). There were six Social Workers, Guardians Ad Litem, and CASA volunteers who reported having direct professional experience with the judge. The mean score on *overall evaluation* was 3.0. The highest mean score was obtained on *integrity* (3.2) and the lowest score was obtained on *diligence* (2.8).

Judge Larry Weeks was evaluated by 346 Alaska Bar Association members who reported having direct professional experience with the judge. The mean score on *overall evaluation* was 4.5. The highest mean score was obtained on *integrity* (4.7) and the lowest scores were obtained on *legal ability* (4.4) and *impartiality/fairness* (4.4). There were 51 Police and Probation Officers who reported having direct professional experience with the judge. The mean score on *overall evaluation* was 4.5. The highest mean score was obtained on *integrity* (4.6) and the lowest score was obtained on *judicial temperament* (4.3). There were 12 Social Workers, Guardians ad Litem, and CASA volunteers who reported having direct professional experience with the judge. The mean score on *overall evaluation* was 5.0. The highest mean score was obtained on *integrity* (5.0) and the lowest score was obtained on *diligence* (4.8).

Judge Michael L. Wolverton was evaluated by 376 Alaska Bar Association members who reported having direct professional experience with the judge. The mean score on *overall evaluation* was 4.2. The highest mean score was obtained on *integrity* (4.4) and the lowest

scores were obtained on *legal ability* (4.0) and *diligence* (4.0). There were 57 Peace and Probation Officers who reported having direct professional experience with the judge. The mean score on *overall evaluation* was 3.6. The highest mean score was obtained on *integrity* (3.9) and the lowest scores were obtained on *impartiality/fairness* (3.6), *judicial temperament* (3.6) and *diligence* (3.6). There were two Social Workers, Guardians Ad Litem, and CASA volunteers who reported having direct professional experience with the judge. The mean score on *overall evaluation* was 4.0. The highest mean scores were obtained on *impartiality/fairness* (4.0), *integrity* (4.0) and *diligence* (4.0) and the lowest score was obtained on *judicial temperament* (3.5).

Judge Mark I. Wood was evaluated by 220 Alaska Bar Association members who reported having direct professional experience with the judge. The mean score on *overall evaluation* was 4.2. The highest mean score was obtained on *integrity* (4.4) and the lowest score was obtained on *impartiality/fairness* (4.1). There were 38 Peace and Probation Officers who reported having direct professional experience with the judge. The mean score on *overall evaluation* was 4.1. The highest mean score was obtained on *integrity* (4.4) and all the other areas obtained a score of 4.1. There were seven Social Workers, Guardians Ad Litem, and CASA Volunteers who reported having direct professional experience with the judge. The mean score on *overall evaluation* was 3.9. The highest mean score was obtained on *diligence* (4.0) and the lowest scores were obtained on *impartiality/fairness* (3.7) and *judicial temperament* (3.7).

Judge Larry Zervos was evaluated by 218 Alaska Bar Association members who reported having direct professional experience with the judge. The mean score on *overall evaluation* was 4.5. The highest mean score was obtained on *integrity* (4.7) and the lowest scores were obtained on *legal ability* (4.4) and *impartiality/fairness* (4.4). There were 31 Peace and Probation Officers who reported having direct professional experience with the judge. The mean score on *overall evaluation* was 3.8. The highest mean score was obtained on *integrity* (4.1) and the lowest score was obtained on *impartiality/fairness* (3.7). There were seven Social Workers, Guardians Ad Litem, and CASA volunteers who reported having direct professional experience with the judge. The mean score on *overall evaluation* was 4.9. The highest mean score was obtained on *integrity* (5.0) and all the other areas obtained a score of 4.9.

Judge Winston S. Burbank was evaluated by 144 Alaska Bar Association members who reported having direct professional experience with the judge. The mean score on *overall evaluation* was 4.4. The highest mean scores were obtained on *integrity* (4.5) and *judicial temperament* (4.5) and the lowest score was obtained on *legal ability* (4.2). There were 27 Peace and Probation Officers who reported having direct professional experience with the judge. The mean score on *overall evaluation* was 4.4. The highest mean scores were obtained on *integrity* (4.4) and *judicial temperament* (4.4) and the lowest score was obtained on *impartiality/fairness* (4.2). There were two Social Workers who reported having direct professional experience with the judge. The mean score on *overall evaluation* was 4.5. The highest mean scores were obtained on *impartiality/fairness* (5.0) and *integrity* (5.0) and the lowest scores were obtained on *judicial temperament* (4.5) and *diligence* (4.5).

Judge Brian K. Clark was evaluated by 184 Alaska Bar Association members who reported having direct professional experience with the judge. The mean score on *overall evaluation* was 4.3. The highest mean score was obtained on *integrity* (4.5) and the lowest score was obtained on *legal ability* (4.2). There were 30 Peace and Probation Officers who reported having direct professional experience with the judge. The mean score on *overall evaluation* was 4.5. The

highest mean score was obtained on *integrity* (4.6) and all other areas obtained a score of 4.5. There were no Social Workers, Guardians Ad Litem, or CASA volunteers who reported having direct professional experience with the judge.

Judge William L. Estelle was evaluated by 117 Alaska Bar Association members who reported having direct professional experience with the judge. The mean score on *overall evaluation* was 3.8. The highest mean score was obtained on *integrity* (4.0) and all the remaining areas obtained a score of 3.8. There were 31 Peace and Probation Officers who reported having direct professional experience with the judge. The mean score on *overall evaluation* was 3.7. The highest mean score was obtained on *integrity* (4.1) and lowest score was obtained on *judicial temperament* (3.5). There were no Social Workers, Guardians Ad Litem, or CASA volunteers who reported having direct professional experience with the judge.

Judge Gregory Louis Heath was evaluated by 60 Alaska Bar Association members who reported having direct professional experience with the judge. The mean score on *overall evaluation* was 4.1. The highest mean score was obtained on *integrity* (4.2) and the lowest score was obtained on *legal ability* (3.9). There were 22 Peace and Probation Officers who reported having direct professional experience with the judge. The mean score on *overall evaluation* was 3.9. The highest mean score was obtained on *integrity* (4.2) and the lowest scores were obtained on *impartiality/fairness* (3.9) and *diligence* (3.9). There were no Social Workers, Guardians Ad Litem, or CASA volunteers who reported having direct professional experience with the judge.

Judge Jane F. Kauver was evaluated by 174 Alaska Bar Association members who reported having direct professional experience with the judge. The mean score on *overall evaluation* was 3.9. The highest mean score was obtained on *integrity* (4.1) and the lowest score was obtained on *diligence* (3.6). There were 46 Peace and Probation Officers who reported having direct professional experience with the judge. The mean score on *overall evaluation* was 3.7. The highest mean score was obtained on *integrity* (3.9) and lowest score was obtained on *impartiality/fairness* (3.6). There were three Social Workers who reported having direct professional experience with the judge. The mean score on *overall evaluation* was 4.5. The highest mean score was obtained on *diligence* (4.0) and all the other areas obtained a score of 3.3.

Judge David S. Landry was evaluated by 81 Alaska Bar Association members who reported having direct professional experience with the judge. The mean score on *overall evaluation* was 3.8. The highest mean scores were obtained on *integrity* (4.1) and *judicial temperament* (4.1) and the lowest score was obtained on *legal ability* (3.7). There were 28 Peace and Probation Officers who reported having direct professional experience with the judge. The mean score on *overall evaluation* was 4.2. The highest mean score was obtained on *judicial temperament* (4.4) and lowest scores were obtained on *impartiality/fairness* (4.1) and *diligence* (4.1). There were six Social Workers and Guardians ad Litem who reported having direct professional experience with the judge. The mean score on *overall evaluation* was 5.0. All areas obtained a score of 5.0.

Judge John R. Lohff was evaluated by 326 Alaska Bar Association members who reported having direct professional experience with the judge. The mean score on *overall evaluation* was 4.1. The highest mean scores were obtained on *integrity* (4.2) and *judicial temperament* (4.2) and the lowest score was obtained on *legal ability* (3.9). There were 32 Peace and Probation Officers who reported having direct professional experience with the judge. The mean score on *overall evaluation* was 3.7. The highest mean score was obtained on *integrity* (3.8) and lowest

scores were obtained on *judicial temperament* (3.6) and *diligence* (3.6). There were two Social Workers, Guardians ad Litem, and CASA volunteers who reported having direct professional experience with the judge. The mean score on *overall evaluation* was 4.0. All areas obtained a score of 4.0.

Judge Kevin G. Miller was evaluated by 89 Alaska Bar Association members who reported having direct professional experience with the judge. The mean score on *overall evaluation* was 4.4. The highest mean score was obtained on *judicial temperament* (4.6) and the lowest score was obtained on *legal ability* (4.2). There were 25 Peace and Probation Officers who reported having direct professional experience with the judge. The mean score on *overall evaluation* was 4.8. The highest mean scores were obtained on *integrity* (4.7), *judicial temperament* (4.7) and *diligence* (4.7) and the lowest score was obtained on *impartiality/fairness* (4.6). There were two Social Workers, Guardians Ad Litem and CASA volunteers who reported having direct professional experience with the judge. The mean score on *overall evaluation* was 5.0. The rating obtained in all areas was 5.0.

Judge Gregory Motyka was evaluated by 295 Alaska Bar Association members who reported having direct professional experience with the judge. The mean score on *overall evaluation* was 4.2. The highest mean score was obtained on *integrity* (4.3) and the lowest scores were obtained on *legal ability* (4.1), *judicial temperament* (4.1) and *diligence* (4.1). There were 40 Peace and Probation Officers who reported having direct professional experience with the judge. The mean score on *overall evaluation* was 4.2. The highest mean score was obtained on *integrity* (4.3) and all the other areas obtained a score of 4.2. There were no Social Workers, Guardians Ad Litem, or CASA volunteers who reported having direct professional experience with the judge.

Judge Sigurd E. Murphy was evaluated by 471 Alaska Bar Association members who reported having direct professional experience with the judge. The mean score on *overall evaluation* was 3.9. The highest mean scores were obtained on *integrity* (4.2) and *diligence* (4.2) and the lowest scores were obtained on *legal ability* (3.9) and *judicial temperament* (3.9). There were 61 Peace and Probation Officers who reported having direct professional experience with the judge. The mean score on *overall evaluation* was 4.2. The highest mean score was obtained on *integrity* (4.5) and lowest score was obtained on *judicial temperament* (4.1). There were three Social Workers, and CASA volunteers who reported having direct professional experience with the judge. The mean score on *overall evaluation* was 3.7 and all other areas obtained a score of 3.7.

Judge Stephanie Rhoades was evaluated by 385 Alaska Bar Association members who reported having direct professional experience with the judge. The mean score on *overall evaluation* was 3.6. The highest mean score was obtained on *integrity* (3.9) and the lowest score was obtained on *judicial temperament* (3.3). There were 55 Peace and Probation Officers who reported having direct professional experience with the judge. The mean score on *overall evaluation* was 4.0. The highest mean score was obtained on *integrity* (4.2) and lowest score was obtained on *judicial temperament* (3.8). There were nine Social Workers, Guardians ad Litem, and CASA volunteers who reported having direct professional experience with the judge. The mean score on *overall evaluation* was 4.6. The highest mean score was obtained on *integrity* (4.7) and the lowest score was obtained on *judicial temperament* (4.4).

Judge Jack W. Smith was evaluated by 150 Alaska Bar Association members who reported having direct professional experience with the judge. The mean score on *overall evaluation* was 4.3. The highest mean score was obtained on *integrity* (4.4) and the lowest score was obtained

on *legal ability* (4.1). There were 28 Peace and Probation Officers who reported having direct professional experience with the judge. The mean score on *overall evaluation* was 4.2. The highest mean scores were obtained on *integrity* (4.3) and *diligence* (4.3) and lowest score was obtained on *impartiality/fairness* (4.1). There were no Social Workers, Guardians Ad Litem, or CASA volunteers who reported having direct professional experience with the judge.

Judge John W. Wolfe was evaluated by 73 Alaska Bar Association members who reported having direct professional experience with the judge. The mean score on *overall evaluation* was 4.1. The highest mean scores were obtained on *integrity* (4.3) and *diligence* (4.3) and the lowest scores were obtained on *legal ability* (4.0) and *impartiality/fairness* (4.0). There were 27 Peace and Probation Officers who reported having direct professional experience with the judge. The mean score on *overall evaluation* was 4.1. The highest mean scores were obtained on *integrity* (4.3) and *diligence* (4.3) and lowest score was obtained on *impartiality/fairness* (4.1). There were no Social Workers, Guardians Ad Litem, or CASA volunteers who reported having direct professional experience with the judge.

Table 1
Mean Ratings of Alaska Bar Association Members for Judges Eligible for Retention in 2006

	N	Legal Ability	Impartiality/ Fairness	Integrity	Judicial Temperament	Diligence	Overall Evaluation
		Mean	Mean	Mean	Mean	Mean	Mean
Joel Bolger	189	4.4	4.5	4.6	4.5	4.5	4.5
Harold M. Brown	312	3.7	3.8	4.1	3.7	3.6	3.7
Leonard R. Devaney, III	101	3.2	3.7	3.8	3.7	3.4	3.4
Richard H. Erlich	190	3.6	4.0	4.3	4.1	4.0	3.9
Ben Esch	249	4.0	4.1	4.4	4.1	4.2	4.1
Charles T. Huguelet	166	3.6	3.9	4.2	3.9	3.8	3.7
Peter Michalski	585	4.0	4.1	4.4	4.3	4.0	4.1
William F. Morse	371	3.8	3.5	4.0	3.2	3.8	3.5
Randy M. Olsen	169	3.8	4.2	4.4	4.3	4.1	4.1
Eric Smith	292	4.2	4.1	4.3	4.1	4.2	4.1
John Suddock	366	4.1	3.9	4.2	3.9	4.0	3.9
Sen Tan	531	4.3	4.4	4.6	4.4	4.2	4.3
Fred Torrisi	196	4.2	4.3	4.5	4.4	4.3	4.3
Philip R. Volland	324	4.4	4.4	4.5	4.4	4.5	4.5
Larry Weeks	346	4.4	4.4	4.7	4.5	4.5	4.5
Michael L. Wolverton	376	4.0	4.2	4.4	4.3	4.0	4.2
Mark I. Wood	220	4.2	4.1	4.4	4.2	4.2	4.2
Larry C. Zervos	218	4.4	4.4	4.7	4.5	4.5	4.5
Winston S. Burbank	144	4.2	4.4	4.5	4.5	4.4	4.4
Brian K. Clark	184	4.2	4.4	4.5	4.4	4.4	4.3
William L. Estelle	117	3.8	3.8	4.0	3.8	3.8	3.8
Gregory Louis Heath	60	3.9	4.1	4.2	4.1	4.0	4.1
Jane F. Kauvar	174	3.9	3.8	4.1	3.8	3.6	3.9
David S. Landry	81	3.7	3.9	4.1	4.1	3.8	3.8
John R. Lohff	326	3.9	4.1	4.2	4.2	4.0	4.1
Kevin Miller	89	4.2	4.4	4.5	4.6	4.4	4.4
Greg Motyka	295	4.1	4.2	4.3	4.1	4.1	4.2
Sigurd E. Murphy	471	3.9	4.0	4.2	3.9	4.2	3.9
Stephanie Rhoades	385	3.8	3.6	3.9	3.3	3.8	3.6
Jack W. Smith	150	4.1	4.3	4.4	4.3	4.3	4.3
John W. Wolfe	73	4.0	4.0	4.3	4.2	4.3	4.1

Note: Ratings for only those respondents with direct professional experience with the applicant.

Table 2
Mean Ratings of Peace and Probation Officers for Judges Eligible for Retention in 2006

		Impartiality/ Fairness	Integrity	Judicial Temperament	Diligence	Overall Evaluation
	N	Mean	Mean	Mean	Mean	Mean
Joel Bolger	28	4.4	4.7	4.5	4.6	4.6
Harold M. Brown	38	4.1	4.5	4.2	4.0	4.1
Leonard R. Devaney, III	20	3.7	4.1	4.0	3.9	3.9
Richard H. Erlich	18	3.1	3.7	3.2	3.4	3.1
Ben Esch	21	3.9	4.1	4.1	4.1	4.0
Charles T. Huguelet	25	3.4	4.0	3.7	3.4	3.5
Peter Michalski	25	4.1	4.2	4.2	4.2	4.0
William F. Morse	3	4.7	4.7	4.7	4.7	4.7
Randy M. Olsen	25	3.6	3.8	3.9	3.5	3.5
Eric Smith	41	3.9	4.2	3.9	4.0	3.9
John Suddock	10	3.8	3.8	3.7	3.9	3.6
Sen Tan	11	3.8	4.0	3.6	3.7	3.7
Fred Torrisi	9	4.0	4.2	4.1	4.3	4.1
Philip R. Volland	28	4.2	4.3	4.1	4.3	4.3
Larry Weeks	51	4.5	4.6	4.3	4.5	4.5
Michael L. Wolverton	57	3.6	3.9	3.6	3.6	3.6
Mark I. Wood	38	4.1	4.4	4.1	4.1	4.1
Larry C. Zervos	31	3.7	4.1	3.8	4.0	3.8
Winston S. Burbank	27	4.2	4.4	4.4	4.3	4.4
Brian K. Clark	30	4.5	4.6	4.5	4.5	4.5
William L. Estelle	31	3.7	4.1	3.5	3.9	3.7
Gregory Louis Heath	22	3.9	4.2	4.0	3.9	3.9
Jane F. Kauvar	46	3.6	3.9	3.8	3.8	3.7
David S. Landry	28	4.1	4.3	4.4	4.1	4.2
John R. Lohff	32	3.7	3.8	3.6	3.6	3.7
Kevin Miller	25	4.6	4.7	4.7	4.7	4.8
Greg Motyka	40	4.2	4.3	4.2	4.2	4.2
Sigurd E. Murphy	61	4.2	4.5	4.1	4.3	4.2
Stephanie Rhoades	55	4.0	4.2	3.8	4.1	4.0
Jack W. Smith	28	4.1	4.3	4.2	4.3	4.2
John W. Wolfe	27	4.1	4.3	4.2	4.3	4.1

Note: Ratings for only those respondents with direct professional experience with the applicant.

Table 3
Mean Ratings of Social Workers, Guardians ad Litem, and CASA Volunteers for Judges
Eligible for Retention in 2006

		Impartiality/ Fairness	Integrity	Judicial Temperament	Diligence	Overall Evaluation
	N	Mean	Mean	Mean	Mean	Mean
Joel Bolger	5	4.8	5.0	5.0	5.0	5.0
Harold M. Brown	6	5.0	5.0	4.7	5.0	5.0
Leonard R. Devaney, III	3	3.0	4.0	3.0	3.7	3.3
Richard H. Erlich	1	5.0	5.0	4.0	5.0	5.0
Ben Esch	1	4.0	5.0	4.0	5.0	5.0
Charles T. Huguelet	11	4.4	4.5	4.5	4.5	4.6
Peter Michalski	19	4.4	4.6	4.3	4.4	4.4
William F. Morse	12	3.8	4.0	3.4	4.1	3.9
Randy M. Olsen	9	4.8	4.9	4.8	4.7	4.8
Eric Smith	1	5.0	5.0	5.0	3.0	4.0
John Suddock	11	4.4	4.4	4.2	4.3	4.4
Sen Tan	14	3.7	4.1	3.6	4.1	3.9
Fred Torrisi	3	5.0	4.7	4.3	4.3	4.3
Philip R. Volland	6	3.0	3.2	3.0	2.8	3.0
Larry Weeks	12	4.9	5.0	4.9	4.8	5.0
Michael L. Wolverton	2	4.0	4.0	3.5	4.0	4.0
Mark I. Wood	7	3.7	3.9	3.7	4.0	3.9
Larry C. Zervos	7	4.9	5.0	4.9	4.9	4.9
Winston S. Burbank	2	5.0	5.0	4.5	4.5	4.5
Brian K. Clark	0	--	--	--	--	--
William L. Estelle	0	--	--	--	--	--
Gregory Louis Heath	0	--	--	--	--	--
Jane F. Kauvar	3	3.3	3.3	3.3	4.0	4.5
David S. Landry	6	5.0	5.0	5.0	5.0	5.0
John R. Lohff	2	4.0	4.0	4.0	4.0	4.0
Kevin Miller	2	5.0	5.0	5.0	5.0	5.0
Greg Motyka	0	--	--	--	--	--
Sigurd E. Murphy	3	3.7	3.7	3.7	3.7	3.7
Stephanie Rhoades	9	4.6	4.7	4.4	4.6	4.6
Jack W. Smith	0	--	--	--	--	--
John W. Wolfe	0	--	--	--	--	--

Note: Ratings for only those respondents with direct professional experience with the applicant.

Table of Contents

Executive Summary	i
Table 1: Mean Ratings of Alaska Bar Association Members for Judges Eligible for Retention in 2006	ix
Table 2: Mean Ratings of Peace and Probation officers for Judges Eligible for Retention in 2006	x
Table 3: Mean Ratings of Social Workers, Guardians ad Litem and CASA volunteers for Judges Eligible for Retention in 2006	xi
Introduction.....	1
Method	1
Table 4: Survey Return Rates	2
Table 5: Respondent Characteristics: Alaska Bar Members.....	4
Table 6: Respondent Characteristics: Peace and Probation Officers	5
Table 7: Respondent Characteristics: Social Workers, Guardians ad litem, and CASA Volunteers.....	6
Results.....	10
Table 8: Alaska Bar Members’ Level of Experience with Judges.....	11
Table 9: Peace and Probation Officers’ Level of Experience with Judges	13
Table 10: Social Workers, Guardians ad Litem and CASA Volunteers Level of Experience with Judges.....	15
Table 11: Distribution of Responses for Alaska Bar Members	17
Table 12: Distribution of Responses for Peace and Probation Officers.....	19
Table 13: Distribution of Responses for Social Workers, Guardians ad litem and CASA volunteers	21
Judge Ratings by Respondent Group and Demographics.....	23
Table 14: Mean Scores on ABA Members’ Overall Rating by Type of Caseload	24
Table 15: Mean Scores on ABA Members’ Overall Rating of Candidates by Location of Practice	26
Table 16: Mean Scores on ABA Members’ Overall Rating by Type of Practice.....	28
Table 17: Mean Scores on ABA Members’ Overall Rating by Respondent Gender.....	30
Table 18: Mean Scores on ABA Members’ Overall Rating by Length of Alaska Practice...32	32
Table 19: Mean Score on Peace & Probation Officers’ Overall Rating by Type of Work....34	34
Table 20: Mean Score on Peace & Probation Officers’ Overall Rating by Location of Work	36
Table 21: Mean Score on Peace & Probation Officers’ Overall Rating by Community Population	38
Table 22: Mean Score on Peace & Probation Officers’ Overall Rating by Respondent Gender.....	40
Table 23: Mean Score on Peace & Probation Officers’ Overall Rating by Length of Experience.....	42
Table 24: Mean Score on Social Workers, Guardians ad litem, and CASA Volunteers’ Overall Rating by Type of Work	44

Table 25: Mean Score on Social Workers, Guardians ad litem, and CASA Volunteers’ Overall Rating by Location of Work	46
Table 26: Mean Score on Social Workers, Guardians ad litem, and CASA Volunteers’ Overall Rating by Community Population	48
Table 27: Mean Score on Social Workers, Guardians ad litem, and CASA Volunteers’ Overall Rating by Respondent Gender	50
Table 28: Mean Score on Social Workers, Guardians ad litem, and CASA Volunteers’ Overall Rating by Length of Experience	52
Ratings of Judges	54
Table 29: Superior Court Judge Joel Bolger	55
Table 30: Superior Court Judge Harold M. Brown.....	65
Table 31: Superior Court Judge Leonard R. Devaney, III	75
Table 32: Superior Court Judge Richard H. Erlich.....	85
Table 33: Superior Court Judge Ben Esch	95
Table 34: Superior Court Judge Charles T. Huguelet.....	105
Table 35: Superior Court Judge Peter A. Michalski	115
Table 36: Superior Court Judge William F. Morse.....	125
Table 37: Superior Court Judge Randy M. Olsen.....	135
Table 38: Superior Court Judge Eric Smith	145
Table 39: Superior Court Judge John Suddock.....	155
Table 40: Superior Court Judge Sen K. Tan	165
Table 41: Superior Court Judge Fred Torrisi	175
Table 42: Superior Court Judge Philip R. Volland	185
Table 43: Superior Court Judge Larry Weeks.....	195
Table 44: Superior Court Judge Michael L. Wolverton.....	205
Table 45: Superior Court Judge Mark I. Wood.....	215
Table 46: Superior Court Judge Larry C. Zervos.....	225
Table 47: District Court Judge Winston S. Burbank.....	235
Table 48: District Court Judge Brian K. Clark	245
Table 49: District Court Judge William L. Estelle.....	253
Table 50: District Court Judge Gregory Louis Heath	261
Table 51: District Court Judge Jane. F. Kauvar	269
Table 52: District David S. Landry	279
Table 53: District Court Judge John R. Lohff.....	289
Table 54: District Court Judge Kevin G. Miller	299
Table 55: District Court Judge Gregory Motyka	309
Table 56: District Court Judge Sigurd E. Murphy	317
Table 57: District Court Judge Stephanie Rhoades.....	327
Table 58: District Court Judge Jack W. Smith.....	337
Table 59: District Court Judge John W. Wolfe.....	345

Appendix
Survey Instrument

Judicial Retention Survey: Judges Eligible for Retention 2006

*Prepared by BHRS
May 2, 2006*

Introduction

The State of Alaska Constitution and laws mandate that justices and judges be approved or rejected on a non-partisan ballot at each general election. The Alaska Judicial Council has been given the responsibility to evaluate judges and justices standing for retention. As part of the information utilized to fulfill this responsibility, surveys of active and inactive members of the Alaska Bar Association, Alaska peace and probation officers, social workers, guardians ad litem, and CASA volunteers are conducted by the Alaska Judicial Council.

This report presents the results of the retention survey asking Alaska Bar Association members, Alaska peace and probation officers, social workers, guardians ad litem and court appointed special advocate (CASA) volunteers for their evaluations of 18 Superior and 13 District Court Judges who will stand for retention in November 2006. In this survey, the Alaska Judicial Council asked all active and in-state inactive Alaska Bar Association members, all Alaska peace and probation officers, social workers, guardians ad litem and CASA volunteers to evaluate these judges on the following characteristics: *Legal Ability, Impartiality, Integrity, Judicial Temperament, Diligence, and Overall Evaluation* (peace and probation officers, social workers, guardians ad litem and CASA volunteers did not rate on *Legal Ability*). Comments provided by these individual are included in a separate report.

To maintain objectivity, the Alaska Judicial Council contracted with Behavioral Health Research and Services (BHRS), a research workgroup administratively housed in the College of Arts and Sciences, University of Alaska Anchorage, and Craciun Research Group, Inc. (CRG). CRG was responsible for hosting an on-line version of the survey, and for collecting and delivering to BHRS responses received through this web-based survey. BHRS was responsible for receiving and entering all hard copy surveys, analyzing all survey data (from both hard copy and web-based), and for preparing the current report summarizing survey procedures and findings.

Method

Respondents

The survey was targeted and mailed to three respondent groups, namely, 3,036 active and in-state inactive members of the Alaska Bar Association (ABA), 1,492 Alaska peace and probation officers; and 347 social workers, guardians ad litem and CASA volunteers. In addition to mailing the survey to all ABA members, and peace and probation officers, all ABA members and peace and probation officers for whom the Alaska Judicial Council had an e-mail address were sent an e-mail message informing them of the availability of a web-based version of the Judicial Retention Survey. Social workers, guardians ad litem, and CASA volunteers were only mailed a hard-copy survey. The mailing of the surveys took place on January 20, 2006, with a

due date of March 15, 2006; e-mail messages were sent on January 24, 2006, with the same due date for completion of the on-line survey. Midway through the survey process, the deadline for submission of both the hard-copy and on-line survey was extended to March 22, 2006.

A total of 1,728 surveys were returned, with 1,192 from ABA members; 440 from peace and probation officers; and 96 from social workers, guardians ad litem and CASA volunteers. There were 34 surveys returned without signatures, with illegible signatures, or without being on the mailing list and, thus, were excluded from data entry and analyses. ABA members initiated 774 web-based surveys. Of these 774, 55 were initiated but not completed; that is, no responses were provided. Additionally, 10 respondents provided duplicate on-line surveys and hard copy surveys. For these individuals, the survey received first was retained and the duplicate discarded, with 10 on-line surveys discarded.

From ABA members, included in the final data analysis were 483 hard copy and 709 on-line surveys, for a total of 1,192 surveys and a 39.3% return rate. From peace and probation officers, included in the final data analysis were 440 surveys and a 29.5% return rate. From social workers, guardians ad litem, and CASA volunteers included in the final data analysis were 96 surveys for a response rate of 27.7%. Table 5 shows the overall return rates for the groups of respondents.

Table 4
Survey Return Rates

<i>Return Rate for all groups</i>	
Total Potential Participants	4,875
Total responding	1,728
Response rate	35.4%
<i>Return Rate for Alaska Bar Association Members</i>	
Total Potential Participants	3,036
Total responding	1,192
Response rate	39.3%
<i>Return Rate for Peace and Probation Officers</i>	
Total Potential Participants	1,492
Total responding	440
Response rate	29.5%
<i>Return Rate for Social Workers, Guardian ad Litem and CASA volunteers</i>	
Total Potential Participants	347
Total responding	96
Response rate	27.7%

Demographic Descriptions of Respondents

Demographic information was collected from each respondent to provide details about the characteristics of the individuals who provided the ratings summarized in this report. Tables 5, 6, and 7 provide a breakdown of these demographic characteristics by targeted respondent groups.

Table 5
 Respondent Characteristics: Alaska Bar Association

	N	%
Type of Practice		
No Response	31	2.6%
Private, Solo	259	21.7%
Private, 2-5 Attorneys	206	17.3%
Private, 6+ Attorneys	206	17.3%
Private, Corporate Employee	34	2.9%
State Judge or Judicial Officer	73	6.1%
Government	290	24.3%
Public Service Agency or Organization (not govt)	38	3.2%
Other	54	4.5%
Length of Alaska Practice		
No Response	46	3.9%
5 Years or fewer	177	14.9%
6 to 10 years	105	8.8%
11 to 15 years	141	11.8%
16 to 20 years	162	13.6%
21 years or more	560	47.0%
Gender		
No Response	40	3.4%
Male	780	65.5%
Female	371	31.2%
Cases Handled		
No Response	34	2.9%
Prosecution	72	6.0%
Mainly Criminal	82	6.9%
Mixed Criminal & Civil	221	18.6%
Mainly Civil	707	59.4%
Other	75	6.3%
Location of Practice		
No Response	40	3.4%
First District	158	13.3%
Second District	22	1.8%
Third District	795	66.8%
Fourth District	125	10.5%
Outside of Alaska	51	4.3%

Table 6
 Respondent Characteristics: Peace and Probation Officers

	N	%
Type of Work		
No Response	11	2.5%
State Law Enforcement Officer	155	35.2%
Municipal/Borough Law Enforcement Officer	187	42.5%
Village Public Safety Officer (VPSO)	5	1.1%
Probation/Parole Officer	76	17.3%
Other	6	1.4%
Length of Alaska Experience		
No Response	11	2.5%
5 Years or fewer	141	32.0%
6 to 10 years	105	23.9%
11 to 15 years	78	17.7%
16 to 20 years	62	14.1%
21 years or more	43	9.8%
Gender		
No Response	12	2.7%
Male	356	80.9%
Female	72	16.4%
Location of Practice		
No Response	11	2.5%
First District	82	18.6%
Second District	22	5.0%
Third District	252	57.3%
Fourth District	73	16.6%
Outside of Alaska		0.0%
Community Population		
No Response	13	3.0%
Under 2,000	30	6.8%
Between 2,000 and 35,000	208	47.3%
Over 35,000	189	43.0%

Table 7

Respondent Characteristics: Social Workers, Guardians ad Litem and CASA Volunteers

	N	%
Type of Work		
No Response	5	5.2%
Social Worker	40	41.7%
Guardian ad Litem	15	15.6%
CASA Volunteer	32	33.3%
Other	4	4.2%
Length of Alaska Experience		
No Response	6	6.3%
5 Years or fewer	36	37.5%
6 to 10 years	28	29.2%
11 to 15 years	13	13.5%
16 to 20 years	12	12.5%
21 years or more	1	1.0%
Gender		
No Response	6	6.3%
Male	16	16.7%
Female	74	77.1%
Location of Practice		
No Response	6	6.3%
First District	16	16.7%
Second District	2	2.1%
Third District	50	52.1%
Fourth District	22	22.9%
Outside of Alaska		0.0%
Community Population		
No Response	5	5.2%
Under 2,000	2	2.1%
Between 2,000 and 35,000	33	34.4%
Over 35,000	56	58.3%

Instrumentation

The Alaska Judicial Council developed survey booklets that contained the names of all judges eligible for retention in 2006. These survey booklets were individualized to three targeted respondent groups and thus differed slightly on the items. Specifically, the survey booklets targeted for members of the Alaska Bar Association contained six items and the survey booklets targeted for Alaska peace and probation officers, and social workers, guardians ad litem and CASA volunteers contained five.

To insure that respondents understood the reasons for having received the survey booklet and the importance of their response, the Alaska Judicial Council provided an explanation for the survey in each booklet. Specifically, the following details were provided about the retention survey:

“In this survey booklet you will evaluate judges eligible to stand for retention in 2006. Please rate only those judges for whom you have a sufficient basis for evaluation. Your evaluation may be based upon direct professional experience, social contacts, or professional reputation. If you lack sufficient knowledge to evaluate, circle the number 9 (“insufficient knowledge to evaluate this judge”) under Question 1, and go on to the next judge.”

The survey booklet solicited detailed ratings about each judge eligible for retention in six overall areas of performance: *Legal Ability, Impartiality, Integrity, Judicial Temperament, Diligence, and Overall Evaluation*. It should be noted that the survey booklets sent to peace and probation officers, and social workers, guardians ad litem and CASA volunteers did not include the *Legal Ability* scale. Each item on the survey was rated by respondents on a 5-point Likert scale that ranged from *poor* (1) to *excellent* (5). Following are the specific instructions and anchors provided on the survey booklet.

“All questions relate only to the qualities of the judge in the performance of judicial duties. The first set of items on each page asks for your experience with each judge. Please circle the appropriate numbers. For remaining items, use the following rating scale.”

1.	Poor	Seldom meets minimum standards of performance for this court
2.	Deficient	Does not always meet minimum standards of performance for this court
3.	Acceptable	Meets minimum standards of performance for this court
4.	Good	Often exceeds minimum standards of performance for this court
5.	Excellent	Consistently exceeds minimum standards for this court

In addition to providing ratings across the six (or five) areas, respondents were asked to provide comments on each of the 31 judges eligible to stand for retention in 2006.

Sample pages from the surveys (paper and web-based) are contained in the Appendix of this report. The survey and survey instructions were nearly identical for the hard copy and on-line versions.

Procedures

On January 20, 2006, the Alaska Judicial Council mailed a copy of the retention survey to 2,165 active and in-state inactive Alaska Bar Association members; 430 Alaska peace and probation officers, and 347 social workers, guardians ad litem, and CASA volunteers. The mailing requested that the completed survey be returned directly to BHRS by March 15, 2006, using a self-addressed, postage-paid return envelope. On January 24, 2006, CRG sent an e-mail to 2,316 ABA addresses and 1,062 peace and probation officers addresses informing them of the availability of an on-line version of the survey. The same deadline of March 15, 2006 was allowed for the web-based survey. The deadline for receipt of the surveys was later extended to March 22, 2006. Additionally, to facilitate maximum participation and allow for delayed mail delivery from rural areas, hard copy surveys were considered received by the deadline if they arrived by March 28, 2006. Surveys received after this date were not included in statistical analyses; however, comments were included until the reports were finalized.

Confidentiality and Data Safety

The Alaska Judicial Council included a statement in each survey booklet that assured respondents of the confidentiality of their responses. Specifically, this statement read as follows:

“All responses will be aggregated solely for statistical analysis. BHRS will conduct the analysis. The identity of individual respondents will remain strictly confidential. Responses to the demographic questions also are confidential. Demographic data are critical to our analysis; strict guidelines are followed to protect the identities of all respondents. To promote a candid response, your comments remain anonymous to the judge whether or not you sign your name. Providing your name is optional but does give your comments added credibility with the Council members. Your name will not be given to the judge. Survey comments will be shared with a judge only after the comments have been edited to remove information that might identify the respondent. BHRS provides the Council with a separate comments section on each judge. Thus you will have to write your name on each comments page for which you wish to identify yourself to the Council.”

Confidentiality is also a paramount concern at BHRS and translates into specific procedures related to data safety. Because data such as the ones collected through the judicial retention survey are of a sensitive nature, BHRS has instituted rigorous and explicit procedures and made use of established infrastructure that protects data. Specifically, for paper data, BHRS has lockable fire-proof, tamper-resistant file cabinets that are kept locked at all times except during business hours and that are stored in a separately keyed file room. Organizational policies and procedures are in place dictating that all data must stay in the file cabinets at all times except when being used for data entry or related purposes. Once entered, all electronic data are maintained on a dedicated Digital Equipment Corporation Alpha 4000 server; no data are ever maintained on the hard drives of local PCs or on other media. Dedicated exclusively to BHRS, the DEC server is accessible only by BHRS staff.

Assurance of Non-Duplicate Responding

To insure that as few duplicates or invalid surveys as possible were received, the Alaska Judicial Council provided clear instructions to potential respondents about how to handle the survey booklets. Specifically, respondents were asked to follow the procedures detailed below.

“A self-addressed, postage-paid return envelope is enclosed for the return of your completed evaluation. Place the completed survey inside the envelope marked “Confidential” and seal the envelope. Place the “Confidential” envelope in the return envelope and sign in the space provided. The return envelope MUST BE SIGNED in order for your survey to be counted. Also, PLEASE PRINT your name and address on the return envelope.”

Based on these instructions, procedures were implemented by BHRS to insure that each respondent returned no more than one survey. Specifically, prior to the return envelope being opened and the survey removed, the individual’s name, as identified on the outside of the return envelope, was added to a survey log and marked as received. If an individual’s name was already on the log and marked as received, the envelope remained unopened and was marked “duplicate.” If a survey was returned without a name on the outside envelope, the envelope was opened to ascertain whether the individual signed the comment section. If the identity of the respondent could not be determined, or if the name on the envelope was not on the mailing list, the survey was not used in data analyses and tabulation. These procedures insured that only one survey per respondent was used in data analyses. Additionally, surveys returned without signatures, with illegible signatures, or without being on the mailing list were excluded from data entry and analyses, and are not reflected in the total number of surveys received.

Relative to the on-line data collection, each potential respondent was provided with a unique control code that could only be used for survey completion on one occasion. BHRS carefully compared this listing against a listing of hard copy respondents to insure that only either a web-based or a hard copy survey was received. For identified on-line duplicate surveys the one received first was retained. In case of duplication between a hard-copy and on-line survey, the most complete survey was retained and the duplicate survey discarded.

Data Management

BHRS, with a goal of virtually error-free data handling, has implemented rigorous data handling procedures that insure the accuracy of data entry and final data analyses. These procedures used for the hard copy surveys include careful data preparation prior to data entry, development of customized data entry programs with built-in error reduction, and rekey verification (entering the same data twice). With these procedures, error-free data entry is achieved. Relative to data entry, quantitative data obtained from the surveys were entered using Viking Data Entry System. Viking Data Entry software is ideal for clean data entry as it restricts data entry to valid field parameters and requires rekey verification of each data point as defined when the program is developed. Through the identification of valid field parameters, restriction of invalid data, and rekey verification, the accuracy rate of data entry is virtually 100%.

Data were received electronically from CRG for inclusion in data analyses and report preparation. These data were delivered in flat text format with one line for each respondent and merged with the hard copy survey data using SAS software.

Data Analyses

To achieve maximum relevance of the ratings provided in this report, the information respondents provided regarding their level of knowledge about each candidate was used to extract ratings from those respondents who reported *direct professional experience* with a given judge. Thus, unless otherwise noted in a given table presenting findings from the survey, the ratings provided are based strictly on surveys from those respondents who have direct professional experience with the indicated judge.

Results

Respondents' Level of Experience with Each Judge

All respondents were asked to describe the type of experience (or basis of evaluation) they had with each rated judge, specifically, direct professional experience, professional reputation, or social contacts. The survey booklet allowed respondents to select more than one of these types of experience with a given judge. Respondents who selected more than one response were grouped in a hierarchical manner. If direct professional experience was one of the selected answers, this became the category in which the respondent was placed. If direct professional experience was not a selected response, the next level of grouping was based on professional reputation. Respondents were placed in the social contacts category only if this was their only selected response.

Following is a description and breakdown by targeted respondent group of the type of experience (or basis of evaluation) of respondents. Included in the first two columns of numbers are the percentage and number of individuals within a targeted respondent group who rated this judge. This percentage is based on all respondents who rated the judge, not just those with direct professional experience. The next four columns provide the number of individuals who indicated each of the possible levels of experience.

Table 8
Alaska Bar Members' Level of Experience with Judges

	Percent of 1,192 ABA who rated this judge %	N	No Response N	Direct Professional Experience N	Professional Reputation N	Social Contact N
Joel Bolger	20.4%	243	1	190	47	5
Harold M. Brown	34.1%	406	4	313	79	10
Leonard R. Devaney, III	11.0%	131	1	102	24	4
Richard H. Erlich	19.8%	236	3	192	37	4
Ben Esch	28.8%	344	5	249	78	12
Charles T. Huguelet	16.7%	199	3	167	24	5
Peter Michalski	57.0%	679	11	587	76	5
William F. Morse	37.7%	449	9	372	56	12
Randy M. Olsen	16.7%	199	3	169	18	9
Eric Smith	29.9%	357	4	293	53	7
John Suddock	37.3%	445	7	368	59	11
Sen Tan	53.4%	637	14	532	83	8
Fred Torrisi	20.2%	241	2	196	38	5
Philip R. Volland	37.4%	446	6	326	100	14
Larry Weeks	40.1%	478	10	350	107	11
Michael L. Wolverton	38.5%	459	8	377	66	8
Mark I. Wood	21.6%	258	3	220	28	7
Larry C. Zervos	22.9%	273	5	219	45	4

Table continues

Table 8 - Continued
Alaska Bar Members' Level of Experience with Judges

	Percent of 1,192 ABA who rated this judge		No Response	Direct Professional Experience	Professional Reputation	Social Contact
	%	N	N	N	N	N
Winston S. Burbank	15.5%	185	6	144	31	4
Brian K. Clark	18.4%	219	4	185	16	14
William L. Estelle	12.2%	146	3	119	19	5
Gregory Louis Heath	5.5%	66	2	60	3	1
Jane F. Kauvar	18.6%	222	8	175	34	5
David S. Landry	7.8%	93	1	81	7	4
John R. Lohff	31.3%	373	10	326	34	3
Kevin Miller	9.3%	111	3	89	13	6
Greg Motyka	28.4%	339	8	296	32	3
Sigurd E. Murphy	46.3%	552	11	472	65	4
Stephanie Rhoades	39.1%	466	15	388	58	5
Jack W. Smith	14.2%	169	4	150	14	1
John W. Wolfe	7.6%	91	2	74	12	3

Table 9
Peace and Probation Officers' Level of Experience with Judges

	Percent of 1,036 PPO who rated this judge		No Response	Direct Professional Experience	Professional Reputation	Social Contact
	%	N	N	N	N	N
Joel Bolger	3.5%	36	1	28	7	0
Harold M. Brown	4.3%	45	3	38	4	0
Leonard R. Devaney, III	2.5%	26	0	20	5	1
Richard H. Erlich	3.1%	32	0	18	14	0
Ben Esch	3.1%	34	2	21	9	2
Charles T. Huguelet	3.5%	36	2	25	6	3
Peter Michalski	3.1%	34	1	25	7	1
William F. Morse	0.7%	7	1	3	3	0
Randy M. Olsen	3.1%	32	1	25	5	1
Eric Smith	5.0%	52	1	41	10	0
John Suddock	1.3%	13	1	10	2	0
Sen Tan	2.3%	24	1	11	11	1
Fred Torrisi	1.5%	16	3	9	4	0
Philip R. Volland	4.2%	43	1	28	14	0
Larry Weeks	7.1%	74	8	51	15	0
Michael L. Wolverton	7.8%	81	5	57	19	0
Mark I. Wood	4.7%	49	2	38	8	1
Larry C. Zervos	3.6%	37	3	31	3	0

Table continues

Table 9-Continued
Peace and Probation Officers' Level of Experience with Judges

	Percent of 1,036 PPO who rated this judge	N	No Response N	Direct Professional Experience N	Professional Reputation N	Social Contact N
	%					
Winston S. Burbank	3.1%	34	2	27	5	0
Brian K. Clark	3.7%	38	1	30	6	1
William L. Estelle	3.7%	38	2	31	5	0
Gregory Louis Heath	2.7%	28	0	22	5	1
Jane F. Kauvar	5.4%	56	2	46	8	0
David S. Landry	3.6%	37	4	28	5	0
John R. Lohff	3.1%	34	1	32	1	0
Kevin Miller	3.0%	31	5	25	0	1
Greg Motyka	4.9%	51	1	40	9	1
Sigurd E. Murphy	7.0%	73	2	61	9	1
Stephanie Rhoades	6.9%	72	2	55	14	1
Jack W. Smith	3.0%	31	1	28	2	0
John W. Wolfe	3.8%	39	2	27	10	0

Table 10*Social Workers, Guardians ad Litem and CASA Volunteers' Level of Experience with Judges*

	Percent of 347 Social Workers, GAL's & CASA's who rated this judge		N	No Response N	Direct Professional Experience N	Professional Reputation N	Social Contact N
	%	N					
Joel Bolger	1.4%	5	0	5	0	0	
Harold M. Brown	1.7%	6	0	6	0	0	
Leonard R. Devaney, III	1.2%	4	1	3	0	0	
Richard H. Erlich	0.8%	3	1	1	1	0	
Ben Esch	0.6%	2	1	1	0	0	
Charles T. Huguelet	3.6%	12	0	11	1	0	
Peter Michalski	6.3%	22	2	19	1	0	
William F. Morse	3.7%	13	1	12	0	0	
Randy M. Olsen	3.6%	12	3	9	0	0	
Eric Smith	0.8%	3	0	1	2	0	
John Suddock	4.0%	14	2	11	1	0	
Sen Tan	5.8%	20	5	14	1	0	
Fred Torrisi	0.8%	3	0	3	0	0	
Philip R. Volland	2.6%	9	3	6	0	0	
Larry Weeks	4.3%	15	1	12	1	1	
Michael L. Wolverton	1.4%	5	2	2	1	0	
Mark I. Wood	3.6%	12	3	7	2	0	
Larry C. Zervos	2.3%	8	0	7	1	0	

Table continues

Table 10 - Continued

Social Workers, Guardians ad Litem and CASA Volunteers' Level of Experience with Judges

	Percent of 347 Social Workers, GAL's & CASA's who rated this judge %	No		Direct	Professional	Social
		Response	Response	Professional Experience	Reputation	Contact
		N	N	N	N	N
Winston S. Burbank	1.2%	4	0	2	1	1
Brian K. Clark	0.0%	0	0	0	0	0
William L. Estelle	0.0%	0	0	0	0	0
Gregory Louis Heath	0.0%	0	0	0	0	0
Jane F. Kauvar	2.8%	10	4	3	3	0
David S. Landry	1.7%	6	0	6	0	0
John R. Lohff	0.6%	2	0	2	0	0
Kevin Miller	0.8%	3	1	2	0	0
Greg Motyka	0.6%	2	2	0	0	0
Sigurd E. Murphy	0.8%	3	0	3	0	0
Stephanie Rhoades	3.2%	11	0	9	2	0
Jack W. Smith	0.0%	0	0	0	0	0
John W. Wolfe	0.0%	0	0	0	0	0

Table 11
Distribution of Responses and Measures of Central Tendency for Overall Rating:
Alaska Bar Association Members

	N	Poor N	Deficient N	Accept N	Good N	Excellent N	Mean
Joel Bolger	187	1	4	14	46	122	4.5
Harold M. Brown	309	14	39	57	117	82	3.7
Leonard R. Devaney, III	100	11	9	25	36	19	3.4
Richard H. Erlich	189	4	16	32	76	61	3.9
Ben Esch	245	5	10	32	96	102	4.1
Charles T. Huguelet	159	8	20	28	56	47	3.7
Peter Michalski	581	9	41	84	199	248	4.1
William F. Morse	365	28	54	72	116	95	3.5
Randy M. Olsen	169	2	17	26	49	75	4.1
Eric Smith	288	4	20	41	99	124	4.1
John Suddock	366	5	27	71	145	118	3.9
Sen Tan	527	5	25	65	131	301	4.3
Fred Torrisi	194	--	3	22	76	93	4.3
Philip R. Volland	320	4	6	27	87	196	4.5
Larry Weeks	346	2	13	19	92	220	4.5
Michael L. Wolverton	373	8	13	58	127	167	4.2
Mark I. Wood	214	--	4	40	76	94	4.2
Larry C. Zervos	218	--	3	17	68	130	4.5

Note: Ratings for only those respondents with direct professional experience with the judge.

Table continues

Table 11 - Continued
Distribution of Responses and Measures of Central Tendency for Overall Rating:
Alaska Bar Association Members

		Poor	Deficient	Accept	Good	Excellent	
	N	N	N	N	N	N	Mean
Winston S. Burbank	140	1	2	18	41	78	4.4
Brian K. Clark	181	1	2	18	73	87	4.3
William L. Estelle	116	6	7	31	36	36	3.8
Gregory Louis Heath	57	1	3	9	20	24	4.1
Jane F. Kauvar	171	3	11	38	66	53	3.9
David S. Landry	81	2	6	19	30	24	3.8
John R. Lohff	324	4	17	54	128	121	4.1
Kevin Miller	86	--	3	6	29	48	4.4
Greg Motyka	293	3	8	46	115	121	4.2
Sigurd E. Murphy	464	12	46	82	145	179	3.9
Stephanie Rhoades	383	23	45	97	122	96	3.6
Jack W. Smith	150	1	6	19	52	72	4.3
John W. Wolfe	72	2	4	11	25	30	4.1

Note: Ratings for only those respondents with direct professional experience with the judge.

Table 12
Distribution of Responses and Measures of Central Tendency for Overall Rating:
Peace and Probation Officers

	N	Poor	Deficient	Accept	Good	Excellent	Mean
	N	N	N	N	N	N	
Joel Bolger	28	--	--	--	12	16	4.6
Harold M. Brown	38	1	1	6	16	14	4.1
Leonard R. Devaney, III	20	--	2	5	6	7	3.9
Richard H. Erlich	18	3	4	3	4	4	3.1
Ben Esch	20	--	1	6	5	8	4.0
Charles T. Huguelet	25	1	4	6	9	5	3.5
Peter Michalski	25	--	2	4	10	9	4.0
William F. Morse	3	--	--	--	1	2	4.7
Randy M. Olsen	25	3	--	8	10	4	3.5
Eric Smith	41	2	2	4	22	11	3.9
John Suddock	10	--	1	4	3	2	3.6
Sen Tan	11	--	1	5	1	4	3.7
Fred Torrisi	9	--	--	1	6	2	4.1
Philip R. Volland	28	1	--	3	10	14	4.3
Larry Weeks	51	--	2	2	16	31	4.5
Michael L. Wolverton	57	2	9	12	20	14	3.6
Mark I. Wood	38	1	3	6	10	18	4.1
Larry C. Zervos	31	--	2	11	9	9	3.8

Note: Ratings for only those respondents with direct professional experience with the judge.

Table continues

Table 12 - Continued
Distribution of Responses and Measures of Central Tendency for Overall Rating:
Peace and Probation Officers

		Poor	Deficient	Accept	Good	Excellent	
	N	N	N	N	N	N	Mean
Winston S. Burbank	26	--	--	4	7	15	4.4
Brian K. Clark	30	--	--	--	14	16	4.5
William L. Estelle	29	--	2	12	9	6	3.7
Gregory Louis Heath	20	--	1	6	8	5	3.9
Jane F. Kauvar	44	5	2	8	15	14	3.7
David S. Landry	28	--	2	4	9	13	4.2
John R. Lohff	32	1	2	13	7	9	3.7
Kevin Miller	25	--	--	1	4	20	4.8
Greg Motyka	40	--	2	5	17	16	4.2
Sigurd E. Murphy	61	1	2	9	20	29	4.2
Stephanie Rhoades	55	1	4	9	22	19	4.0
Jack W. Smith	27	--	1	4	11	11	4.2
John W. Wolfe	26	--	1	5	10	10	4.1

Note: Ratings for only those respondents with direct professional experience with the judge.

Table 13
***Distribution of Responses and Measures of Central Tendency for Overall Rating:
 Social Workers, Guardians ad Litem, and CASA Volunteers***

	N	Poor N	Deficient N	Accept N	Good N	Excellent N	Mean
Joel Bolger	5	--	--	--	--	5	5.0
Harold M. Brown	6	--	--	--	--	6	5.0
Leonard R. Devaney, III	3	--	1	1	--	1	3.3
Richard H. Erlich	1	--	--	--	--	1	5.0
Ben Esch	1	--	--	--	--	1	5.0
Charles T. Huguelet	9	--	--	1	2	6	4.6
Peter Michalski	19	--	--	3	5	11	4.4
William F. Morse	12	--	1	3	4	4	3.9
Randy M. Olsen	9	--	--	--	2	7	4.8
Eric Smith	1	--	--	--	1	--	4.0
John Suddock	11	--	--	2	3	6	4.4
Sen Tan	14	--	3	2	3	6	3.9
Fred Torrasi	3	--	--	--	2	1	4.3
Philip R. Volland	6	--	3	1	1	1	3.0
Larry Weeks	12	--	--	--	--	12	5.0
Michael L. Wolverton	2	--	--	1	--	1	4.0
Mark I. Wood	7	1	--	1	2	3	3.9
Larry C. Zervos	7	--	--	--	1	6	4.9

Note: Ratings for only those respondents with direct professional experience with the judge.

Table continues

Table 13 - Continued
Distribution of Responses and Measure of Central Tendency for Overall Rating
Social Workers, Guardians ad Litem, and CASA Volunteers

		Poor	Deficient	Accept	Good	Excellent	
	N	N	N	N	N	N	Mean
Winston S. Burbank	2	--	--	--	1	1	4.5
Brian K. Clark	0	--	--	--	--	--	--
William L. Estelle	0	--	--	--	--	--	--
Gregory Louis Heath	0	--	--	--	--	--	--
Jane F. Kauvar	2	--	--	--	1	1	4.5
David S. Landry	6	--	--	--	--	6	5.0
John R. Lohff	2	--	--	1	--	1	4.0
Kevin Miller	2	--	--	--	--	2	5.0
Sigurd E. Murphy	3	--	--	2	--	1	3.7
Stephanie Rhoades	9	--	--	1	2	6	4.6
Jack W. Smith	0	--	--	--	--	--	--
John W. Wolfe	0	--	--	--	--	--	--

Note: Ratings for only those respondents with direct professional experience with the judge.

Judge Ratings by Respondent Group and Demographics

The tables that follow provide information by each of the three respondent groups. For the Alaska Bar members group, the first table provides the mean scores on *Overall Evaluation*, broken down by respondents' type of caseload. The second table provides mean scores on *Overall Evaluation*, item broken down by respondents' location of practice. The third table provides mean scores on *Overall Evaluation*, broken down by type of practice. The fourth table provides mean scores on *Overall Evaluation*, broken down by respondents' gender. The fifth table provides mean scores on *Overall Evaluation* by length of practice in Alaska. For the Peace and Probation Officers group, as well as the Social Workers, Guardians ad Litem, and CASA Volunteers group, the first table provides the mean scores on *Overall Evaluation*, broken down by respondents' type of work. The second table provides mean scores on *Overall Evaluation*, item broken down by respondents' location of work. The third table provides mean scores on *Overall Evaluation*, broken down by community population. The fourth table provides mean scores on *Overall Evaluation*, broken down by respondents' gender. The fifth table provides mean scores on *Overall Evaluation* by length of experience in Alaska. The data that follows includes only those ratings from respondents reporting direct professional experience with a given judge.

Table 14
Mean Scores on Overall Rating by Type of Caseload Handled:
Alaska Bar Association Members

Majority of Practice Consists of	Prosecution		Mainly Criminal		Mixed Criminal & Civil		Mainly Civil		Other		Overall Evaluation*
	Mean	N	Mean	N	Mean	N	Mean	N	Mean	N	Mean
Joel Bolger	4.7	9	4.4	15	4.6	66	4.4	83	4.6	9	4.5
Harold M. Brown	3.2	17	2.8	16	3.7	74	3.8	187	3.4	9	3.7
Leonard R. Devaney, III	3.4	9	3.3	6	4.0	33	3.0	46	4.0	4	3.4
Richard H. Erlich	3.7	10	3.7	17	4.3	57	3.7	94	4.2	9	3.9
Ben Esch	4.4	14	3.7	19	4.3	76	4.1	125	4.0	6	4.1
Charles T. Huguelet	2.3	9	3.7	10	3.9	40	3.8	96	3.5	2	3.7
Peter Michalski	4.6	22	4.3	23	4.2	117	4.0	384	4.1	24	4.1
William F. Morse	2.4	15	3.7	14	3.7	76	3.5	248	4.5	6	3.5
Randy M. Olsen	3.7	10	3.3	9	4.0	44	4.2	97	4.5	6	4.1
Eric Smith	4.0	12	4.1	23	4.3	86	4.1	151	4.0	8	4.1
John Suddock	4.2	19	3.2	25	4.1	74	4.0	228	3.8	11	3.9
Sen Tan	4.0	14	4.7	25	4.5	101	4.2	364	4.5	16	4.3
Fred Torrisi	4.1	15	4.5	17	4.5	59	4.2	89	4.2	11	4.3
Philip R. Volland	4.1	25	4.7	29	4.5	62	4.4	192	4.5	6	4.5
Larry Weeks	4.8	17	4.2	19	4.6	93	4.4	195	4.6	16	4.5
Michael L. Wolverton	3.7	33	4.2	32	4.4	95	4.2	194	3.8	15	4.2
Mark I. Wood	4.1	15	4.2	12	4.3	57	4.2	118	4.4	8	4.2
Larry C. Zervos	4.2	13	4.5	12	4.7	70	4.4	110	4.6	9	4.5

Note: Ratings for only those respondents with direct professional experience with the judge.

*Ratings from Table 1.

Table continues

Table 14 - Continued
Mean Scores on Overall Rating by Type of Caseload Handled:
Alaska Bar Association Members

Majority of Practice Consists of	Prosecution		Mainly Criminal		Mixed Criminal & Civil		Mainly Civil		Other		Overall Evaluation*
	Mean	N	Mean	N	Mean	N	Mean	N	Mean	N	Mean
Winston S. Burbank	3.2	10	4.3	4	4.6	38	4.4	78	5.0	7	4.4
Brian K. Clark	4.5	33	4.5	24	4.4	56	4.2	62	3.8	4	4.3
William L. Estelle	3.9	12	3.5	16	3.8	45	3.8	34	3.7	3	3.8
Gregory Louis Heath	4.2	6	4.4	8	4.3	24	3.8	14	4.3	3	4.1
Jane F. Kauvar	3.5	13	4.1	13	4.1	57	3.8	77	3.9	7	3.9
David S. Landry	3.9	10	3.5	8	3.9	34	3.8	28	--	0	3.8
John R. Lohff	4.4	33	3.7	28	4.1	88	4.1	161	4.0	11	4.1
Kevin Miller	4.2	10	4.2	9	4.7	34	4.1	28	4.7	3	4.4
Greg Motyka	4.4	36	3.9	28	4.1	75	4.2	143	4.3	8	4.2
Sigurd E. Murphy	3.4	37	3.5	28	3.9	110	4.1	262	4.1	16	3.9
Stephanie Rhoades	3.3	35	3.5	31	3.7	100	3.6	193	3.6	16	3.6
Jack W. Smith	4.4	28	4.3	21	4.3	53	4.1	45	5.0	1	4.3
John W. Wolfe	4.5	11	3.7	10	4.0	34	4.2	13	4.0	3	4.1

Note: Ratings for only those respondents with direct professional experience with the judge.

*Ratings from Table 1.

Table 15
Mean Scores on Overall Rating by Location of Practice:
Alaska Bar Association Members

	First District		Second District		Third District		Fourth District		Outside of Alaska		Overall Evaluation*
	Mean	N	Mean	N	Mean	N	Mean	N	Mean	N	Mean
Joel Bolger	4.3	8	5.0	4	4.5	160	4.8	9	5.0	2	4.5
Harold M. Brown	4.1	29	--	0	3.6	256	4.1	11	4.3	7	3.7
Leonard R. Devaney, III	3.5	4	4.3	7	3.3	60	3.5	27	--	0	3.4
Richard H. Erlich	3.8	11	4.1	15	3.9	139	3.9	20	5.0	1	3.9
Ben Esch	4.0	11	4.8	16	4.1	183	4.2	28	5.0	3	4.1
Charles T. Huguelet	3.2	6	--	0	3.8	145	3.3	3	4.5	2	3.7
Peter Michalski	4.2	21	4.5	2	4.1	512	4.2	26	4.2	10	4.1
William F. Morse	3.6	11	--	0	3.5	344	3.7	3	5.0	1	3.5
Randy M. Olsen	4.6	9	4.5	2	4.4	65	3.8	89	3.0	1	4.1
Eric Smith	4.6	10	4.0	3	4.1	254	4.1	12	3.5	2	4.1
John Suddock	3.9	11	--	0	3.9	334	3.8	9	4.3	4	3.9
Sen Tan	4.6	20	4.5	2	4.3	477	4.7	15	4.5	6	4.3
Fred Torrisi	4.4	20	4.5	2	4.3	161	4.1	8	5.0	1	4.3
Philip R. Volland	4.6	9	5.0	2	4.4	287	4.7	11	4.4	5	4.5
Larry Weeks	4.5	115	4.6	5	4.4	192	4.7	18	4.3	9	4.5
Michael L. Wolverton	4.1	14	4.0	2	4.2	334	4.2	12	5.0	7	4.2
Mark I. Wood	3.9	14	4.3	3	4.2	103	4.2	88	4.5	2	4.2
Larry C. Zervos	4.5	91	4.8	5	4.4	86	4.6	27	4.8	4	4.5

Note: Ratings for only those respondents with direct professional experience with the judge.

*Ratings from Table 1.

Table continues

Table 15 - Continued
Mean Scores on Overall Rating by Location of Practice:
Alaska Bar Association Members

	First District		Second District		Third District		Fourth District		Outside of Alaska		Overall Evaluation*
	Mean	N	Mean	N	Mean	N	Mean	N	Mean	N	Mean
Winston S. Burbank	4.3	8	5.0	1	4.4	52	4.4	75	4.0	1	4.4
Brian K. Clark	4.0	1	4.5	2	4.3	168	4.4	8	5.0	1	4.3
William L. Estelle	3.0	2	5.0	1	3.7	102	4.0	6	5.0	1	3.8
Gregory Louis Heath	--	0	--	0	4.2	53	4.0	2	--	0	4.1
Jane F. Kauvar	3.9	12	5.0	2	3.9	73	3.8	78	4.5	2	3.9
David S. Landry	4.3	3	4.0	2	3.8	69	4.0	4	4.5	2	3.8
John R. Lohff	4.8	6	5.0	1	4.1	297	3.7	13	4.3	4	4.1
Kevin Miller	4.5	51	5.0	1	4.4	29	4.5	2	4.0	1	4.4
Greg Motyka	4.0	3	4.5	2	4.2	273	4.4	9	4.3	3	4.2
Sigurd E. Murphy	3.6	16	2.7	3	4.0	400	4.1	26	3.6	9	3.9
Stephanie Rhoades	4.1	16	5.0	4	3.5	334	3.9	17	4.2	5	3.6
Jack W. Smith	5.0	1	4.7	3	4.3	140	4.2	5	--	0	4.3
John W. Wolfe	5.0	1	--	0	4.1	65	3.8	5	5.0	1	4.1

Note: Ratings for only those respondents with direct professional experience with the judge.

*Ratings from Table 1.

Table 16
Mean Scores on Overall Rating by Type of Practice:
Alaska Bar Association Members

	Private, Solo		Private, 2-5 Attorneys		Private, 6+ Attorneys		Private, Corporate Employee		State Judge or Judicial Officer		Government		Public Service Agency or Organization (not govt)		Other		Overall Evaluation*
	Mean	N	Mean	N	Mean	N	Mean	N	Mean	N	Mean	N	Mean	N	Mean	N	
Joel Bolger	4.3	40	4.4	32	4.8	26	4.2	5	4.8	35	4.4	37	4.7	3	4.5	4	4.5
Harold M. Brown	3.5	82	3.7	58	3.9	49	4.0	8	4.1	28	3.4	66	3.3	4	4.3	8	3.7
Leonard R. Devaney, III	4.0	10	3.2	11	2.1	14	--	0	4.4	21	3.0	32	3.8	6	4.5	4	3.4
Richard H. Erlich	4.1	36	3.9	26	3.5	34	5.0	3	4.4	35	3.6	42	3.6	5	4.3	4	3.9
Ben Esch	3.9	53	4.0	46	4.2	41	4.0	5	4.7	37	4.1	47	4.0	6	4.6	5	4.1
Charles T. Huguelet	3.7	33	3.9	34	4.2	29	4.0	1	4.5	11	3.1	47	4.0	1	4.0	1	3.7
Peter Michalski	3.7	149	4.0	111	4.2	125	4.0	15	4.7	38	4.5	103	3.8	11	4.2	17	4.1
William F. Morse	3.7	93	3.4	85	3.5	73	3.4	7	4.4	20	3.3	71	4.0	7	4.0	2	3.5
Randy M. Olsen	4.0	34	4.2	37	4.2	24	5.0	2	4.5	19	3.8	39	3.2	5	4.5	6	4.1
Eric Smith	4.2	70	4.0	66	3.7	32	3.8	4	4.7	38	4.1	60	4.2	5	4.3	4	4.1
John Suddock	4.0	90	3.8	82	4.2	73	3.6	5	4.2	21	3.7	73	3.9	8	3.8	5	3.9
Sen Tan	4.3	128	4.4	112	4.1	117	3.8	13	4.8	32	4.4	96	4.6	10	4.7	11	4.3
Fred Torrisi	4.3	41	4.5	39	4.2	20	3.5	2	4.7	28	4.1	52	4.8	6	4.0	3	4.3
Philip R. Volland	4.4	70	4.3	63	4.6	62	4.3	9	4.8	23	4.4	70	4.7	10	4.7	6	4.5
Larry Weeks	4.4	74	4.5	63	4.2	52	4.7	7	4.9	41	4.4	82	4.8	8	4.5	11	4.5
Michael L. Wolverton	4.3	96	4.1	60	4.4	60	4.3	10	4.5	36	3.8	92	4.4	5	4.3	10	4.2
Mark I. Wood	4.3	36	4.4	48	4.1	28	4.3	3	4.6	30	3.9	55	4.0	4	4.3	6	4.2
Larry C. Zervos	4.4	51	4.5	42	4.3	29	--	0	4.9	35	4.3	46	4.7	3	4.4	7	4.5

Note: Ratings for only those respondents with direct professional experience with the judge.

*Ratings from Table 1

Table continues

Table 16 - Continued
Mean Scores on Overall Rating by Type of Practice:
Alaska Bar Association Members

	Private, Solo		Private, 2-5 Attorneys		Private, 6+ Attorneys		Private, Corporate Employee		State Judge or Judicial Officer		Government		Public Service Agency or Organization (not govt)		Other		Overall Evaluation*
	Mean	N	Mean	N	Mean	N	Mean	N	Mean	N	Mean	N	Mean	N	Mean	N	
	Winston S. Burbank	4.5	26	4.6	35	4.2	19	--	0	4.8	16	3.9	34	4.5	2	5.0	
Brian K. Clark	4.2	36	4.2	35	4.3	22	3.5	2	4.6	18	4.5	63	4.5	2	4.5	2	4.3
William L. Estelle	3.8	27	3.9	20	3.6	11	1.5	2	4.3	13	3.6	34	5.0	1	4.7	3	3.8
Gregory Louis Heath	3.9	17	4.4	8	4.0	1	3.0	1	4.6	7	4.3	18	3.0	1	4.0	2	4.1
Jane F. Kauvar	3.8	32	3.7	33	4.3	11	4.0	2	4.4	34	3.7	43	3.0	3	4.4	8	3.9
David S. Landry	3.5	23	4.0	14	4.3	6	--	0	4.1	13	4.0	22	2.0	1	2.0	1	3.8
John R. Lohff	4.0	78	4.0	62	4.1	54	4.3	8	4.5	31	4.0	72	3.8	6	4.3	9	4.1
Kevin Miller	4.6	21	4.4	18	3.7	6	4.0	1	4.9	15	4.2	20	--	0	4.7	3	4.4
Greg Motyka	4.2	81	4.3	60	4.3	38	4.3	7	4.0	21	4.1	72	3.6	5	4.2	6	4.2
Sigurd E. Murphy	4.2	112	4.2	92	3.8	77	4.4	11	4.1	41	3.3	101	4.3	8	4.3	10	3.9
Stephanie Rhoades	3.6	94	3.3	69	3.7	57	3.3	10	4.1	41	3.5	85	4.1	8	3.8	11	3.6
Jack W. Smith	4.2	33	3.9	32	4.6	16	--	0	4.8	18	4.3	48	4.0	1	5.0	1	4.3
John W. Wolfe	4.1	17	4.3	14	3.0	3	3.0	1	4.4	9	3.9	25	4.5	2	5.0	1	4.1

Note: Ratings for only those respondents with direct professional experience with the judge.

*Ratings from Table 1.

Table 17
Mean Scores on Overall Rating by Respondent Gender:
Alaska Bar Association Members

	Male		Female		Overall Evaluation*
	Mean	N	Mean	N	Mean
Joel Bolger	4.6	135	4.4	47	4.5
Harold M. Brown	3.8	227	3.4	75	3.7
Leonard R. Devaney, III	3.3	67	3.6	31	3.4
Richard H. Erlich	3.9	125	3.9	61	3.9
Ben Esch	4.2	178	4.0	63	4.1
Charles T. Huguelet	3.7	101	3.7	56	3.7
Peter Michalski	4.1	413	4.1	154	4.1
William F. Morse	3.5	261	3.5	97	3.5
Randy M. Olsen	4.2	124	3.8	41	4.1
Eric Smith	4.1	205	4.1	75	4.1
John Suddock	4.0	254	3.8	103	3.9
Sen Tan	4.2	361	4.5	156	4.3
Fred Torrisi	4.4	147	4.2	44	4.3
Philip R. Volland	4.4	225	4.5	88	4.5
Larry Weeks	4.5	236	4.5	102	4.5
Michael L. Wolverton	4.1	255	4.3	112	4.2
Mark I. Wood	4.3	150	4.0	59	4.2
Larry C. Zervos	4.4	163	4.6	50	4.5

Note: Ratings for only those respondents with direct professional experience with the judge.

*Ratings from Table 1.

Table continues

Table 17 - Continued
Mean Scores on Overall Rating by Respondent Gender:
Alaska Bar Association Members

	Male		Female		Overall Evaluation*
	Mean	N	Mean	N	Mean
Winston S. Burbank	4.4	100	4.2	36	4.4
Brian K. Clark	4.3	114	4.5	65	4.3
William L. Estelle	3.8	79	3.6	32	3.8
Gregory Louis Heath	4.2	35	4.2	20	4.1
Jane F. Kauvar	3.9	119	3.9	48	3.9
David S. Landry	3.9	51	3.8	29	3.8
John R. Lohff	4.2	225	3.9	96	4.1
Kevin Miller	4.5	61	4.2	23	4.4
Greg Motyka	4.2	209	4.1	81	4.2
Sigurd E. Murphy	4.1	341	3.5	111	3.9
Stephanie Rhoades	3.6	270	3.6	105	3.6
Jack W. Smith	4.3	106	4.1	43	4.3
John W. Wolfe	4.1	48	4.0	24	4.1

Note: Ratings for only those respondents with direct professional experience with the judge.

*Ratings from Table 1.

Table 18
Mean Scores on Overall Rating by Length of Alaska Practice:
Alaska Bar Association Members

	5 Years or fewer		6 to 10 years		11 to 15 years		16 to 20 years		21 years or more		Overall Evaluation*
	Mean	N	Mean	N	Mean	N	Mean	N	Mean	N	Mean
Joel Bolger	4.2	12	4.5	15	4.4	20	4.4	29	4.6	106	4.5
Harold M. Brown	3.3	20	3.8	17	3.4	30	3.5	38	3.8	198	3.7
Leonard R. Devaney, III	3.4	13	3.4	5	3.6	9	3.2	22	3.5	48	3.4
Richard H. Erlich	3.6	11	3.9	14	4.0	23	3.9	30	3.9	109	3.9
Ben Esch	3.7	18	4.2	15	4.1	30	3.9	32	4.3	146	4.1
Charles T. Huguelet	3.6	19	3.8	15	3.9	20	3.4	25	3.8	77	3.7
Peter Michalski	4.1	36	4.4	52	4.1	65	4.0	84	4.1	332	4.1
William F. Morse	3.5	35	3.4	30	3.6	49	3.3	54	3.6	190	3.5
Randy M. Olsen	4.0	18	4.2	6	3.3	15	3.8	27	4.3	100	4.1
Eric Smith	3.9	18	3.7	26	4.1	40	4.0	50	4.3	147	4.1
John Suddock	3.9	37	4.1	25	3.7	49	3.6	48	4.0	197	3.9
Sen Tan	4.2	40	4.1	44	4.4	64	4.2	73	4.4	298	4.3
Fred Torrisi	4.2	15	4.2	15	4.3	19	4.3	28	4.4	115	4.3
Philip R. Volland	4.3	32	4.6	28	4.5	40	4.2	36	4.5	176	4.5
Larry Weeks	4.5	21	4.7	16	4.3	32	4.2	42	4.5	229	4.5
Michael L. Wolverton	4.2	26	4.3	33	4.1	46	3.9	56	4.3	207	4.2
Mark I. Wood	4.1	19	4.4	14	3.9	23	4.0	36	4.3	119	4.2
Larry C. Zervos	4.4	18	4.8	12	4.3	22	4.2	28	4.6	134	4.5

Note: Ratings for only those respondents with direct professional experience with the judge.

*Ratings from Table 1.

Table continues

Table 18 - Continued
Mean Scores on Overall Rating by Length of Alaska Practice:
Alaska Bar Association Members

	5 Years or fewer		6 to 10 years		11 to 15 years		16 to 20 years		21 years or more		Overall Evaluation*
	Mean	N	Mean	N	Mean	N	Mean	N	Mean	N	Mean
Winston S. Burbank	4.0	18	4.3	9	4.3	9	4.1	23	4.6	79	4.4
Brian K. Clark	4.5	25	4.6	28	4.3	30	4.2	25	4.3	71	4.3
William L. Estelle	3.4	15	3.6	14	4.0	21	3.5	19	4.0	42	3.8
Gregory Louis Heath	3.9	10	4.0	10	4.3	8	4.3	10	4.3	16	4.1
Jane F. Kauvar	4.0	20	3.6	12	3.4	14	3.7	30	4.1	92	3.9
David S. Landry	3.8	14	3.9	9	4.1	11	3.8	13	3.8	32	3.8
John R. Lohff	4.0	33	4.1	33	3.9	45	3.7	43	4.2	166	4.1
Kevin Miller	4.2	17	4.5	6	4.9	7	4.5	8	4.4	47	4.4
Greg Motyka	4.4	32	4.3	29	4.2	44	3.8	36	4.2	147	4.2
Sigurd E. Murphy	3.7	37	3.5	42	4.0	59	3.8	56	4.0	260	3.9
Stephanie Rhoades	3.3	38	3.3	35	3.4	55	3.5	48	3.8	199	3.6
Jack W. Smith	4.3	24	4.1	18	4.4	22	4.0	21	4.3	63	4.3
John W. Wolfe	3.9	10	4.1	11	4.1	9	3.9	14	4.2	27	4.1

Note: Ratings for only those respondents with direct professional experience with the judge.

*Ratings from Table 1.

Table 19
Mean Scores on Overall Rating by Type of Work:
Peace and Probation Officers

	State Law Enforcement Officer		Municipal/Borough Law Enforcement Officer		Village Public Safety Officer (VPSO)		Probation/Parole Officer		Other		Overall Evaluation*
	Mean	N	Mean	N	Mean	N	Mean	N	Mean	N	Mean
Joel Bolger	4.2	5	4.6	17	--	0	4.6	5	--	0	4.6
Harold M. Brown	3.6	13	4.4	15	--	0	4.1	8	5.0	1	4.1
Leonard R. Devaney, III	3.4	5	5.0	2	5.0	1	3.8	12	--	0	3.9
Richard H. Erlich	3.1	10	3.3	3	--	0	3.0	5	--	0	3.1
Ben Esch	3.6	8	4.2	5	--	0	4.3	7	--	0	4.0
Charles T. Huguelet	3.4	9	4.0	10	--	0	2.8	5	--	0	3.5
Peter Michalski	3.6	8	4.1	9	--	0	4.3	7	5.0	1	4.0
William F. Morse	4.0	1	--	0	--	0	5.0	1	5.0	1	4.7
Randy M. Olsen	3.3	9	2.7	3	--	0	3.6	11	4.5	2	3.5
Eric Smith	4.0	14	4.1	11	--	0	3.7	15	5.0	1	3.9
John Suddock	3.8	4	3.5	4	--	0	3.5	2	--	0	3.6
Sen Tan	3.0	3	4.2	5	--	0	3.7	3	--	0	3.7
Fred Torrisi	4.0	3	5.0	1	3.5	2	4.5	2	4.0	1	4.1
Philip R. Volland	4.4	7	4.5	12	--	0	3.9	9	--	0	4.3
Larry Weeks	4.2	13	4.7	26	5.0	1	4.3	9	5.0	1	4.5
Michael L. Wolverton	3.3	15	3.6	23	--	0	3.8	18	5.0	1	3.6
Mark I. Wood	4.2	15	3.8	8	--	0	4.0	13	5.0	2	4.1
Larry C. Zervos	3.4	7	3.7	14	3.0	1	4.3	8	5.0	1	3.8

Note: Ratings for only those respondents with direct professional experience with the judge.

*Ratings from Table 1.

Table continues

Table 19 - Continued
Mean Scores on Overall Rating by Type of Work:
Peace and Probation Officers

	State Law Enforcement Officer		Municipal/Borough Law Enforcement Officer		Village Public Safety Officer (VPSO)		Probation/Parole Officer		Other		Overall Evaluation*
	Mean	N	Mean	N	Mean	N	Mean	N	Mean	N	Mean
Winston S. Burbank	4.6	15	4.2	6	--	0	3.7	3	5.0	2	4.4
Brian K. Clark	4.7	12	4.4	18	--	0	--	0	--	0	4.5
William L. Estelle	3.5	13	3.7	10	--	0	3.8	6	--	0	3.7
Gregory Louis Heath	4.1	8	3.4	7	--	0	4.0	5	--	0	3.9
Jane F. Kauvar	4.0	20	2.0	8	--	0	4.0	13	5.0	3	3.7
David S. Landry	4.1	12	4.2	13	--	0	5.0	2	3.0	1	4.2
John R. Lohff	3.1	7	3.9	22	--	0	3.3	3	--	0	3.7
Kevin Miller	4.7	11	4.8	12	--	0	4.5	2	--	0	4.8
Greg Motyka	4.2	13	4.2	25	--	0	3.0	1	4.0	1	4.2
Sigurd E. Murphy	3.8	17	4.4	33	--	0	4.1	10	5.0	1	4.2
Stephanie Rhoades	3.9	18	4.0	27	--	0	3.8	9	5.0	1	4.0
Jack W. Smith	4.0	15	4.3	10	--	0	5.0	2	--	0	4.2
John W. Wolfe	4.1	11	4.1	15	--	0	--	0	--	0	4.1

Note: Ratings for only those respondents with direct professional experience with the judge.

*Ratings from Table 1.

Table 20
Mean Scores on Overall Rating by Location of Work:
Peace and Probation Officers

	First District		Second District		Third District		Fourth District		Outside of Alaska		Overall Evaluation*
	Mean	N	Mean	N	Mean	N	Mean	N	Mean	N	Mean
Joel Bolger	5.0	1	4.0	1	4.6	25	--	0	--	0	4.6
Harold M. Brown	--	0	--	0	4.1	35	4.0	2	--	0	4.1
Leonard R. Devaney, III	5.0	2	5.0	1	3.3	7	4.0	10	--	0	3.9
Richard H. Erlich	4.0	1	2.9	10	3.2	6	4.0	1	--	0	3.1
Ben Esch	2.0	1	4.3	10	3.8	5	4.0	4	--	0	4.0
Charles T. Huguelet	--	0	--	0	3.5	24	--	0	--	0	3.5
Peter Michalski	--	0	--	0	4.0	25	--	0	--	0	4.0
William F. Morse	--	0	--	0	4.7	3	--	0	--	0	4.7
Randy M. Olsen	--	0	4.0	1	--	0	3.5	24	--	0	3.5
Eric Smith	--	0	--	0	3.9	40	5.0	1	--	0	3.9
John Suddock	--	0	--	0	3.6	10	--	0	--	0	3.6
Sen Tan	--	0	--	0	3.7	11	--	0	--	0	3.7
Fred Torrisi	--	0	--	0	4.1	7	4.0	2	--	0	4.1
Philip R. Volland	--	0	--	0	4.3	28	--	0	--	0	4.3
Larry Weeks	4.6	39	--	0	4.2	10	4.5	2	--	0	4.5
Michael L. Wolverton	--	0	1.0	1	3.6	55	5.0	1	--	0	3.6
Mark I. Wood	--	0	5.0	1	5.0	2	4.0	35	--	0	4.1
Larry C. Zervos	3.8	24	--	0	4.3	4	3.7	3	--	0	3.8

Note: Ratings for only those respondents with direct professional experience with the judge.

*Ratings from Table 1.

Table continues

Table 20 - Continued
Mean Scores on Overall Rating by Location of Work:
Peace and Probation Officers

	First District		Second District		Third District		Fourth District		Outside of Alaska		Overall Evaluation*
	Mean	N	Mean	N	Mean	N	Mean	N	Mean	N	Mean
Winston S. Burbank	--	0	--	0	--	0	4.4	26	--	0	4.4
Brian K. Clark	--	0	5.0	1	4.5	29	--	0	--	0	4.5
William L. Estelle	--	0	--	0	3.7	29	--	0	--	0	3.7
Gregory Louis Heath	--	0	--	0	3.9	20	--	0	--	0	3.9
Jane F. Kauvar	--	0	4.0	1	4.6	5	3.6	38	--	0	3.7
David S. Landry	--	0	--	0	4.1	27	5.0	1	--	0	4.2
John R. Lohff	--	0	--	0	3.7	32	--	0	--	0	3.7
Kevin Miller	4.7	22	--	0	5.0	3	--	0	--	0	4.8
Greg Motyka	--	0	--	0	4.2	40	--	0	--	0	4.2
Sigurd E. Murphy	--	0	--	0	4.3	59	2.5	2	--	0	4.2
Stephanie Rhoades	4.0	1	--	0	4.0	52	4.5	2	--	0	4.0
Jack W. Smith	--	0	5.0	1	4.2	25	4.0	1	--	0	4.2
John W. Wolfe	--	0	--	0	4.1	26	--	0	--	0	4.1

Note: Ratings for only those respondents with direct professional experience with the judge.

*Ratings are from Table 1.

Table 21
Mean Scores on Overall Rating by Community Population:
Peace and Probation Officers

	Under 2,000		Between 2,000 and 35,000		Over 35,000		Overall Evaluation*
	Mean	N	Mean	N	Mean	N	Mean
Joel Bolger	--	0	4.6	22	4.4	5	4.6
Harold M. Brown	4.0	1	4.2	31	3.6	5	4.1
Leonard R. Devaney, III	5.0	1	4.2	11	3.4	8	3.9
Richard H. Erlich	4.0	1	2.7	10	3.6	7	3.1
Ben Esch	2.0	1	4.3	13	3.7	6	4.0
Charles T. Huguelet	--	0	3.6	23	3.0	1	3.5
Peter Michalski	--	0	5.0	1	4.0	24	4.0
William F. Morse	--	0	5.0	1	4.5	2	4.7
Randy M. Olsen	--	0	3.3	4	3.5	21	3.5
Eric Smith	--	0	4.0	15	3.9	26	3.9
John Suddock	--	0	3.0	1	3.7	9	3.6
Sen Tan	--	0	5.0	2	3.4	9	3.7
Fred Torrisi	3.8	4	5.0	1	4.3	4	4.1
Philip R. Volland	--	0	4.0	1	4.3	27	4.3
Larry Weeks	4.8	8	4.6	33	3.9	10	4.5
Michael L. Wolverton	--	0	3.8	5	3.6	52	3.6
Mark I. Wood	4.0	2	4.0	9	4.1	27	4.1
Larry C. Zervos	3.8	5	3.9	23	3.3	3	3.8

Note: Ratings for only those respondents with direct professional experience with the judge.

*Ratings from Table 1.

Table continues

Table 21 - Continued
Mean Scores on Overall Rating by Community Population:
Peace and Probation Officers

	Under 2,000		Between 2,000 and 35,000		Over 35,000		Overall Evaluation*
	Mean	N	Mean	N	Mean	N	Mean
Winston S. Burbank	4.5	2	4.4	5	4.4	19	4.4
Brian K. Clark	--	0	4.3	3	4.6	27	4.5
William L. Estelle	5.0	1	3.6	17	3.5	11	3.7
Gregory Louis Heath	--	0	3.6	11	4.1	9	3.9
Jane F. Kauvar	3.8	4	3.8	15	3.6	25	3.7
David S. Landry	5.0	1	4.2	25	3.5	2	4.2
John R. Lohff	--	0	3.0	1	3.7	31	3.7
Kevin Miller	5.0	4	4.7	19	4.5	2	4.8
Greg Motyka	4.0	1	4.5	2	4.2	37	4.2
Sigurd E. Murphy	--	0	3.9	8	4.3	53	4.2
Stephanie Rhoades	4.0	1	4.3	6	3.9	48	4.0
Jack W. Smith	--	0	4.4	8	4.1	19	4.2
John W. Wolfe	4.0	2	4.1	15	4.2	9	4.1

Note: Ratings for only those respondents with direct professional experience with the judge.

*Ratings from Table 1.

Table 22
Mean Scores on Overall Rating by Respondent Gender:
Peace and Probation Officers

	Male		Female		Overall Evaluation*
	Mean	N	Mean	N	Mean
Joel Bolger	4.6	23	4.5	4	4.6
Harold M. Brown	4.0	30	4.4	7	4.1
Leonard R. Devaney, III	3.9	14	3.8	6	3.9
Richard H. Erlich	3.3	16	2.0	2	3.1
Ben Esch	3.9	14	4.2	6	4.0
Charles T. Huguelet	3.6	21	3.3	3	3.5
Peter Michalski	3.9	21	4.8	4	4.0
William F. Morse	4.0	1	5.0	2	4.7
Randy M. Olsen	3.6	16	3.3	9	3.5
Eric Smith	3.9	28	4.0	13	3.9
John Suddock	3.4	8	4.5	2	3.6
Sen Tan	4.0	8	3.0	3	3.7
Fred Torrisi	4.0	8	5.0	1	4.1
Philip R. Volland	4.2	19	4.6	9	4.3
Larry Weeks	4.5	43	4.4	8	4.5
Michael L. Wolverton	3.5	40	4.0	17	3.6
Mark I. Wood	4.1	28	4.0	10	4.1
Larry C. Zervos	3.7	27	4.3	4	3.8

Note: Ratings for only those respondents with direct professional experience with the judge.

*Ratings from Table 1.

Table continues

Table 22 - Continued
Mean Scores on Overall Rating by Respondent Gender:
Peace and Probation Officers

	Male		Female		Overall Evaluation*
	Mean	N	Mean	N	Mean
Winston S. Burbank	4.4	23	4.3	3	4.4
Brian K. Clark	4.6	25	4.4	5	4.5
William L. Estelle	3.6	22	3.9	7	3.7
Gregory Louis Heath	3.9	15	3.8	5	3.9
Jane F. Kauvar	3.5	32	4.3	12	3.7
David S. Landry	4.2	24	4.0	4	4.2
John R. Lohff	3.6	27	3.8	5	3.7
Kevin Miller	4.7	23	5.0	1	4.8
Greg Motyka	4.1	31	4.6	9	4.2
Sigurd E. Murphy	4.1	47	4.5	14	4.2
Stephanie Rhoades	3.9	43	4.2	12	4.0
Jack W. Smith	4.2	19	4.3	8	4.2
John W. Wolfe	4.1	22	4.0	4	4.1

Note: Ratings for only those respondents with direct professional experience with the judge.

*Ratings from Table 1.

Table continues

Table 23
Mean Scores on Overall Rating by Length of Experience:
Peace and Probation Officers

	5 Years or fewer		6 to 10 years		11 to 15 years		16 to 20 years		21 years or more		Overall Evaluation*
	Mean	N	Mean	N	Mean	N	Mean	N	Mean	N	Mean
Joel Bolger	4.6	10	4.7	7	4.3	7	4.5	2	5.0	1	4.6
Harold M. Brown	4.3	15	4.2	5	3.3	9	4.6	7	4.0	1	4.1
Leonard R. Devaney, III	4.0	10	3.7	3	5.0	1	3.6	5	4.0	1	3.9
Richard H. Erlich	3.0	4	2.7	3	2.3	4	3.7	3	4.0	4	3.1
Ben Esch	4.0	4	3.8	5	4.2	6	4.0	3	4.0	2	4.0
Charles T. Huguelet	3.5	8	3.0	4	3.4	8	4.7	3	4.0	1	3.5
Peter Michalski	4.7	3	4.3	4	3.6	7	4.7	3	3.9	8	4.0
William F. Morse	5.0	1	4.0	1	--	0	5.0	1	--	0	4.7
Randy M. Olsen	3.7	9	3.8	5	2.7	6	4.0	2	3.7	3	3.5
Eric Smith	4.1	12	4.0	15	3.3	4	4.7	3	3.6	7	3.9
John Suddock	3.8	4	3.6	5	--	0	--	0	3.0	1	3.6
Sen Tan	4.5	2	4.0	4	3.0	2	5.0	1	2.5	2	3.7
Fred Torrisi	--	0	4.0	4	4.0	2	--	0	4.3	3	4.1
Philip R. Volland	4.2	9	4.5	13	3.8	4	--	0	4.5	2	4.3
Larry Weeks	4.7	9	4.7	15	4.4	13	4.8	11	2.3	3	4.5
Michael L. Wolverton	4.2	13	3.5	13	3.3	11	3.7	7	3.4	13	3.6
Mark I. Wood	4.1	12	3.6	8	4.4	7	3.8	5	4.5	6	4.1
Larry C. Zervos	3.8	10	3.8	10	3.7	7	4.0	3	4.0	1	3.8

Note: Ratings for only those respondents with direct professional experience with the judge.

*Ratings from Table 1.

Table continues

Table 23 - Continued
Mean Scores on Overall Rating by Length of Experience:
Peace and Probation Officers

	5 Years or fewer		6 to 10 years		11 to 15 years		16 to 20 years		21 years or more		Overall Evaluation*
	Mean	N	Mean	N	Mean	N	Mean	N	Mean	N	Mean
Winston S. Burbank	4.6	14	4.0	3	4.4	5	4.0	2	4.0	2	4.4
Brian K. Clark	4.6	5	4.6	8	4.6	9	4.3	3	4.4	5	4.5
William L. Estelle	3.8	12	4.0	6	3.5	2	3.0	1	3.3	7	3.7
Gregory Louis Heath	4.1	8	4.0	5	3.5	2	3.0	1	4.0	3	3.9
Jane F. Kauvar	3.9	18	3.5	8	3.6	7	3.8	6	3.4	5	3.7
David S. Landry	4.3	11	5.0	3	3.8	8	4.2	5	4.0	1	4.2
John R. Lohff	3.3	4	3.5	8	3.8	11	4.0	3	3.7	6	3.7
Kevin Miller	5.0	5	4.9	9	4.3	7	5.0	4	--	0	4.8
Greg Motyka	4.7	3	4.0	11	4.1	15	4.8	4	4.0	7	4.2
Sigurd E. Murphy	4.5	8	4.0	16	4.1	16	4.3	6	4.3	15	4.2
Stephanie Rhoades	4.2	10	3.6	13	4.1	14	4.5	6	3.7	11	4.0
Jack W. Smith	4.1	7	4.6	10	3.8	4	4.5	2	3.5	4	4.2
John W. Wolfe	4.3	9	3.7	6	4.2	5	5.0	2	4.3	3	4.1

Note: Ratings for only those respondents with direct professional experience with the judge.

*Ratings from Table 1.

Table 24
Mean Scores on Overall Rating by Type of Work:
Social Workers, Guardians ad Litem and CASA Volunteers

	Social Worker		Guardian ad Litem		CASA Volunteer		Other		Overall Evaluation*
	Mean	N	Mean	N	Mean	N	Mean	N	Mean
Joel Bolger	5.0	2	5.0	2	--	0	5.0	1	5.0
Harold M. Brown	5.0	3	5.0	3	--	0	--	0	5.0
Leonard R. Devaney, III	2.5	2	5.0	1	--	0	--	0	3.3
Richard H. Erlich	--	0	5.0	1	--	0	--	0	5.0
Ben Esch	--	0	5.0	1	--	0	--	0	5.0
Charles T. Huguelet	4.0	4	5.0	5	--	0	--	0	4.6
Peter Michalski	4.0	7	4.5	4	4.7	6	--	0	4.4
William F. Morse	3.7	9	4.7	3	--	0	--	0	3.9
Randy M. Olsen	4.8	8	--	0	5.0	1	--	0	4.8
Eric Smith	--	0	4.0	1	--	0	--	0	4.0
John Suddock	4.0	6	4.7	3	5.0	1	--	0	4.4
Sen Tan	3.7	7	5.0	3	3.0	2	--	0	3.9
Fred Torrisi	--	0	4.0	1	--	0	4.0	1	4.3
Philip R. Volland	2.6	5	5.0	1	--	0	--	0	3.0
Larry Weeks	--	0	5.0	5	5.0	6	5.0	1	5.0
Michael L. Wolverton	3.0	1	5.0	1	--	0	--	0	4.0
Mark I. Wood	3.7	6	--	0	5.0	1	--	0	3.9
Larry C. Zervos	5.0	1	5.0	5	--	0	4.0	1	4.9

Note: Ratings for only those respondents with direct professional experience with the judge.

*Ratings from Table 1.

Table continues

Table 24 - Continued
Mean Scores on Overall Rating by Type of Work:
Social Workers, Guardians ad Litem and CASA Volunteers

	Social Worker		Guardian ad Litem		CASA Volunteer		Other		Overall Evaluation*
	Mean	N	Mean	N	Mean	N	Mean	N	Mean
Winston S. Burbank	4.5	2	--	0	--	0	--	0	4.5
Brian K. Clark	--	0	--	0	--	0	--	0	--
William L. Estelle	--	0	--	0	--	0	--	0	--
Gregory Louis Heath	--	0	--	0	--	0	--	0	--
Jane F. Kauvar	4.5	2	--	0	--	0	--	0	4.5
David S. Landry	5.0	3	5.0	3	--	0	--	0	5.0
John R. Lohff	--	0	--	0	3.0	1	--	0	4.0
Kevin Miller	5.0	1	5.0	1	--	0	--	0	5.0
Greg Motyka	--	0	--	0	--	0	--	0	--
Sigurd E. Murphy	3.0	1	--	0	4.0	2	--	0	3.7
Stephanie Rhoades	4.3	6	5.0	1	5.0	1	--	0	4.6
Jack W. Smith	--	0	--	0	--	0	--	0	--
John W. Wolfe	--	0	--	0	--	0	--	0	--

Note: Ratings for only those respondents with direct professional experience with the judge.

*Ratings from Table 1.

Table 25
Mean Scores on Overall Rating by Location of Work:
Social Workers, Guardians ad Litem and CASA Volunteers

	First District		Second District		Third District		Fourth District		Outside of Alaska		Overall Evaluation*
	Mean	N	Mean	N	Mean	N	Mean	N	Mean	N	Mean
Joel Bolger	--	0	--	0	5.0	5	--	0	--	0	5.0
Harold M. Brown	--	0	--	0	5.0	6	--	0	--	0	5.0
Leonard R. Devaney, III	--	0	--	0	--	0	3.3	3	--	0	3.3
Richard H. Erlich	--	0	--	0	5.0	1	--	0	--	0	5.0
Ben Esch	--	0	--	0	5.0	1	--	0	--	0	5.0
Charles T. Huguelet	--	0	--	0	4.6	9	--	0	--	0	4.6
Peter Michalski	--	0	--	0	4.4	17	--	0	--	0	4.4
William F. Morse	--	0	--	0	3.9	12	--	0	--	0	3.9
Randy M. Olsen	--	0	--	0	--	0	4.8	9	--	0	4.8
Eric Smith	--	0	--	0	4.0	1	--	0	--	0	4.0
John Suddock	--	0	--	0	4.3	10	--	0	--	0	4.4
Sen Tan	--	0	--	0	3.9	12	--	0	--	0	3.9
Fred Torrisi	--	0	--	0	4.0	2	--	0	--	0	4.3
Philip R. Volland	--	0	--	0	3.0	6	--	0	--	0	3.0
Larry Weeks	5.0	12	--	0	--	0	--	0	--	0	5.0
Michael L. Wolverton	--	0	--	0	4.0	2	--	0	--	0	4.0
Mark I. Wood	--	0	--	0	--	0	3.9	7	--	0	3.9
Larry C. Zervos	4.9	7	--	0	--	0	--	0	--	0	4.9

Note: Ratings for only those respondents with direct professional experience with the judge.

*Ratings from Table 1.

Table continues

Table 25 - Continued
Mean Scores on Overall Rating by Location of Work:
Social Workers, Guardians ad Litem and CASA Volunteers

	First District		Second District		Third District		Fourth District		Outside of Alaska		Overall Evaluation*
	Mean	N	Mean	N	Mean	N	Mean	N	Mean	N	Mean
Winston S. Burbank	--	0	--	0	--	0	4.5	2	--	0	4.5
Brian K. Clark	--	0	--	0	--	0	--	0	--	0	--
William L. Estelle	--	0	--	0	--	0	--	0	--	0	--
Gregory Louis Heath	--	0	--	0	--	0	--	0	--	0	--
Jane F. Kauvar	--	0	--	0	--	0	4.5	2	--	0	4.5
David S. Landry	--	0	--	0	5.0	6	--	0	--	0	5.0
John R. Lohff	--	0	--	0	3.0	1	--	0	--	0	4.0
Kevin Miller	5.0	2	--	0	--	0	--	0	--	0	5.0
Greg Motyka	--	0	--	0	--	0	--	0	--	0	--
Sigurd E. Murphy	--	0	--	0	3.7	3	--	0	--	0	3.7
Stephanie Rhoades	--	0	--	0	4.5	8	--	0	--	0	4.6
Jack W. Smith	--	0	--	0	--	0	--	0	--	0	--
John W. Wolfe	--	0	--	0	--	0	--	0	--	0	--

Note: Ratings for only those respondents with direct professional experience with the judge.

*Ratings from Table 1.

Table 26
Mean Scores on Overall Rating by Community Population:
Social Workers, Guardians ad Litem and CASA Volunteers

	Under 2,000		Between 2,000 and 35,000		Over 35,000		Overall Evaluation*
	Mean	N	Mean	N	Mean	N	Mean
Joel Bolger	--	0	5.0	4	5.0	1	5.0
Harold M. Brown	--	0	5.0	4	5.0	2	5.0
Leonard R. Devaney, III	--	0	3.3	3	--	0	3.3
Richard H. Erlich	--	0	--	0	5.0	1	5.0
Ben Esch	--	0	--	0	5.0	1	5.0
Charles T. Huguelet	--	0	4.5	4	4.6	5	4.6
Peter Michalski	--	0	--	0	4.4	17	4.4
William F. Morse	--	0	--	0	3.9	12	3.9
Randy M. Olsen	--	0	--	0	4.8	9	4.8
Eric Smith	--	0	--	0	4.0	1	4.0
John Suddock	--	0	--	0	4.3	10	4.4
Sen Tan	--	0	--	0	3.9	12	3.9
Fred Torrisi	--	0	4.0	1	4.0	1	4.3
Philip R. Volland	--	0	--	0	3.0	6	3.0
Larry Weeks	--	0	5.0	12	--	0	5.0
Michael L. Wolverton	--	0	--	0	4.0	2	4.0
Mark I. Wood	--	0	5.0	1	3.7	6	3.9
Larry C. Zervos	--	0	4.9	7	--	0	4.9

Note: Ratings for only those respondents with direct professional experience with the judge.

*Ratings from Table 1.

Table continues

Table 26 - Continued
Mean Scores on Overall Rating by Community Population:
Social Workers, Guardians ad Litem and CASA Volunteers

	Under 2,000		Between 2,000 and 35,000		Over 35,000		Overall Evaluation*
	Mean	N	Mean	N	Mean	N	Mean
Winston S. Burbank	--	0	5.0	1	4.0	1	4.5
Brian K. Clark	--	0	--	0	--	0	--
William L. Estelle	--	0	--	0	--	0	--
Gregory Louis Heath	--	0	--	0	--	0	--
Jane F. Kauvar	--	0	--	0	4.5	2	4.5
David S. Landry	--	0	5.0	4	5.0	2	5.0
John R. Lohff	--	0	--	0	3.0	1	4.0
Kevin Miller	--	0	5.0	2	--	0	5.0
Greg Motyka	--	0	--	0	--	0	--
Sigurd E. Murphy	--	0	--	0	3.7	3	3.7
Stephanie Rhoades	--	0	--	0	4.5	8	4.6
Jack W. Smith	--	0	--	0	--	0	--
John W. Wolfe	--	0	--	0	--	0	--

Note: Ratings for only those respondents with direct professional experience with the judge.

*Ratings for Table 1.

Table 27
Mean Scores on Overall Rating by Respondent Gender:
Social Workers, Guardians ad Litem and CASA Volunteers

	Male		Female		Overall Evaluation*
	Mean	N	Mean	N	Mean
Joel Bolger	5.0	1	5.0	4	5.0
Harold M. Brown	5.0	1	5.0	5	5.0
Leonard R. Devaney, III	5.0	1	2.5	2	3.3
Richard H. Erlich	--	0	5.0	1	5.0
Ben Esch	--	0	5.0	1	5.0
Charles T. Huguelet	4.0	1	4.6	8	4.6
Peter Michalski	4.0	2	4.4	15	4.4
William F. Morse	3.0	1	4.0	11	3.9
Randy M. Olsen	4.5	2	4.9	7	4.8
Eric Smith	--	0	4.0	1	4.0
John Suddock	4.0	2	4.4	8	4.4
Sen Tan	--	0	3.9	12	3.9
Fred Torrisi	--	0	4.0	2	4.3
Philip R. Volland	3.0	1	3.0	5	3.0
Larry Weeks	5.0	2	5.0	10	5.0
Michael L. Wolverton	3.0	1	5.0	1	4.0
Mark I. Wood	3.0	1	4.0	6	3.9
Larry C. Zervos	4.0	1	5.0	6	4.9

Note: Ratings for only those respondents with direct professional experience with the judge.

*Ratings from Table 1.

Table continues

Table 27 - Continued
Mean Scores on Overall Rating by Respondent Gender:
Social Workers, Guardians ad Litem and CASA Volunteers

	Male		Female		Overall Evaluation*
	Mean	N	Mean	N	Mean
Winston S. Burbank	4.0	1	5.0	1	4.5
Brian K. Clark	--	0	--	0	--
William L. Estelle	--	0	--	0	--
Gregory Louis Heath	--	0	--	0	--
Jane F. Kauvar	4.0	1	5.0	1	4.5
David S. Landry	5.0	1	5.0	5	5.0
John R. Lohff	--	0	3.0	1	4.0
Kevin Miller	--	0	5.0	2	5.0
Greg Motyka	--	0	--	0	--
Sigurd E. Murphy	4.0	2	3.0	1	3.7
Stephanie Rhoades	4.0	2	4.7	6	4.5
Jack W. Smith	--	0	--	0	--
John W. Wolfe	--	0	--	0	--

Note: Ratings for only those respondents with direct professional experience with the judge.
 *Ratings from Table 1.

Table 28
Mean Scores on Overall Rating by Length of Experience:
Social Workers, Guardians ad Litem and CASA Volunteers

	5 Years or fewer		6 to 10 years		11 to 15 years		16 to 20 years		21 years or more		Overall Evaluation*
	Mean	N	Mean	N	Mean	N	Mean	N	Mean	N	Mean
Joel Bolger	5.0	2	5.0	1	--	0	5.0	2	--	0	5.0
Harold M. Brown	5.0	2	5.0	2	5.0	1	5.0	1	--	0	5.0
Leonard R. Devaney, III	5.0	1	2.0	1	--	0	3.0	1	--	0	3.3
Richard H. Erlich	--	0	--	0	--	0	5.0	1	--	0	5.0
Ben Esch	--	0	--	0	--	0	5.0	1	--	0	5.0
Charles T. Huguelet	5.0	2	4.0	3	4.0	1	5.0	3	--	0	4.6
Peter Michalski	4.0	4	4.4	7	4.5	2	4.5	4	--	0	4.4
William F. Morse	4.0	4	3.4	5	--	0	4.7	3	--	0	3.9
Randy M. Olsen	5.0	1	4.6	5	5.0	2	5.0	1	--	0	4.8
Eric Smith	--	0	--	0	--	0	4.0	1	--	0	4.0
John Suddock	4.5	2	3.8	4	--	0	4.8	4	--	0	4.4
Sen Tan	3.6	5	3.3	3	4.0	1	5.0	3	--	0	3.9
Fred Torrisi	--	0	--	0	--	0	4.0	2	--	0	4.3
Philip R. Volland	2.0	1	2.8	4	--	0	5.0	1	--	0	3.0
Larry Weeks	5.0	5	5.0	2	5.0	3	5.0	1	--	0	5.0
Michael L. Wolverton	--	0	3.0	1	--	0	5.0	1	--	0	4.0
Mark I. Wood	5.0	1	3.5	4	5.0	1	3.0	1	--	0	3.9
Larry C. Zervos	--	0	5.0	2	5.0	3	4.5	2	--	0	4.9

Note: Ratings for only those respondents with direct professional experience with the judge.

*Ratings from Table 1.

Table continues

Table 28 - Continued
Mean Scores on Overall Rating by Length of Experience:
Social Workers, Guardians ad Litem and CASA Volunteers

	5 Years or fewer		6 to 10 years		11 to 15 years		16 to 20 years		21 years or more		Overall Evaluation*
	Mean	N	Mean	N	Mean	N	Mean	N	Mean	N	Mean
Winston S. Burbank	--	0	4.5	2	--	0	--	0	--	0	4.5
Brian K. Clark	--	0	--	0	--	0	--	0	--	0	--
William L. Estelle	--	0	--	0	--	0	--	0	--	0	--
Gregory Louis Heath	--	0	--	0	--	0	--	0	--	0	--
Jane F. Kauvar	--	0	5.0	1	--	0	4.0	1	--	0	4.5
David S. Landry	5.0	2	5.0	2	5.0	1	5.0	1	--	0	5.0
John R. Lohff	3.0	1	--	0	--	0	--	0	--	0	4.0
Kevin Miller	--	0	5.0	1	5.0	1	--	0	--	0	5.0
Greg Motyka	--	0	--	0	--	0	--	0	--	0	--
Sigurd E. Murphy	3.0	1	4.0	2	--	0	--	0	--	0	3.7
Stephanie Rhoades	4.5	2	4.3	4	--	0	5.0	2	--	0	4.6
Jack W. Smith	--	0	--	0	--	0	--	0	--	0	--
John W. Wolfe	--	0	--	0	--	0	--	0	--	0	--

Note: Ratings for only those respondents with direct professional experience with the judge.

*Ratings from Table 1.

Ratings of Judges

The tables that follow present responses to the individual survey items separately for each of the 31 judges. For each judge, nine tables and one graph are provided. For each judge, the first three tables are based on responses from Alaska Bar Association members and provide a demographic description of the respondents who rated the given judge; specific ratings for each survey item; and ratings and means on the “*Overall Evaluation*” item, broken down by respondents’ demographic characteristics and level of experience with a given judge. The second set of three tables is based on responses from peace and probation officers and provides a demographic description of the respondents who rated the given judge; specific ratings for each survey item; and ratings and means on the “*Overall Evaluation*” item, broken down by respondents’ demographic characteristics and level of experience with a given judge. The third set of three tables is based on responses from social workers, guardians ad litem, and CASA volunteers, and provides a demographic description of the respondents who rated the given judge; specific ratings for each survey item; and ratings and means on the “*Overall Evaluation*” item, broken down by respondents’ demographic characteristics and level of experience with a given judge. Following these nine tables is a graph that presents a visual representation of average ratings of each judge by respondent subgroups on each area of performance (*Legal Ability, Impartiality, Integrity, Judicial Temperament, Diligence, and Overall Evaluation*).

29. SUPERIOR COURT JUDGE JOEL BOLGER

A. Alaska Bar Association

Demographic Description (N=234)

	N	%
Type of Practice		
No Response	5	2.0%
Private, Solo	49	20.1%
Private, 2-5 Attorneys	37	15.2%
Private, 6+ Attorneys	37	15.2%
Private, Corporate Employee	5	2.0%
State Judge or Judicial Officer	49	20.1%
Government	46	18.9%
Public Service Agency or Organization (not govt)	6	2.4%
Other	9	3.7%
Length of Alaska Practice		
No Response	5	2.0%
5 Years or fewer	14	5.7%
6 to 10 years	17	6.9%
11 to 15 years	26	10.6%
16 to 20 years	38	15.6%
21 years or more	143	58.8%
Gender		
No Response	5	2.0%
Male	177	72.8%
Female	61	25.1%
Cases Handled		
No Response	5	2.0%
Prosecution	13	5.3%
Mainly Criminal	19	7.8%
Mixed Criminal & Civil	83	34.1%
Mainly Civil	112	46.0%
Other	11	4.5%
Location of Practice		
No Response	4	1.6%
First District	15	6.1%
Second District	7	2.8%
Third District	200	82.3%
Fourth District	14	5.7%
Outside of Alaska	3	1.2%

**Evaluation of Judge Joel Bolger:
Alaska Bar Association Members**

Summary of Findings

Judge Joel Bolger was evaluated by 189 Alaska Bar Association members who reported having direct professional experience with the judge. The mean score on *overall evaluation* was 4.5. The highest mean score was obtained on *integrity* (4.6) and the lowest score was obtained on *legal ability* (4.4). Details are present in the two tables that follow.

	Poor		Deficient		Accept		Good		Excellent		Mean
	N	%	N	%	N	%	N	%	N	%	
Legal Ability	1	0.5%	2	1.0%	20	10.5%	55	29.1%	111	58.7%	4.4
Impartiality/Fairness	4	2.1%	3	1.5%	14	7.4%	48	25.5%	119	63.2%	4.5
Integrity	1	0.5%	1	0.5%	16	8.6%	37	19.8%	131	70.4%	4.6
Judicial Temperament	3	1.6%	2	1.0%	13	7.0%	46	25.0%	120	65.2%	4.5
Diligence	1	0.5%	2	1.1%	16	9.0%	43	24.2%	115	64.9%	4.5
Overall Rating	1	0.5%	4	2.1%	14	7.4%	46	24.5%	122	65.2%	4.5

Note: Ratings for only those respondents who reported direct professional experience with the judge.

**Judge Joel Bolger: Detailed Information Responses
Alaska Bar Association Members**

	Legal Ability		Impartiality/ Fairness		Integrity		Judicial Temperament		Diligence		Overall Rating	
	Mean	N	Mean	N	Mean	N	Mean	N	Mean	N	Mean	N
	Basis for Evaluation of Judge											
No Response	4.0	1	4.0	1	4.0	1	4.0	1	4.0	1	4.0	1
Direct Professional	4.4	189	4.5	188	4.6	186	4.5	184	4.5	177	4.5	187
Professional Reputation	4.4	47	4.4	47	4.5	47	4.4	47	4.3	43	4.4	47
Other Personal Contacts	4.5	4	4.6	5	4.6	5	4.6	5	4.3	3	4.6	5
Type of Practice												
No Response	4.4	5	4.6	5	4.4	5	4.4	5	4.2	5	4.4	5
Private, Solo	4.2	41	4.2	41	4.3	41	4.3	41	4.3	39	4.3	40
Private, 2-5 Attorneys	4.4	32	4.3	32	4.6	32	4.4	32	4.5	32	4.4	32
Private, 6+ Attorneys	4.6	26	4.8	26	4.9	25	4.9	24	4.9	24	4.8	26
Private, Corporate Employee	4.4	5	4.2	5	4.2	5	4.2	5	4.0	4	4.2	5
State Judge or Judicial Officer	4.8	35	4.8	34	4.9	35	4.7	34	4.8	32	4.8	35
Government	4.3	37	4.4	37	4.5	36	4.4	35	4.5	33	4.4	37
Public Service Agency or Organization (not govt)	4.8	4	4.5	4	5.0	3	4.8	4	4.5	4	4.7	3
Other	4.3	4	4.5	4	4.5	4	4.5	4	4.5	4	4.5	4
Years Experience												
No Response	4.2	5	4.4	5	4.3	4	4.3	4	4.0	4	4.2	5
5 Years or fewer	4.3	12	4.3	12	4.3	11	4.1	13	4.3	12	4.2	12
6 to 10 years	4.5	15	4.1	14	4.5	15	4.4	15	4.5	14	4.5	15
11 to 15 years	4.4	20	4.4	20	4.6	20	4.4	20	4.5	20	4.4	20
16 to 20 years	4.3	29	4.3	29	4.4	29	4.4	28	4.3	27	4.4	29
21 years or more	4.5	108	4.6	108	4.7	107	4.6	104	4.7	100	4.6	106
Gender												
No Response	4.4	5	4.6	5	4.4	5	4.4	5	4.2	5	4.4	5
Male	4.4	136	4.5	135	4.6	134	4.5	133	4.5	128	4.6	135
Female	4.5	48	4.4	48	4.6	47	4.5	46	4.5	44	4.4	47
Majority of Practice Consists of												
No Response	4.4	5	4.6	5	4.4	5	4.4	5	4.2	5	4.4	5
Prosecution	4.6	9	4.4	9	4.8	8	4.8	8	4.8	8	4.7	9
Mainly Criminal	4.5	15	4.4	15	4.5	15	4.3	16	4.5	14	4.4	15
Mixed Criminal & Civil	4.6	66	4.6	65	4.7	66	4.5	64	4.6	62	4.6	66
Mainly Civil	4.3	85	4.4	85	4.6	83	4.5	82	4.4	80	4.4	83
Other	4.4	9	4.6	9	4.6	9	4.6	9	4.6	8	4.6	9
Location of Practice												
No Response	4.3	4	4.5	4	4.3	4	4.3	4	4.0	4	4.3	4
First District	4.0	8	4.4	8	4.6	8	4.1	8	4.4	7	4.3	8
Second District	5.0	4	5.0	4	5.0	4	5.0	3	5.0	4	5.0	4
Third District	4.5	161	4.5	160	4.6	158	4.5	157	4.5	151	4.5	160
Fourth District	4.3	10	4.4	10	4.6	10	4.7	10	4.4	9	4.8	9
Outside of Alaska	5.0	2	5.0	2	5.0	2	5.0	2	5.0	2	5.0	2

Note: Ratings for only those respondents who reported direct professional experience with the judge.

29. SUPERIOR COURT JUDGE JOEL BOLGER

B. Peace and Probation Officers

Demographic Description (N=36)

	N	%
Type of Work		
No Response	1	2.7%
State Law Enforcement Officer	7	19.4%
Municipal/Borough Law Enforcement Officer	20	55.5%
Village Public Safety Officer (VPSO)	--	0.0%
Probation/Parole Officer	8	22.2%
Other	--	0.0%
Length of Alaska Experience		
No Response	1	2.7%
5 Years or fewer	13	36.1%
6 to 10 years	10	27.7%
11 to 15 years	8	22.2%
16 to 20 years	3	8.3%
21 years or more	1	2.7%
Gender		
No Response	1	2.7%
Male	29	80.5%
Female	6	16.6%
Location of Practice		
No Response	1	2.7%
First District	2	5.5%
Second District	1	2.7%
Third District	32	88.8%
Fourth District	--	0.0%
Outside of Alaska	--	0.0%
Community Population		
No Response	1	2.7%
Under 2,000	--	0.0%
Between 2,000 and 35,000	27	75.0%
Over 35,000	8	22.2%

**Evaluation of Judge Joel Bolger
Peace and Probation Officers**

Summary of Findings

Judge Joel Bolger was evaluated by 28 Peace and Probation Officers who reported having direct professional experience with the judge. The mean score on *overall evaluation* was 4.6. The highest mean score was obtained on *integrity* (4.7) and the lowest score was obtained on *impartiality/fairness* (4.4). Details are present in the two tables that follow.

	Poor		Deficient		Accept		Good		Excellent		Mean
	N	%	N	%	N	%	N	%	N	%	
Impartiality/Fairness	--	0.0%	--	0.0%	3	10.7%	10	35.7%	15	53.5%	4.4
Integrity	--	0.0%	--	0.0%	--	0.0%	8	28.5%	20	71.4%	4.7
Judicial Temperament	--	0.0%	--	0.0%	2	7.1%	11	39.2%	15	53.5%	4.5
Diligence	--	0.0%	--	0.0%	--	0.0%	11	39.2%	17	60.7%	4.6
Overall Rating	--	0.0%	--	0.0%	--	0.0%	12	42.8%	16	57.1%	4.6

Note: Ratings for only those respondents who reported direct professional experience with the judge.

Judge Joel Bolger: Detailed Information on Responses Peace and Probation Officers

	Impartiality/ Fairness		Integrity		Judicial Temperament		Diligence		Overall Rating	
	Mean	N	Mean	N	Mean	N	Mean	N	Mean	N
Basis for Evaluation of Judge										
No Response	5.0	1	5.0	1	5.0	1	5.0	1	5.0	1
Direct Professional	4.4	28	4.7	28	4.5	28	4.6	28	4.6	28
Professional Reputation	3.4	7	3.6	7	3.6	7	3.6	7	3.4	7
Other Personal Contacts	--	0	--	0	--	0	--	0	--	0
Type of Work										
No Response	5.0	1	5.0	1	5.0	1	5.0	1	5.0	1
State Law Enforcement Officer	4.0	5	4.4	5	4.2	5	4.4	5	4.2	5
Municipal/Borough Law Enforcement Officer	4.5	17	4.8	17	4.5	17	4.6	17	4.6	17
Village Public Safety Officer (VPSO)	--	0	--	0	--	0	--	0	--	0
Probation/Parole Officer	4.4	5	4.6	5	4.4	5	4.6	5	4.6	5
Other	--	0	--	0	--	0	--	0	--	0
Years Experience										
No Response	5.0	1	5.0	1	5.0	1	5.0	1	5.0	1
5 Years or fewer	4.5	10	4.6	10	4.4	10	4.6	10	4.6	10
6 to 10 years	4.6	7	4.9	7	4.7	7	4.7	7	4.7	7
11 to 15 years	4.0	7	4.7	7	4.3	7	4.4	7	4.3	7
16 to 20 years	4.5	2	4.5	2	4.0	2	4.5	2	4.5	2
21 years or more	5.0	1	5.0	1	5.0	1	5.0	1	5.0	1
Gender										
No Response	5.0	1	5.0	1	5.0	1	5.0	1	5.0	1
Male	4.4	23	4.7	23	4.5	23	4.6	23	4.6	23
Female	4.5	4	4.8	4	4.3	4	4.8	4	4.5	4
Location of Practice										
No Response	5.0	1	5.0	1	5.0	1	5.0	1	5.0	1
First District	5.0	1	5.0	1	5.0	1	5.0	1	5.0	1
Second District	4.0	1	4.0	1	4.0	1	4.0	1	4.0	1
Third District	4.4	25	4.7	25	4.4	25	4.6	25	4.6	25
Fourth District	--	0	--	0	--	0	--	0	--	0
Outside of Alaska	--	0	--	0	--	0	--	0	--	0
Community Population										
No Response	5.0	1	5.0	1	5.0	1	5.0	1	5.0	1
Under 2,000	--	0	--	0	--	0	--	0	--	0
Between 2,000 and 35,000	4.5	22	4.7	22	4.5	22	4.6	22	4.6	22
Over 35,000	4.2	5	4.8	5	4.4	5	4.6	5	4.4	5

Note: Ratings for only those respondents who reported direct professional experience with the judge.

29. SUPERIOR COURT JUDGE JOEL BOLGER

C. Social Workers, Guardians ad Litem, and CASA Volunteers

Demographic Description (N=5)

		N	%
Type of Work			
	No Response	--	0
	Social Worker	2	40.0%
	Guardian ad Litem	2	40.0%
	CASA Volunteer	--	0
	Other	1	20.0%
Length of Alaska Experience			
	No Response	--	0
	5 Years or fewer	2	40.0%
	6 to 10 years	1	20.0%
	11 to 15 years	--	0
	16 to 20 years	2	40.0%
	21 years or more	--	0
Gender			
	No Response	--	0
	Male	1	20.0%
	Female	4	80.0%
Location of Practice			
	No Response	--	0
	First District	--	0
	Second District	--	0
	Third District	5	100.0%
	Fourth District	--	0
	Outside of Alaska	--	0
Community Population			
	No Response	--	0
	Under 2,000	--	0
	Between 2,000 and 35,000	4	80.0%
	Over 35,000	1	20.0%

**Evaluation of Judge Joel Bolger
Social Workers, Guardians Ad Litem, and CASA Volunteers**

Summary of Findings

Judge Joel Bolger was evaluated by five Social Workers, Guardians ad Litem, and CASA volunteers who reported having direct professional experience with the judge. The mean score on *overall evaluation* was 5.0. The highest mean scores were obtained on *integrity* (5.0), *judicial temperament* (5.0) and *diligence* (5.0) and the lowest score was obtained on *impartiality/fairness* (4.8). Details are present in the two tables that follow.

	Poor		Deficient		Accept		Good		Excellent		Mean
	N	%	N	%	N	%	N	%	N	%	
Impartiality/Fairness	--	0.0%	--	0.0%	--	0.0%	1	20.0%	4	80.0%	4.8
Integrity	--	0.0%	--	0.0%	--	0.0%	--	0.0%	5	100.0%	5.0
Judicial Temperament	--	0.0%	--	0.0%	--	0.0%	--	0.0%	5	100.0%	5.0
Diligence	--	0.0%	--	0.0%	--	0.0%	--	0.0%	5	100.0%	5.0
Overall Rating	--	0.0%	--	0.0%	--	0.0%	--	0.0%	5	100.0%	5.0

Note: Ratings for only those respondents who reported direct professional experience with the judge.

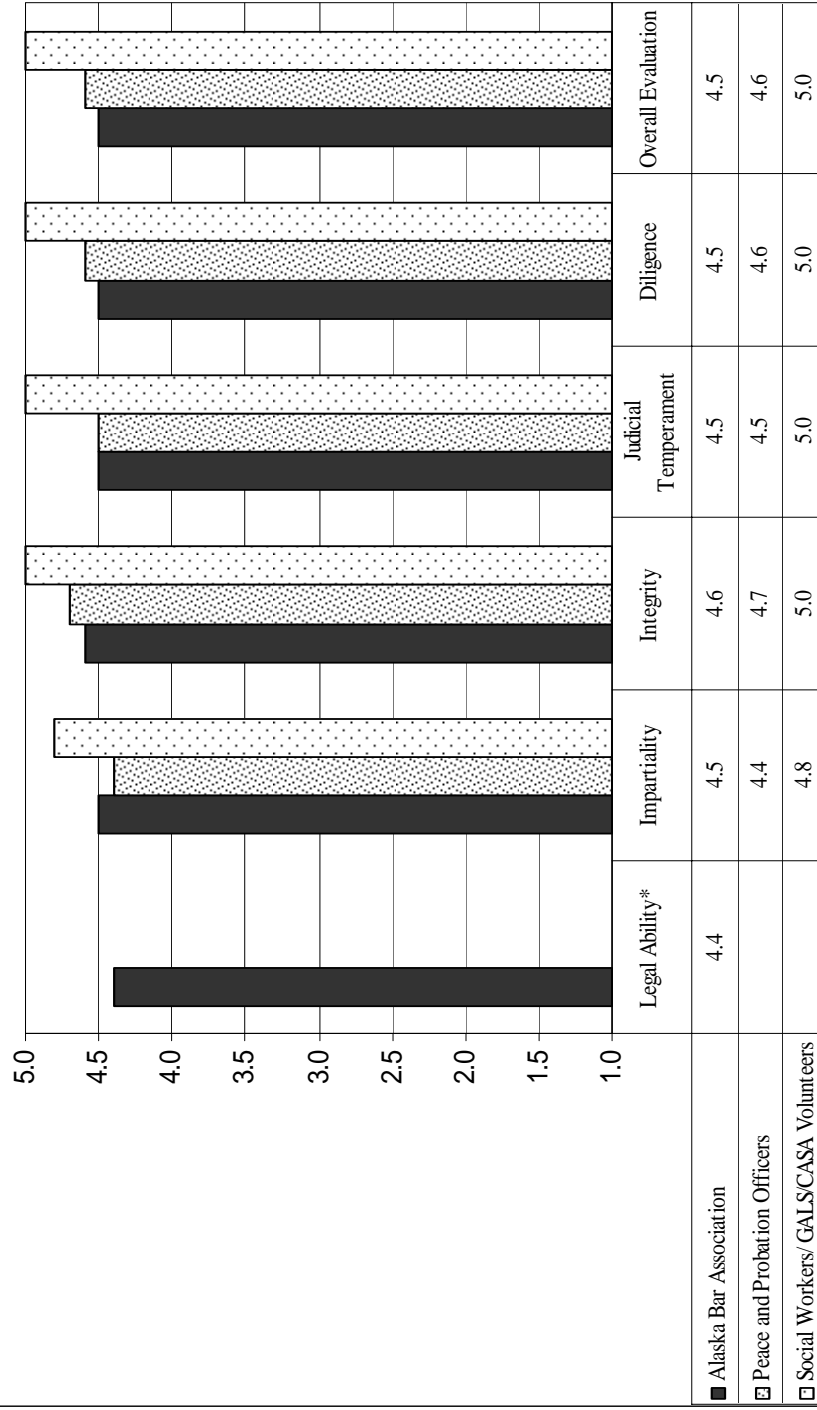
**Judge Joel Bolger: Detail Information on Responses
Social Workers, Guardians Ad Litem, and CASA Volunteers**

	Impartiality/ Fairness		Integrity		Judicial Temperament		Diligence		Overall Rating	
	Mean	N	Mean	N	Mean	N	Mean	N	Mean	N
Basis for Evaluation of Judge										
No Response	--	0	--	0	--	0	--	0	--	0
Direct Professional	4.8	5	5.0	5	5.0	5	5.0	5	5.0	5
Professional Reputation	--	0	--	0	--	0	--	0	--	0
Other Personal Contacts	--	0	--	0	--	0	--	0	--	0
Type of Work										
No Response	--	0	--	0	--	0	--	0	--	0
Social Worker	4.5	2	5.0	2	5.0	2	5.0	2	5.0	2
Guardian ad Litem	5.0	2	5.0	2	5.0	2	5.0	2	5.0	2
CASA Volunteer	--	0	--	0	--	0	--	0	--	0
Other	5.0	1	5.0	1	5.0	1	5.0	1	5.0	1
Years Experience										
No Response	--	0	--	0	--	0	--	0	--	0
5 Years or fewer	4.5	2	5.0	2	5.0	2	5.0	2	5.0	2
6 to 10 years	5.0	1	5.0	1	5.0	1	5.0	1	5.0	1
11 to 15 years	--	0	--	0	--	0	--	0	--	0
16 to 20 years	5.0	2	5.0	2	5.0	2	5.0	2	5.0	2
21 years or more	--	0	--	0	--	0	--	0	--	0
Gender										
No Response	--	0	--	0	--	0	--	0	--	0
Male	5.0	1	5.0	1	5.0	1	5.0	1	5.0	1
Female	4.8	4	5.0	4	5.0	4	5.0	4	5.0	4
Location of Practice										
No Response	--	0	--	0	--	0	--	0	--	0
First District	--	0	--	0	--	0	--	0	--	0
Second District	--	0	--	0	--	0	--	0	--	0
Third District	4.8	5	5.0	5	5.0	5	5.0	5	5.0	5
Fourth District	--	0	--	0	--	0	--	0	--	0
Outside of Alaska	--	0	--	0	--	0	--	0	--	0
Community Population										
No Response	--	0	--	0	--	0	--	0	--	0
Under 2,000	--	0	--	0	--	0	--	0	--	0
Between 2,000 and 35,000	4.8	4	5.0	4	5.0	4	5.0	4	5.0	4
Over 35,000	5.0	1	5.0	1	5.0	1	5.0	1	5.0	1

Note: Ratings for only those respondents who reported direct professional experience with the judge.

Superior Court Judge Joel Bolger

Average Ratings from All Groups Surveyed



*Legal Ability items are only completed by Alaska Bar Association members.

30. SUPERIOR COURT JUDGE HAROLD M. BROWN

A. Alaska Bar Association

Demographic Description (N=402)

	N	%
Type of Practice		
No Response	6	1.4%
Private, Solo	100	24.8%
Private, 2-5 Attorneys	71	17.6%
Private, 6+ Attorneys	72	17.9%
Private, Corporate Employee	9	2.2%
State Judge or Judicial Officer	41	10.1%
Government	84	20.8%
Public Service Agency or Organization (not govt)	5	1.2%
Other	14	3.4%
Length of Alaska Practice		
No Response	6	1.4%
5 Years or fewer	26	6.4%
6 to 10 years	22	5.4%
11 to 15 years	37	9.2%
16 to 20 years	53	13.1%
21 years or more	258	64.1%
Gender		
No Response	7	1.7%
Male	294	73.1%
Female	101	25.1%
Cases Handled		
No Response	7	1.7%
Prosecution	19	4.7%
Mainly Criminal	19	4.7%
Mixed Criminal & Civil	105	26.1%
Mainly Civil	237	58.9%
Other	15	3.7%
Location of Practice		
No Response	6	1.4%
First District	48	11.9%
Second District	2	0.4%
Third District	318	79.1%
Fourth District	19	4.7%
Outside of Alaska	9	2.2%

**Evaluation of Judge Harold M. Brown:
Alaska Bar Association Members**

Summary of Findings

Judge Harold M. Brown was evaluated by 312 Alaska Bar Association members who reported having direct professional experience with the judge. The mean score on *overall evaluation* was 3.7. The highest mean score was obtained on *integrity* (4.1) and the lowest score was obtained on *diligence* (3.6). Details are present in the two tables that follow.

	Poor		Deficient		Accept		Good		Excellent		Mean
	N	%	N	%	N	%	N	%	N	%	
Legal Ability	12	3.8%	35	11.2%	77	24.6%	111	35.5%	77	24.6%	3.7
Impartiality/Fairness	13	4.2%	33	10.7%	58	18.8%	108	35.1%	95	30.9%	3.8
Integrity	7	2.2%	16	5.2%	57	18.5%	93	30.2%	134	43.6%	4.1
Judicial Temperament	11	3.5%	37	11.9%	69	22.2%	96	30.9%	97	31.2%	3.7
Diligence	16	5.2%	34	11.2%	75	24.8%	101	33.4%	76	25.1%	3.6
Overall Rating	14	4.5%	39	12.6%	57	18.4%	117	37.8%	82	26.5%	3.7

Note: Ratings for only those respondents who reported direct professional experience with the judge.

**Judge Harold M. Brown: Detailed Information Responses
Alaska Bar Association Members**

	Legal Ability		Impartiality/ Fairness		Integrity		Judicial Temperament		Diligence		Overall Rating	
	Mean	N	Mean	N	Mean	N	Mean	N	Mean	N	Mean	N
Basis for Evaluation of Judge												
No Response	3.8	4	3.8	4	3.8	4	3.8	4	3.5	4	3.8	4
Direct Professional	3.7	312	3.8	307	4.1	307	3.7	310	3.6	302	3.7	309
Professional Reputation	3.9	79	3.9	78	4.1	77	3.9	78	3.8	77	3.9	78
Other Personal Contacts	4.7	9	4.9	8	4.9	10	4.8	9	4.6	7	4.8	9
Type of Practice												
No Response	4.0	6	4.2	6	4.3	6	4.3	6	4.2	6	4.3	6
Private, Solo	3.5	83	3.6	80	3.9	81	3.6	81	3.5	78	3.5	82
Private, 2-5 Attorneys	3.7	59	3.8	59	4.2	59	3.9	60	3.6	59	3.7	58
Private, 6+ Attorneys	3.8	50	4.1	49	4.3	49	4.0	50	3.7	49	3.9	49
Private, Corporate Employee	4.1	8	4.3	8	4.4	8	4.3	8	3.9	8	4.0	8
State Judge or Judicial Officer	3.9	28	4.0	28	4.4	28	3.8	28	3.8	27	4.1	28
Government	3.4	66	3.6	65	3.8	65	3.4	66	3.4	64	3.4	66
Public Service Agency or Organization (not govt)	3.3	4	3.0	4	3.3	3	3.3	3	3.7	3	3.3	4
Other	4.3	8	4.3	8	4.4	8	4.3	8	4.3	8	4.3	8
Years Experience												
No Response	4.0	6	4.2	6	4.3	6	4.2	6	4.2	6	4.3	6
5 Years or fewer	3.3	20	3.3	20	3.7	19	3.3	19	3.3	20	3.3	20
6 to 10 years	3.4	17	3.8	17	4.1	17	3.9	17	3.8	17	3.8	17
11 to 15 years	3.4	30	3.6	30	3.6	29	3.4	30	3.3	28	3.4	30
16 to 20 years	3.5	39	3.6	39	4.0	39	3.6	39	3.5	39	3.5	38
21 years or more	3.8	200	3.9	195	4.2	197	3.8	199	3.7	192	3.8	198
Gender												
No Response	4.1	7	4.3	7	4.4	7	4.4	7	4.3	7	4.4	7
Male	3.7	229	3.9	224	4.2	225	3.8	227	3.6	220	3.8	227
Female	3.4	76	3.4	76	3.7	75	3.5	76	3.5	75	3.4	75
Majority of Practice Consists of												
No Response	4.0	6	4.2	6	4.3	6	4.3	6	4.2	6	4.3	6
Prosecution	3.2	17	3.4	17	3.6	17	3.2	17	3.2	17	3.2	17
Mainly Criminal	2.8	16	2.7	16	3.1	16	3.0	16	3.0	16	2.8	16
Mixed Criminal & Civil	3.7	74	3.7	72	4.1	72	3.6	74	3.6	73	3.7	74
Mainly Civil	3.8	190	3.9	187	4.2	187	3.9	188	3.7	181	3.8	187
Other	3.3	9	3.4	9	3.9	9	3.6	9	3.3	9	3.4	9
Location of Practice												
No Response	3.5	6	3.8	6	4.2	6	3.8	6	3.7	6	3.7	6
First District	4.1	30	4.2	29	4.6	30	4.2	30	4.1	28	4.1	29
Second District	--	0	--	0	--	0	--	0	--	0	--	0
Third District	3.6	257	3.7	254	4.0	253	3.7	255	3.5	250	3.6	256
Fourth District	4.0	12	4.2	11	4.4	11	3.8	12	3.8	11	4.1	11
Outside of Alaska	4.6	7	4.3	7	4.4	7	4.1	7	4.4	7	4.3	7

Note: Ratings for only those respondents who reported direct professional experience with the judge.

30. SUPERIOR COURT JUDGE HAROLD M. BROWN

B. Peace and Probation Officers

Demographic Description (N=44)

	N	%
Type of Work		
No Response	1	2.2%
State Law Enforcement Officer	17	38.6%
Municipal/Borough Law Enforcement Officer	15	34.0%
Village Public Safety Officer (VPSO)	--	0.0%
Probation/Parole Officer	10	22.7%
Other	1	2.2%
Length of Alaska Experience		
No Response	2	4.5%
5 Years or fewer	17	38.6%
6 to 10 years	6	13.6%
11 to 15 years	10	22.7%
16 to 20 years	7	15.9%
21 years or more	2	4.5%
Gender		
No Response	1	2.2%
Male	36	81.8%
Female	7	15.9%
Location of Practice		
No Response	1	2.2%
First District	1	2.2%
Second District	--	0.0%
Third District	40	90.9%
Fourth District	2	4.5%
Outside of Alaska	--	0.0%
Community Population		
No Response	1	2.2%
Under 2,000	1	2.2%
Between 2,000 and 35,000	34	77.2%
Over 35,000	8	18.1%

**Evaluation of Judge Harold M. Brown
Peace and Probation Officers**

Summary of Findings

Judge Harold M. Brown was evaluated by 38 Peace and Probation Officers who reported having direct professional experience with the judge. The mean score on *overall evaluation* was 4.1. The highest mean score was obtained on *integrity* (4.5) and the lowest score was obtained on *diligence* (4.0). Details are present in the two tables that follow.

	Poor		Deficient		Accept		Good		Excellent		Mean
	N	%	N	%	N	%	N	%	N	%	
Impartiality/Fairness	1	2.6%	3	7.8%	2	5.2%	18	47.3%	14	36.8%	4.1
Integrity	--	0.0%	--	0.0%	5	14.2%	9	25.7%	21	60.0%	4.5
Judicial Temperament	1	2.6%	--	0.0%	6	15.7%	14	36.8%	17	44.7%	4.2
Diligence	1	2.6%	1	2.6%	7	18.4%	16	42.1%	13	34.2%	4.0
Overall Rating	1	2.6%	1	2.6%	6	15.7%	16	42.1%	14	36.8%	4.1

Note: Ratings for only those respondents who reported direct professional experience with the judge.

Judge Harold M. Brown: Detailed Information on Responses Peace and Probation Officers

	Impartiality/ Fairness		Integrity		Judicial Temperament		Diligence		Overall Rating	
	Mean	N	Mean	N	Mean	N	Mean	N	Mean	N
Basis for Evaluation of Judge										
No Response	4.7	3	4.7	3	4.3	3	4.3	3	4.7	3
Direct Professional	4.1	38	4.5	35	4.2	38	4.0	38	4.1	38
Professional Reputation	3.3	4	3.8	4	3.3	4	3.5	4	3.3	4
Other Personal Contacts	--	0	--	0	--	0	--	0	--	0
Type of Work										
No Response	4.7	3	4.7	3	4.3	3	4.3	3	4.7	3
State Law Enforcement Officer	4.1	38	4.5	35	4.2	38	4.0	38	4.1	38
Municipal/Borough Law Enforcement Officer	3.3	4	3.8	4	3.3	4	3.5	4	3.3	4
Village Public Safety Officer (VPSO)	--	0	--	0	--	0	--	0	--	0
Probation/Parole Officer	4.7	3	4.7	3	4.3	3	4.3	3	4.7	3
Other										
Years Experience										
No Response	3.3	4	3.8	4	3.3	4	3.5	4	3.3	4
5 Years or fewer	--	0	--	0	--	0	--	0	--	0
6 to 10 years	4.7	3	4.7	3	4.3	3	4.3	3	4.7	3
11 to 15 years										
16 to 20 years	4.1	38	4.5	35	4.2	38	4.0	38	4.1	38
21 years or more	3.3	4	3.8	4	3.3	4	3.5	4	3.3	4
Gender										
No Response	4.7	3	4.7	3	4.3	3	4.3	3	4.7	3
Male										
Female	4.1	38	4.5	35	4.2	38	4.0	38	4.1	38
Location of Practice										
No Response	--	0	--	0	--	0	--	0	--	0
First District	4.7	3	4.7	3	4.3	3	4.3	3	4.7	3
Second District										
Third District	4.1	38	4.5	35	4.2	38	4.0	38	4.1	38
Fourth District	3.3	4	3.8	4	3.3	4	3.5	4	3.3	4
Outside of Alaska	--	0	--	0	--	0	--	0	--	0
Community Population										
No Response	4.7	3	4.7	3	4.3	3	4.3	3	4.7	3
Under 2,000	4.1	38	4.5	35	4.2	38	4.0	38	4.1	38
Between 2,000 and 35,000	3.3	4	3.8	4	3.3	4	3.5	4	3.3	4
Over 35,000	--	0	--	0	--	0	--	0	--	0

Note: Ratings for only those respondents who reported direct professional experience with the judge.

30. SUPERIOR COURT JUDGE HAROLD M. BROWN

C. Social Workers, Guardians ad Litem, and CASA Volunteers

Demographic Description (N=6)

		N	%
Type of Work			
	No Response	--	0.0%
	Social Worker	3	50.0%
	Guardian ad Litem	3	50.0%
	CASA Volunteer	--	0.0%
	Other	--	0.0%
Length of Alaska Experience			
	No Response	--	0.0%
	5 Years or fewer	2	33.3%
	6 to 10 years	2	33.3%
	11 to 15 years	1	16.6%
	16 to 20 years	1	16.6%
	21 years or more	--	0.0%
Gender			
	No Response	--	0.0%
	Male	1	16.6%
	Female	5	83.3%
Location of Practice			
	No Response	--	0.0%
	First District	--	0.0%
	Second District	--	0.0%
	Third District	6	100.0%
	Fourth District	--	0.0%
	Outside of Alaska	--	0.0%
Community Population			
	No Response	--	0.0%
	Under 2,000	--	0.0%
	Between 2,000 and 35,000	4	66.6%
	Over 35,000	2	33.3%

**Evaluation of Judge Harold M. Brown
Social Workers, Guardians Ad Litem, and CASA Volunteers**

Summary of Findings

Judge Harold M. Brown was evaluated by six Social Workers, Guardians Ad Litem, and CASA volunteers who reported having direct professional experience with the judge. The mean score on *overall evaluation* was 5.0. The highest mean scores were obtained on *impartiality/fairness* (5.0), *integrity* (5.0) and *diligence* (5.0) and the lowest score was obtained on *judicial temperament* (4.7). Details are present in the two tables that follow.

	Poor		Deficient		Accept		Good		Excellent		Mean
	N	%	N	%	N	%	N	%	N	%	
Impartiality/Fairness	--	0.0%	--	0.0%	--	0.0%	--	0.0%	6	100.0%	5.0
Integrity	--	0.0%	--	0.0%	--	0.0%	--	0.0%	6	100.0%	5.0
Judicial Temperament	--	0.0%	--	0.0%	--	0.0%	2	33.3%	4	66.6%	4.7
Diligence	--	0.0%	--	0.0%	--	0.0%	--	0.0%	6	100.0%	5.0
Overall Rating	--	0.0%	--	0.0%	--	0.0%	--	0.0%	6	100.0%	5.0

Note: Ratings for only those respondents who reported direct professional experience with the judge.

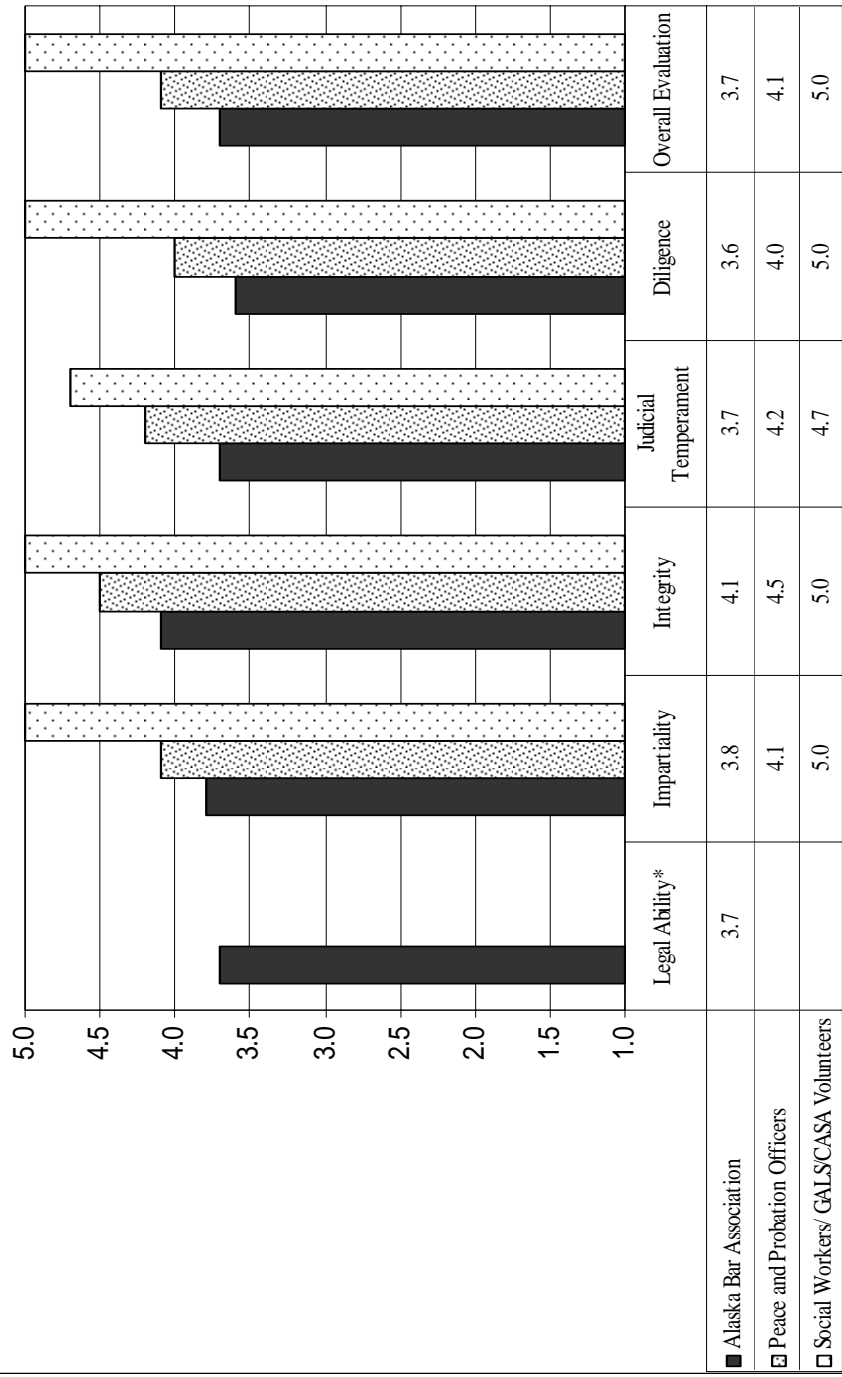
**Judge Harold M. Brown: Detail Information on Responses
Social Workers, Guardians Ad Litem, and CASA Volunteers**

	Impartiality/ Fairness		Integrity		Judicial Temperament		Diligence		Overall Rating	
	Mean	N	Mean	N	Mean	N	Mean	N	Mean	N
Basis for Evaluation of Judge										
No Response	--	0	--	0	--	0	--	0	--	0
Direct Professional	5.0	6	5.0	6	4.7	6	5.0	6	5.0	6
Professional Reputation	--	0	--	0	--	0	--	0	--	0
Other Personal Contacts	--	0	--	0	--	0	--	0	--	0
Type of Work										
No Response	--	0	--	0	--	0	--	0	--	0
Social Worker	5.0	3	5.0	3	4.3	3	5.0	3	5.0	3
Guardian ad Litem	5.0	3	5.0	3	5.0	3	5.0	3	5.0	3
CASA Volunteer	--	0	--	0	--	0	--	0	--	0
Other	--	0	--	0	--	0	--	0	--	0
Years Experience										
No Response	--	0	--	0	--	0	--	0	--	0
5 Years or fewer	5.0	2	5.0	2	5.0	2	5.0	2	5.0	2
6 to 10 years	5.0	2	5.0	2	5.0	2	5.0	2	5.0	2
11 to 15 years	5.0	1	5.0	1	4.0	1	5.0	1	5.0	1
16 to 20 years	5.0	1	5.0	1	4.0	1	5.0	1	5.0	1
21 years or more	--	0	--	0	--	0	--	0	--	0
Gender										
No Response	--	0	--	0	--	0	--	0	--	0
Male	5.0	1	5.0	1	4.0	1	5.0	1	5.0	1
Female	5.0	5	5.0	5	4.8	5	5.0	5	5.0	5
Location of Practice										
No Response	--	0	--	0	--	0	--	0	--	0
First District	--	0	--	0	--	0	--	0	--	0
Second District	--	0	--	0	--	0	--	0	--	0
Third District	5.0	6	5.0	6	4.7	6	5.0	6	5.0	6
Fourth District	--	0	--	0	--	0	--	0	--	0
Outside of Alaska	--	0	--	0	--	0	--	0	--	0
Community Population										
No Response	--	0	--	0	--	0	--	0	--	0
Under 2,000	--	0	--	0	--	0	--	0	--	0
Between 2,000 and 35,000	5.0	4	5.0	4	4.8	4	5.0	4	5.0	4
Over 35,000	5.0	2	5.0	2	4.5	2	5.0	2	5.0	2

Note: Ratings for only those respondents who reported direct professional experience with the judge.

Superior Court Judge Harold M. Brown

Average Ratings from All Groups Surveyed



*Legal Ability items are only completed by Alaska Bar Association members.

31. SUPERIOR COURT JUDGE LEONARD R. DEVANEY, III

A. Alaska Bar Association

Demographic Description (N=132)

	N	%
Type of Practice		
No Response	2	1.5%
Private, Solo	13	9.8%
Private, 2-5 Attorneys	17	12.8%
Private, 6+ Attorneys	20	15.1%
Private, Corporate Employee	--	0
State Judge or Judicial Officer	28	21.2%
Government	39	29.5%
Public Service Agency or Organization (not govt)	9	6.8%
Other	4	3.0%
Length of Alaska Practice		
No Response	3	2.2%
5 Years or fewer	15	11.3%
6 to 10 years	11	8.3%
11 to 15 years	12	9.0%
16 to 20 years	25	18.9%
21 years or more	66	50.0%
Gender		
No Response	2	1.5%
Male	87	65.9%
Female	43	32.5%
Cases Handled		
No Response	2	1.5%
Prosecution	10	7.5%
Mainly Criminal	10	7.5%
Mixed Criminal & Civil	41	31.0%
Mainly Civil	63	47.7%
Other	6	4.5%
Location of Practice		
No Response	2	1.5%
First District	5	3.7%
Second District	11	8.3%
Third District	78	59.0%
Fourth District	36	27.2%
Outside of Alaska	--	0

**Evaluation of Judge Leonard R. Devaney, III:
Alaska Bar Association Members**

Summary of Findings

Judge Leonard R. Devaney, III was evaluated by 101 Alaska Bar Association members who reported having direct professional experience with the judge. The mean score on *overall evaluation* was 3.4. The highest mean score was obtained on *integrity* (3.8) and the lowest score was obtained on *legal ability* (3.2). Details are present in the two tables that follow.

	Poor		Deficient		Accept		Good		Excellent		Mean
	N	%	N	%	N	%	N	%	N	%	
Legal Ability	12	11.8%	17	16.8%	29	28.7%	28	27.7%	15	14.8%	3.2
Impartiality/Fairness	8	7.9%	9	8.9%	25	24.7%	27	26.7%	32	31.6%	3.7
Integrity	8	8.1%	4	4.0%	22	22.4%	25	25.5%	39	39.7%	3.8
Judicial Temperament	8	8.5%	9	9.5%	14	14.8%	38	40.4%	25	26.5%	3.7
Diligence	13	13.5%	6	6.2%	27	28.1%	28	29.1%	22	22.9%	3.4
Overall Rating	11	11.0%	9	9.0%	25	25.0%	36	36.0%	19	19.0%	3.4

Note: Ratings for only those respondents who reported direct professional experience with the judge.

**Judge Leonard R. Devaney, III: Detailed Information Responses
Alaska Bar Association Members**

	Legal Ability		Impartiality/ Fairness		Integrity		Judicial Temperament		Diligence		Overall Rating	
	Mean	N	Mean	N	Mean	N	Mean	N	Mean	N	Mean	N
	Basis for Evaluation of Judge											
No Response	3.0	1	4.0	1	4.0	1	5.0	1	5.0	1	4.0	1
Direct Professional	3.2	101	3.7	101	3.8	98	3.7	94	3.4	96	3.4	100
Professional Reputation	3.4	23	3.5	24	3.8	24	3.9	23	3.7	22	3.7	24
Other Personal Contacts	3.3	3	4.3	4	4.3	4	4.5	4	4.0	4	4.3	4
Type of Practice												
No Response	4.5	2	4.5	2	4.0	2	4.0	2	3.0	2	4.0	2
Private, Solo	3.8	10	4.0	10	4.2	9	4.3	9	4.5	10	4.0	10
Private, 2-5 Attorneys	2.9	11	3.7	11	3.9	11	3.8	11	3.2	11	3.2	11
Private, 6+ Attorneys	1.9	15	2.4	15	2.7	15	2.5	15	2.0	15	2.1	14
Private, Corporate Employee	--	0	--	0	--	0	--	0	--	0	--	0
State Judge or Judicial Officer	4.1	20	4.6	21	4.7	20	4.6	18	4.3	19	4.4	21
Government	2.7	32	3.2	31	3.5	31	3.2	30	3.1	29	3.0	32
Public Service Agency or Organization (not govt)	3.9	7	4.0	7	4.7	6	4.2	5	3.7	6	3.8	6
Other	4.3	4	4.5	4	4.5	4	4.8	4	4.8	4	4.5	4
Years Experience												
No Response	4.3	3	4.0	3	3.7	3	4.0	3	3.3	3	4.0	3
5 Years or fewer	2.9	14	3.4	14	3.9	14	3.5	14	2.9	14	3.4	13
6 to 10 years	2.7	6	3.3	6	3.7	6	3.6	5	3.4	5	3.4	5
11 to 15 years	3.4	9	3.9	9	4.1	8	3.6	7	3.1	7	3.6	9
16 to 20 years	3.1	22	3.5	21	3.6	21	3.5	20	3.3	20	3.2	22
21 years or more	3.2	47	3.8	48	3.9	46	3.8	45	3.7	47	3.5	48
Gender												
No Response	4.5	2	4.5	2	4.0	2	4.0	2	3.0	2	4.0	2
Male	3.0	67	3.6	67	3.8	65	3.6	63	3.4	64	3.3	67
Female	3.3	32	3.7	32	4.0	31	3.9	29	3.6	30	3.6	31
Majority of Practice Consists of												
No Response	4.5	2	4.5	2	4.0	2	4.0	2	3.0	2	4.0	2
Prosecution	3.0	9	3.4	9	4.0	9	3.3	9	3.1	9	3.4	9
Mainly Criminal	2.9	7	3.4	7	3.7	6	3.4	5	3.3	6	3.3	6
Mixed Criminal & Civil	3.6	33	4.0	34	4.1	34	3.9	32	3.9	33	4.0	33
Mainly Civil	2.8	46	3.4	45	3.6	43	3.5	42	3.1	42	3.0	46
Other	3.5	4	4.3	4	4.5	4	4.3	4	4.3	4	4.0	4
Location of Practice												
No Response	4.5	2	4.5	2	4.0	2	4.0	2	3.0	2	4.0	2
First District	3.0	4	3.8	4	3.8	4	3.5	4	3.5	4	3.5	4
Second District	3.9	7	4.6	8	4.9	8	4.3	3	4.3	6	4.3	7
Third District	3.0	60	3.5	59	3.7	57	3.7	57	3.4	57	3.3	60
Fourth District	3.2	28	3.6	28	3.8	27	3.5	28	3.2	27	3.5	27
Outside of Alaska	--	0	--	0	--	0	--	0	--	0	--	0

Note: Ratings for only those respondents who reported direct professional experience with the judge.

32. SUPERIOR COURT JUDGE LEONARD R. DEVANEY, III

B. Peace and Probation Officers

Demographic Description (N=27)

	N	%
Type of Work		
No Response	--	0
State Law Enforcement Officer	5	18.5%
Municipal/Borough Law Enforcement Officer	4	14.8%
Village Public Safety Officer (VPSO)	2	7.4%
Probation/Parole Officer	16	59.2%
Other	--	0
Length of Alaska Experience		
No Response	--	0
5 Years or fewer	11	40.7%
6 to 10 years	5	18.5%
11 to 15 years	2	7.4%
16 to 20 years	8	29.6%
21 years or more	1	3.7%
Gender		
No Response	--	0
Male	19	70.3%
Female	8	29.6%
Location of Practice		
No Response	--	0
First District	2	7.4%
Second District	3	11.1%
Third District	9	33.3%
Fourth District	13	48.1%
Outside of Alaska	--	0
Community Population		
No Response	--	0
Under 2,000	2	7.4%
Between 2,000 and 35,000	14	51.8%
Over 35,000	11	40.7%

**Evaluation of Judge Leonard R. Devaney, III
Peace and Probation Officers**

Summary of Findings

Judge Leonard R. Devaney, III was evaluated by 20 Peace and Probation Officers who reported having direct professional experience with the judge. The mean score on *overall evaluation* was 3.9. The highest mean score was obtained on *integrity* (4.1) and lowest score was obtained on *impartiality/fairness* (3.7). Details are present in the two tables that follow.

	Poor		Deficient		Accept		Good		Excellent		Mean
	N	%	N	%	N	%	N	%	N	%	
Impartiality/Fairness	--	0	3	15.0%	6	30.0%	5	25.0%	6	30.0%	3.7
Integrity	--	0	1	5.2%	5	26.3%	4	21.0%	9	47.3%	4.1
Judicial Temperament	1	5.0%	3	15.0%	2	10.0%	4	20.0%	10	50.0%	4.0
Diligence	--	0	2	10.5%	3	15.7%	8	42.1%	6	31.5%	3.9
Overall Rating	--	0	2	10.0%	5	25.0%	6	30.0%	7	35.0%	3.9

Note: Ratings for only those respondents who reported direct professional experience with the judge.

**Judge Leonard R. Devaney, III: Detailed Information on Responses
Peace and Probation Officers**

	Impartiality/ Fairness		Integrity		Judicial Temperament		Diligence		Overall Rating	
	Mean	N	Mean	N	Mean	N	Mean	N	Mean	N
Basis for Evaluation of Judge										
No Response	--	0	--	0	--	0	--	0	--	0
Direct Professional	3.7	20	4.1	19	4.0	20	3.9	19	3.9	20
Professional Reputation	3.8	5	4.0	5	3.8	4	4.0	4	4.2	5
Other Personal Contacts	4.0	1	4.0	1	4.0	1	4.0	1	4.0	1
Type of Work										
No Response	--	0	--	0	--	0	--	0	--	0
State Law Enforcement Officer	3.0	5	3.8	4	4.6	5	3.5	4	3.4	5
Municipal/Borough Law Enforcement Officer	4.5	2	5.0	2	5.0	2	4.5	2	5.0	2
Village Public Safety Officer (VPSO)	5.0	1	5.0	1	5.0	1	5.0	1	5.0	1
Probation/Parole Officer	3.8	12	4.0	12	3.4	12	3.9	12	3.8	12
Other	--	0	--	0	--	0	--	0	--	0
Years Experience										
No Response	--	0	--	0	--	0	--	0	--	0
5 Years or fewer	3.6	10	4.1	9	3.9	10	4.0	10	4.0	10
6 to 10 years	3.7	3	4.0	3	3.7	3	4.0	2	3.7	3
11 to 15 years	4.0	1	5.0	1	5.0	1	4.0	1	5.0	1
16 to 20 years	3.8	5	4.0	5	3.8	5	3.8	5	3.6	5
21 years or more	4.0	1	4.0	1	5.0	1	4.0	1	4.0	1
Gender										
No Response	--	0	--	0	--	0	--	0	--	0
Male	3.6	14	4.2	13	4.1	14	3.9	13	3.9	14
Female	3.8	6	4.0	6	3.5	6	4.0	6	3.8	6
Location of Practice										
No Response	--	0	--	0	--	0	--	0	--	0
First District	4.5	2	5.0	2	5.0	2	5.0	2	5.0	2
Second District	5.0	1	5.0	1	5.0	1	5.0	1	5.0	1
Third District	3.1	7	3.4	7	3.1	7	3.3	7	3.3	7
Fourth District	3.8	10	4.3	9	4.2	10	4.1	9	4.0	10
Outside of Alaska	--	0	--	0	--	0	--	0	--	0
Community Population										
No Response	--	0	--	0	--	0	--	0	--	0
Under 2,000	5.0	1	5.0	1	5.0	1	5.0	1	5.0	1
Between 2,000 and 35,000	3.9	11	4.4	10	4.2	11	4.1	11	4.2	11
Over 35,000	3.3	8	3.6	8	3.5	8	3.6	7	3.4	8

Note: Ratings for only those respondents who reported direct professional experience with the judge.

32. **SUPERIOR COURT JUDGE LEONARD R. DEVANEY, III**

C. Social Workers, Guardians ad Litem, and CASA Volunteers

Demographic Description (N=3)

		N	%
Type of Work			
	No Response	--	0
	Social Worker	2	66.6%
	Guardian ad Litem	1	33.3%
	CASA Volunteer	--	0
	Other	--	0
Length of Alaska Experience			
	No Response	--	0
	5 Years or fewer	1	33.3%
	6 to 10 years	1	33.3%
	11 to 15 years	--	0
	16 to 20 years	1	33.3%
	21 years or more	--	0
Gender			
	No Response	--	0
	Male	1	33.3%
	Female	2	66.6%
Location of Practice			
	No Response	--	0
	First District	--	0
	Second District	--	0
	Third District	--	0
	Fourth District	3	100.0%
	Outside of Alaska	--	0
Community Population			
	No Response	--	0
	Under 2,000	--	0
	Between 2,000 and 35,000	3	100.0%
	Over 35,000	--	0

**Evaluation of Judge Leonard R. Devaney, III
Social Workers, Guardians Ad Litem, and CASA Volunteers**

Summary of Findings

Judge Leonard R. Devaney, III was evaluated by three Social Workers, Guardians Ad Litem, and CASA Volunteers who reported having direct professional experience with the judge. The mean score on *overall evaluation* was 3.3. The highest mean score was obtained on *integrity* (4.0) and the lowest scores were obtained on *impartiality/fairness* (3.0) and *judicial temperament* (3.0). Details are present in the two tables that follow.

	Poor		Deficient		Accept		Good		Excellent		Mean
	N	%	N	%	N	%	N	%	N	%	
Impartiality/Fairness	--	0	1	33.3%	1	33.3%	1	33.3%	--	0	3.0
Integrity	--	0	--	0	1	33.3%	1	33.3%	1	33.3%	4.0
Judicial Temperament	--	0	2	66.6%	--	0	--	0	1	33.3%	3.0
Diligence	--	0	1	33.3%	--	0	1	33.3%	1	33.3%	3.7
Overall Rating	--	0	1	33.3%	1	33.3%	--	0	1	33.3%	3.3

Note: Ratings for only those respondents who reported direct professional experience with the judge.

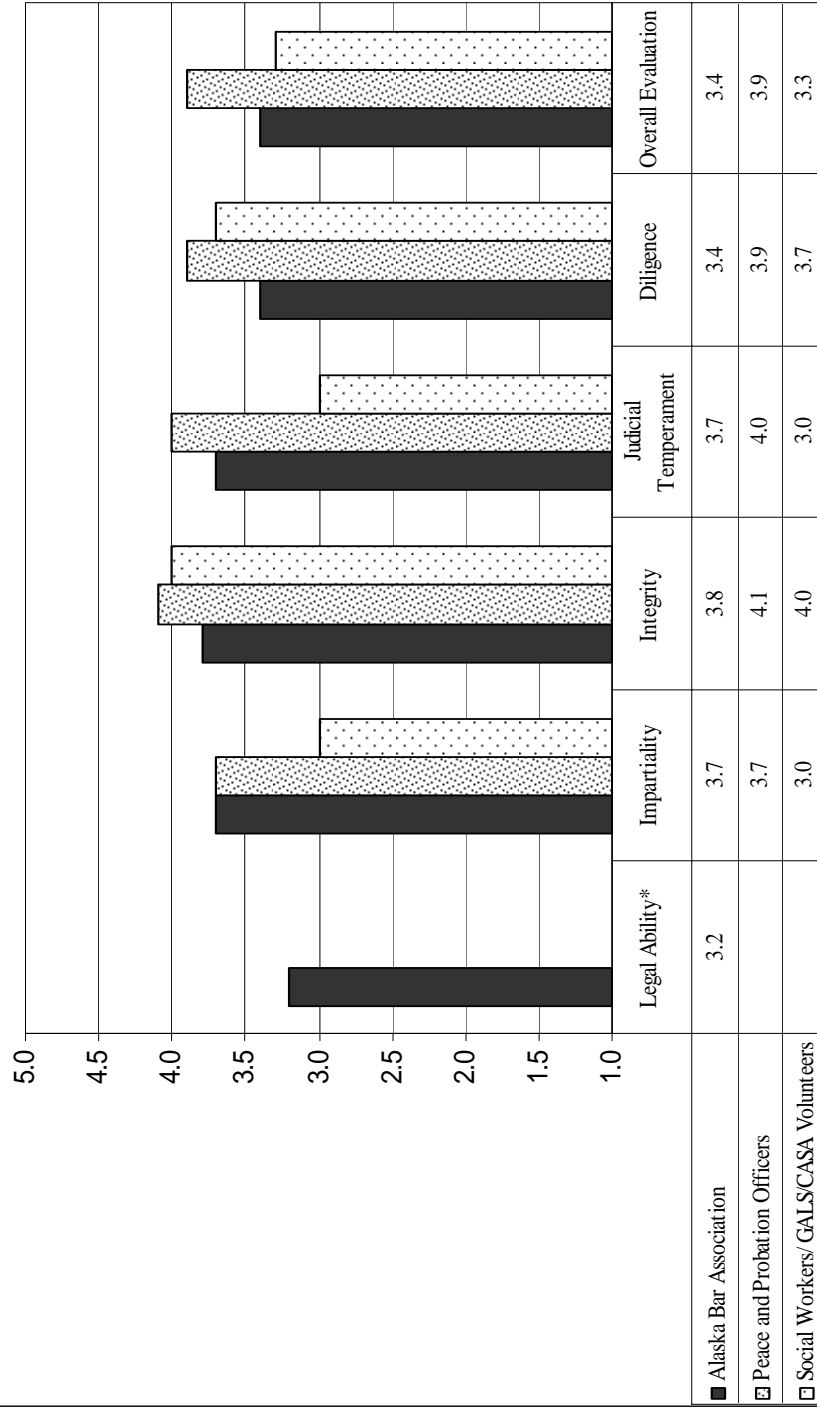
**Judge Leonard R. Devaney, III: Detail Information on Responses
Social Workers, Guardians Ad Litem, and CASA Volunteers**

	Impartiality/ Fairness		Integrity		Judicial Temperament		Diligence		Overall Rating	
	Mean	N	Mean	N	Mean	N	Mean	N	Mean	N
Basis for Evaluation of Judge										
No Response	3.0	1	3.0	1	3.0	1	3.0	1	3.0	1
Direct Professional	3.0	3	4.0	3	3.0	3	3.7	3	3.3	3
Professional Reputation	--	0	--	0	--	0	--	0	--	0
Other Personal Contacts	--	0	--	0	--	0	--	0	--	0
Type of Work										
No Response	--	0	--	0	--	0	--	0	--	0
Social Worker	2.5	2	3.5	2	2.0	2	3.0	2	2.5	2
Guardian ad Litem	4.0	1	5.0	1	5.0	1	5.0	1	5.0	1
CASA Volunteer	--	0	--	0	--	0	--	0	--	0
Other	--	0	--	0	--	0	--	0	--	0
Years Experience										
No Response	--	0	--	0	--	0	--	0	--	0
5 Years or fewer	4.0	1	5.0	1	5.0	1	5.0	1	5.0	1
6 to 10 years	3.0	1	3.0	1	2.0	1	2.0	1	2.0	1
11 to 15 years	--	0	--	0	--	0	--	0	--	0
16 to 20 years	2.0	1	4.0	1	2.0	1	4.0	1	3.0	1
21 years or more	--	0	--	0	--	0	--	0	--	0
Gender										
No Response	--	0	--	0	--	0	--	0	--	0
Male	4.0	1	5.0	1	5.0	1	5.0	1	5.0	1
Female	2.5	2	3.5	2	2.0	2	3.0	2	2.5	2
Location of Practice										
No Response	--	0	--	0	--	0	--	0	--	0
First District	--	0	--	0	--	0	--	0	--	0
Second District	--	0	--	0	--	0	--	0	--	0
Third District	--	0	--	0	--	0	--	0	--	0
Fourth District	3.0	3	4.0	3	3.0	3	3.7	3	3.3	3
Outside of Alaska	--	0	--	0	--	0	--	0	--	0
Community Population										
No Response	--	0	--	0	--	0	--	0	--	0
Under 2,000	--	0	--	0	--	0	--	0	--	0
Between 2,000 and 35,000	3.0	3	4.0	3	3.0	3	3.7	3	3.3	3
Over 35,000	--	0	--	0	--	0	--	0	--	0

Note: Ratings for only those respondents who reported direct professional experience with the judge.

Superior Court Judge Leonard R. Devaney, III

Average Ratings from All Groups Surveyed



*Legal Ability items are only completed by Alaska Bar Association members.

32. SUPERIOR COURT JUDGE RICHARD H. ERLICH

A. Alaska Bar Association

Demographic Description (N=235)

	N	%
Type of Practice		
No Response	4	1.7%
Private, Solo	39	16.5%
Private, 2-5 Attorneys	31	13.1%
Private, 6+ Attorneys	39	16.5%
Private, Corporate Employee	5	2.1%
State Judge or Judicial Officer	42	17.8%
Government	56	23.8%
Public Service Agency or Organization (not govt)	8	3.4%
Other	11	4.6%
Length of Alaska Practice		
No Response	2	0.8%
5 Years or fewer	17	7.2%
6 to 10 years	15	6.3%
11 to 15 years	26	11.0%
16 to 20 years	36	15.3%
21 years or more	139	59.1%
Gender		
No Response	4	1.7%
Male	157	66.8%
Female	74	31.4%
Cases Handled		
No Response	3	1.2%
Prosecution	12	5.1%
Mainly Criminal	21	8.9%
Mixed Criminal & Civil	70	29.7%
Mainly Civil	114	48.5%
Other	15	6.3%
Location of Practice		
No Response	3	1.2%
First District	18	7.6%
Second District	18	7.6%
Third District	169	71.9%
Fourth District	26	11.0%
Outside of Alaska	1	0.4%

**Evaluation of Judge Richard H. Erlich:
Alaska Bar Association Members**

Summary of Findings

Judge Richard H. Erlich was evaluated by 190 Alaska Bar Association members who reported having direct professional experience with the judge. The mean score on *overall evaluation* was 3.9. The highest mean score was obtained on *integrity* (4.3) and the lowest score was obtained on *legal ability* (3.6). Details are present in the two tables that follow.

	Poor		Deficient		Accept		Good		Excellent		Mean
	N	%	N	%	N	%	N	%	N	%	
Legal Ability	6	3.1%	18	9.4%	57	30.0%	68	35.7%	41	21.5%	3.6
Impartiality/Fairness	5	2.6%	10	5.2%	43	22.7%	61	32.2%	70	37.0%	4.0
Integrity	2	1.0%	7	3.7%	28	14.9%	55	29.4%	95	50.8%	4.3
Judicial Temperament	2	1.0%	7	3.6%	45	23.6%	61	32.1%	75	39.4%	4.1
Diligence	2	1.0%	13	6.9%	32	17.2%	77	41.3%	62	33.3%	4.0
Overall Rating	4	2.1%	16	8.4%	32	16.9%	76	40.2%	61	32.2%	3.9

Note: Ratings for only those respondents who reported direct professional experience with the judge.

**Judge Richard H. Erlich: Detailed Information Responses
Alaska Bar Association Members**

	Legal Ability		Impartiality/ Fairness		Integrity		Judicial Temperament		Diligence		Overall Rating	
	Mean	N	Mean	N	Mean	N	Mean	N	Mean	N	Mean	N
Basis for Evaluation of Judge												
No Response	4.0	3	4.3	3	4.3	3	4.3	3	4.3	3	4.3	3
Direct Professional	3.6	190	4.0	189	4.3	187	4.1	190	4.0	186	3.9	189
Professional Reputation	3.7	36	3.8	35	3.9	36	3.9	34	3.8	32	3.7	37
Other Personal Contacts	4.0	2	4.5	2	4.3	3	3.3	3	4.0	2	4.0	2
Type of Practice												
No Response	3.5	4	3.8	4	4.0	4	4.0	4	4.0	4	3.8	4
Private, Solo	3.8	36	4.2	36	4.4	34	4.2	36	4.0	36	4.1	36
Private, 2-5 Attorneys	3.5	26	3.9	26	4.2	25	4.2	26	3.8	26	3.9	26
Private, 6+ Attorneys	3.2	33	3.6	34	3.8	34	3.7	34	3.6	34	3.5	34
Private, Corporate Employee	5.0	3	5.0	3	5.0	3	5.0	3	5.0	3	5.0	3
State Judge or Judicial Officer	4.1	35	4.5	35	4.8	35	4.4	35	4.3	33	4.4	35
Government	3.5	42	3.7	40	4.0	41	3.8	41	3.9	39	3.6	42
Public Service Agency or Organization (not govt)	3.1	7	3.7	7	4.6	7	4.0	7	4.1	7	3.6	5
Other	4.3	4	3.8	4	4.0	4	4.3	4	4.3	4	4.3	4
Years Experience												
No Response	3.5	2	3.5	2	3.5	2	3.5	2	3.0	2	3.5	2
5 Years or fewer	3.8	11	3.7	11	3.9	11	3.6	11	3.7	11	3.6	11
6 to 10 years	3.7	14	3.8	13	4.4	13	4.1	14	4.2	13	3.9	14
11 to 15 years	3.7	23	4.2	22	4.3	23	4.0	23	4.0	22	4.0	23
16 to 20 years	3.6	31	4.0	31	4.2	30	4.1	31	3.9	29	3.9	30
21 years or more	3.6	109	4.0	110	4.3	108	4.1	109	4.0	109	3.9	109
Gender												
No Response	3.7	3	3.7	3	4.0	3	3.7	3	4.3	3	3.7	3
Male	3.6	125	4.0	126	4.2	123	4.1	126	4.0	125	3.9	125
Female	3.6	62	3.9	60	4.3	61	4.0	61	4.1	58	3.9	61
Majority of Practice Consists of												
No Response	3.5	2	3.5	2	4.0	2	3.5	2	4.5	2	3.5	2
Prosecution	3.8	10	3.9	9	4.3	10	4.0	10	4.0	9	3.7	10
Mainly Criminal	3.5	17	3.8	16	4.1	16	3.9	17	3.9	16	3.7	17
Mixed Criminal & Civil	4.1	57	4.4	57	4.6	56	4.3	57	4.4	54	4.3	57
Mainly Civil	3.4	95	3.8	96	4.0	94	3.9	95	3.8	96	3.7	94
Other	3.9	9	3.9	9	4.3	9	3.9	9	4.1	9	4.2	9
Location of Practice												
No Response	3.7	3	3.7	3	3.7	3	3.7	3	3.7	3	3.7	3
First District	3.6	11	3.9	11	4.3	11	4.0	10	4.1	10	3.8	11
Second District	4.1	15	4.3	15	4.7	15	4.1	15	4.1	14	4.1	15
Third District	3.6	139	3.9	138	4.2	136	4.1	140	4.0	137	3.9	139
Fourth District	3.5	21	3.9	21	4.3	21	4.0	21	3.9	21	3.9	20
Outside of Alaska	5.0	1	5.0	1	5.0	1	5.0	1	5.0	1	5.0	1

Note: Ratings for only those respondents who reported direct professional experience with the judge.

32. SUPERIOR COURT JUDGE RICHARD H. ERLICH

B. Peace and Probation Officers

Demographic Description (N=33)

	N	%
Type of Work		
No Response	--	0.0%
State Law Enforcement Officer	12	36.3%
Municipal/Borough Law Enforcement Officer	5	15.1%
Village Public Safety Officer (VPSO)	--	0.0%
Probation/Parole Officer	16	48.4%
Other	--	0.0%
Length of Alaska Experience		
No Response	--	0.0%
5 Years or fewer	7	21.2%
6 to 10 years	8	24.2%
11 to 15 years	6	18.1%
16 to 20 years	6	18.1%
21 years or more	6	18.1%
Gender		
No Response	--	0.0%
Male	26	78.7%
Female	7	21.2%
Location of Practice		
No Response	--	0.0%
First District	2	6.0%
Second District	14	42.4%
Third District	12	36.3%
Fourth District	5	15.1%
Outside of Alaska	--	0.0%
Community Population		
No Response	--	0.0%
Under 2,000	1	3.0%
Between 2,000 and 35,000	17	51.5%
Over 35,000	15	45.4%

**Evaluation of Judge Richard H. Erlich
Peace and Probation Officers**

Summary of Findings

Judge Richard H. Erlich was evaluated by 18 Peace and Probation Officers who reported having direct professional experience with the judge. The mean score on *overall evaluation* was 3.1. The highest mean score was obtained on *integrity* (3.7) and the lowest score was obtained on *impartiality/fairness* (3.1). Details are present in the two tables that follow.

	Poor		Deficient		Accept		Good		Excellent		Mean
	N	%	N	%	N	%	N	%	N	%	
Impartiality/Fairness	4	22.2%	3	16.6%	2	11.1%	5	27.7%	4	22.2%	3.1
Integrity	1	5.5%	1	5.5%	5	27.7%	6	33.3%	5	27.7%	3.7
Judicial Temperament	4	22.2%	3	16.6%	3	16.6%	2	11.1%	6	33.3%	3.2
Diligence	2	11.7%	4	23.5%	2	11.7%	4	23.5%	5	29.4%	3.4
Overall Rating	3	16.6%	4	22.2%	3	16.6%	4	22.2%	4	22.2%	3.1

Note: Ratings for only those respondents who reported direct professional experience with the judge.

Judge Richard H. Erlich: Detailed Information on Responses Peace and Probation Officers

	Impartiality/ Fairness		Integrity		Judicial Temperament		Diligence		Overall Rating	
	Mean	N	Mean	N	Mean	N	Mean	N	Mean	N
Basis for Evaluation of Judge										
No Response	--	0	--	0	--	0	--	0	--	0
Direct Professional	3.1	18	3.7	18	3.2	18	3.4	17	3.1	18
Professional Reputation	3.7	14	3.9	14	3.7	14	4.1	13	3.9	14
Other Personal Contacts	--	0	--	0	--	0	--	0	--	0
Type of Work										
No Response	--	0	--	0	--	0	--	0	--	0
State Law Enforcement Officer	3.0	10	3.9	10	2.9	10	3.2	9	3.1	10
Municipal/Borough Law Enforcement Officer	3.3	3	4.0	3	3.7	3	3.7	3	3.3	3
Village Public Safety Officer (VPSO)	--	0	--	0	--	0	--	0	--	0
Probation/Parole Officer	3.2	5	3.2	5	3.4	5	3.4	5	3.0	5
Other	--	0	--	0	--	0	--	0	--	0
Years Experience										
No Response	--	0	--	0	--	0	--	0	--	0
5 Years or fewer	3.3	4	3.8	4	3.3	4	3.8	4	3.0	4
6 to 10 years	2.7	3	3.0	3	3.3	3	2.7	3	2.7	3
11 to 15 years	2.3	4	3.3	4	2.0	4	2.3	4	2.3	4
16 to 20 years	3.3	3	4.3	3	3.3	3	3.7	3	3.7	3
21 years or more	4.0	4	4.3	4	4.0	4	4.7	3	4.0	4
Gender										
No Response	--	0	--	0	--	0	--	0	--	0
Male	3.2	16	3.9	16	3.3	16	3.4	15	3.3	16
Female	2.5	2	2.5	2	2.5	2	3.0	2	2.0	2
Location of Practice										
No Response	--	0	--	0	--	0	--	0	--	0
First District	3.0	1	5.0	1	3.0	1	4.0	1	4.0	1
Second District	3.0	10	3.8	10	3.0	10	3.2	10	2.9	10
Third District	3.2	6	3.3	6	3.2	6	3.4	5	3.2	6
Fourth District	4.0	1	4.0	1	5.0	1	4.0	1	4.0	1
Outside of Alaska	--	0	--	0	--	0	--	0	--	0
Community Population										
No Response	--	0	--	0	--	0	--	0	--	0
Under 2,000	3.0	1	5.0	1	3.0	1	4.0	1	4.0	1
Between 2,000 and 35,000	2.7	10	3.5	10	2.8	10	3.0	10	2.7	10
Over 35,000	3.7	7	3.9	7	3.7	7	3.8	6	3.6	7

Note: Ratings for only those respondents who reported direct professional experience with the judge.

4. SUPERIOR COURT JUDGE RICHARD H. ERLICH

C. Social Workers, Guardians ad Litem, and CASA Volunteers

Demographic Description (N=2)

		N	%
Type of Work			
	No Response	--	0.0%
	Social Worker	1	50.0%
	Guardian ad Litem	1	50.0%
	CASA Volunteer	--	0.0%
	Other	--	0.0%
Length of Alaska Experience			
	No Response	--	0.0%
	5 Years or fewer	--	0.0%
	6 to 10 years	--	0.0%
	11 to 15 years	1	50.0%
	16 to 20 years	1	50.0%
	21 years or more	--	0.0%
Gender			
	No Response	--	0.0%
	Male	--	0.0%
	Female	2	100.0%
Location of Practice			
	No Response	--	0.0%
	First District	--	0.0%
	Second District	1	50.0%
	Third District	1	50.0%
	Fourth District	--	0.0%
	Outside of Alaska	--	0.0%
Community Population			
	No Response	--	0.0%
	Under 2,000	--	0.0%
	Between 2,000 and 35,000	1	50.0%
	Over 35,000	1	50.0%

**Evaluation of Judge Richard H. Erlich
Social Workers, Guardians Ad Litem, and CASA Volunteers**

Judge Richard H. Erlich was evaluated by one Guardian Ad Litem who reported having direct professional experience with the judge. The mean score on *overall evaluation* was 5.0. The highest mean scores were obtained on *impartiality/fairness* (5.0), *integrity* (5.0) and *diligence* (5.0) and the lowest score was obtained on *judicial temperament* (4.0). Details are present in the two tables that follow.

	Poor		Deficient		Accept		Good		Excellent		Mean
	N	%	N	%	N	%	N	%	N	%	
Impartiality/Fairness	--	0.0%	--	0.0%	--	0.0%	--	0.0%	1	100.0%	5.0
Integrity	--	0.0%	--	0.0%	--	0.0%	--	0.0%	1	100.0%	5.0
Judicial Temperament	--	0.0%	--	0.0%	--	0.0%	1	100.0%	--	0	4.0
Diligence	--	0.0%	--	0.0%	--	0.0%	--	0.0%	1	100.0%	5.0
Overall Rating	--	0.0%	--	0.0%	--	0.0%	--	0.0%	1	100.0%	5.0

Note: Ratings for only those respondents who reported direct professional experience with the judge.

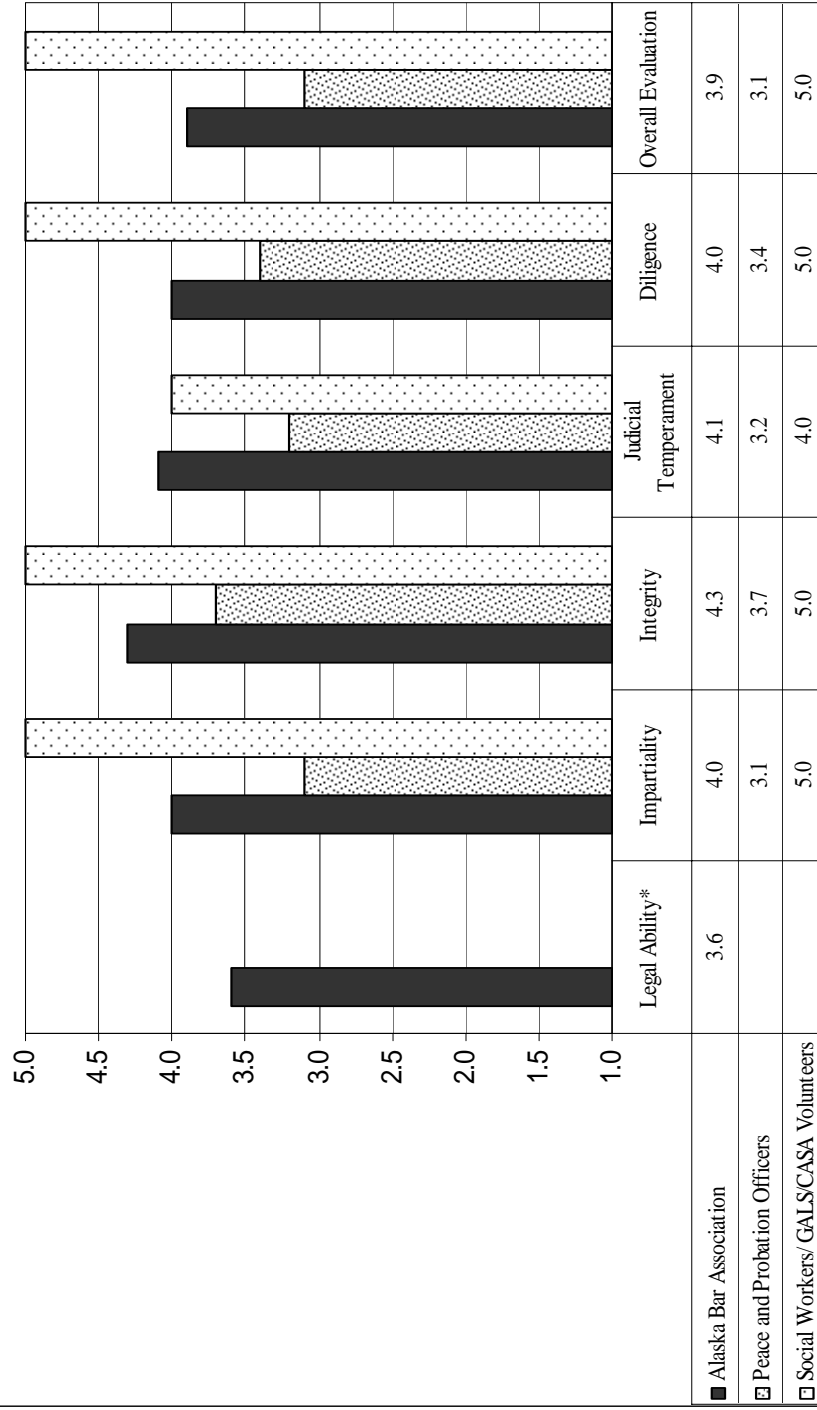
**Judge Richard H. Erlich: Detail Information on Responses
Social Workers, Guardians Ad Litem, and CASA volunteers**

	Impartiality/ Fairness		Integrity		Judicial Temperament		Diligence		Overall Rating	
	Mean	N	Mean	N	Mean	N	Mean	N	Mean	N
Basis for Evaluation of Judge										
No Response	1.0	1	1.0	1	1.0	1	1.0	1	1.0	1
Direct Professional	5.0	1	5.0	1	4.0	1	5.0	1	5.0	1
Professional Reputation	2.0	1	3.0	1	1.0	1	3.0	1	3.0	1
Other Personal Contacts	--	0	--	0	--	0	--	0	--	0
Type of Work										
No Response	--	0	--	0	--	0	--	0	--	0
Social Worker	--	0	--	0	--	0	--	0	--	0
Guardian ad Litem	5.0	1	5.0	1	4.0	1	5.0	1	5.0	1
CASA Volunteer	--	0	--	0	--	0	--	0	--	0
Other	--	0	--	0	--	0	--	0	--	0
Years Experience										
No Response	--	0	--	0	--	0	--	0	--	0
5 Years or fewer	--	0	--	0	--	0	--	0	--	0
6 to 10 years	--	0	--	0	--	0	--	0	--	0
11 to 15 years	--	0	--	0	--	0	--	0	--	0
16 to 20 years	5.0	1	5.0	1	4.0	1	5.0	1	5.0	1
21 years or more	--	0	--	0	--	0	--	0	--	0
Gender										
No Response	--	0	--	0	--	0	--	0	--	0
Male	--	0	--	0	--	0	--	0	--	0
Female	5.0	1	5.0	1	4.0	1	5.0	1	5.0	1
Location of Practice										
No Response	--	0	--	0	--	0	--	0	--	0
First District	--	0	--	0	--	0	--	0	--	0
Second District	--	0	--	0	--	0	--	0	--	0
Third District	5.0	1	5.0	1	4.0	1	5.0	1	5.0	1
Fourth District	--	0	--	0	--	0	--	0	--	0
Outside of Alaska	--	0	--	0	--	0	--	0	--	0
Community Population										
No Response	--	0	--	0	--	0	--	0	--	0
Under 2,000	--	0	--	0	--	0	--	0	--	0
Between 2,000 and 35,000	--	0	--	0	--	0	--	0	--	0
Over 35,000	5.0	1	5.0	1	4.0	1	5.0	1	5.0	1

Note: Ratings for only those respondents who reported direct professional experience with the judge.

Superior Court Judge Richard H. Erlich

Average Ratings from All Groups Surveyed



*Legal Ability items are only completed by Alaska Bar Association members.

33. SUPERIOR COURT JUDGE BEN ESCH

A. Alaska Bar Association

Demographic Description (N=343)

	N	%
Type of Practice		
No Response	9	2.6%
Private, Solo	73	21.2%
Private, 2-5 Attorneys	58	16.9%
Private, 6+ Attorneys	59	17.2%
Private, Corporate Employee	7	2.0%
State Judge or Judicial Officer	48	13.9%
Government	65	18.9%
Public Service Agency or Organization (not govt)	9	2.6%
Other	15	4.3%
Length of Alaska Practice		
No Response	8	2.3%
5 Years or fewer	25	7.2%
6 to 10 years	19	5.5%
11 to 15 years	35	10.2%
16 to 20 years	45	13.1%
21 years or more	211	61.5%
Gender		
No Response	8	2.3%
Male	244	71.1%
Female	91	26.5%
Cases Handled		
No Response	9	2.6%
Prosecution	20	5.8%
Mainly Criminal	26	7.5%
Mixed Criminal & Civil	97	28.2%
Mainly Civil	177	51.6%
Other	14	4.0%
Location of Practice		
No Response	8	2.3%
First District	19	5.5%
Second District	17	4.9%
Third District	258	75.2%
Fourth District	36	10.4%
Outside of Alaska	5	1.4%

**Evaluation of Judge Ben Esch:
Alaska Bar Association Members**

Summary of Findings

Judge Ben Esch was evaluated by 249 Alaska Bar Association members who reported having direct professional experience with the judge. The mean score on *overall evaluation* was 4.1. The highest mean score was obtained on *integrity* (4.4) and the lowest score was obtained on *legal ability* (4.0). Details are present in the two tables that follow.

	Poor		Deficient		Accept		Good		Excellent		Mean
	N	%	N	%	N	%	N	%	N	%	
Legal Ability	3	1.2%	7	2.8%	45	18.0%	121	48.5%	73	29.3%	4.0
Impartiality/Fairness	6	2.4%	13	5.3%	29	11.8%	91	37.1%	106	43.2%	4.1
Integrity	3	1.2%	5	2.0%	30	12.1%	70	28.4%	138	56.0%	4.4
Judicial Temperament	5	2.0%	12	4.8%	32	13.0%	90	36.7%	106	43.2%	4.1
Diligence	2	0.8%	4	1.6%	37	15.6%	96	40.5%	98	41.3%	4.2
Overall Rating	5	2.0%	10	4.0%	32	13.0%	96	39.1%	102	41.6%	4.1

Note: Ratings for only those respondents who reported direct professional experience with the judge.

Judge Ben Esch: Detailed Information Responses
Alaska Bar Association Members

	Legal Ability		Impartiality/ Fairness		Integrity		Judicial Temperament		Diligence		Overall Rating	
	Mean	N	Mean	N	Mean	N	Mean	N	Mean	N	Mean	N
Basis for Evaluation of Judge												
No Response	4.0	5	4.0	5	4.2	5	4.2	5	4.3	4	4.2	5
Direct Professional	4.0	249	4.1	245	4.4	246	4.1	245	4.2	237	4.1	245
Professional Reputation	3.9	77	4.1	75	4.1	74	4.0	72	3.9	68	4.1	75
Other Personal Contacts	4.1	12	4.2	12	4.3	12	4.2	12	4.1	10	4.0	11
Type of Practice												
No Response	3.8	5	3.6	5	4.0	5	3.6	5	3.8	5	3.8	5
Private, Solo	3.9	54	3.9	53	4.1	53	4.0	53	4.1	52	3.9	53
Private, 2-5 Attorneys	3.9	46	3.9	46	4.2	46	3.9	45	4.0	45	4.0	46
Private, 6+ Attorneys	3.8	43	4.3	43	4.5	43	4.5	42	4.2	40	4.2	41
Private, Corporate Employee	4.4	5	4.0	5	4.4	5	4.0	5	4.2	5	4.0	5
State Judge or Judicial Officer	4.5	37	4.6	37	4.8	37	4.7	36	4.6	35	4.7	37
Government	4.0	48	4.0	47	4.3	47	3.9	48	4.1	46	4.1	47
Public Service Agency or Organization (not govt)	4.0	6	4.3	4	4.2	5	4.0	6	4.8	4	4.0	6
Other	4.4	5	4.6	5	5.0	5	4.6	5	4.4	5	4.6	5
Years Experience												
No Response	3.8	4	3.3	4	4.0	4	3.5	4	3.8	4	3.8	4
5 Years or fewer	4.1	18	3.7	18	3.9	17	3.7	18	3.9	16	3.7	18
6 to 10 years	4.1	15	4.0	14	4.4	15	4.1	15	4.3	15	4.2	15
11 to 15 years	3.9	31	4.1	29	4.4	30	4.1	31	4.1	28	4.1	30
16 to 20 years	3.8	33	3.9	33	4.1	33	3.8	33	3.9	32	3.9	32
21 years or more	4.1	148	4.3	147	4.5	147	4.3	144	4.3	142	4.3	146
Gender												
No Response	4.3	4	4.0	4	4.5	4	4.0	4	4.3	4	4.3	4
Male	4.0	181	4.2	179	4.4	178	4.3	178	4.3	172	4.2	178
Female	4.0	64	3.9	62	4.2	64	3.8	63	4.0	61	4.0	63
Majority of Practice Consists of												
No Response	4.4	5	4.2	5	4.6	5	4.2	5	4.4	5	4.4	5
Prosecution	4.1	14	4.4	14	4.6	14	4.3	14	4.4	13	4.4	14
Mainly Criminal	4.1	19	3.7	18	4.1	19	3.6	19	4.1	18	3.7	19
Mixed Criminal & Civil	4.2	76	4.2	76	4.5	76	4.3	75	4.4	74	4.3	76
Mainly Civil	3.9	129	4.1	126	4.3	126	4.1	126	4.1	121	4.1	125
Other	4.0	6	3.8	6	4.7	6	4.0	6	3.8	6	4.0	6
Location of Practice												
No Response	4.0	4	3.8	4	4.5	4	4.0	4	4.3	4	4.3	4
First District	4.0	11	4.1	10	4.4	11	3.9	11	4.3	8	4.0	11
Second District	4.8	16	4.8	15	4.9	16	4.6	15	4.8	15	4.8	16
Third District	4.0	186	4.1	184	4.3	183	4.1	183	4.2	178	4.1	183
Fourth District	4.0	29	4.2	29	4.3	29	4.2	29	4.1	29	4.2	28
Outside of Alaska	5.0	3	5.0	3	5.0	3	5.0	3	5.0	3	5.0	3

Note: Ratings for only those respondents who reported direct professional experience with the judge.

33. SUPERIOR COURT JUDGE BEN ESCH

B. Peace and Probation Officers

Demographic Description (N=34)

	N	%
Type of Work		
No Response	--	0.0%
State Law Enforcement Officer	10	29.4%
Municipal/Borough Law Enforcement Officer	10	29.4%
Village Public Safety Officer (VPSO)	--	0.0%
Probation/Parole Officer	14	41.1%
Other	--	0.0%
Length of Alaska Experience		
No Response	--	0.0%
5 Years or fewer	8	23.5%
6 to 10 years	8	23.5%
11 to 15 years	8	23.5%
16 to 20 years	5	14.7%
21 years or more	5	14.7%
Gender		
No Response	--	0.0%
Male	25	73.5%
Female	9	26.4%
Location of Practice		
No Response	--	0.0%
First District	3	8.8%
Second District	13	38.2%
Third District	13	38.2%
Fourth District	5	14.7%
Outside of Alaska	--	0.0%
Community Population		
No Response	--	0.0%
Under 2,000	1	2.9%
Between 2,000 and 35,000	21	61.7%
Over 35,000	12	35.2%

Evaluation of Judge Ben Esch Peace and Probation Officers

Summary of Findings

Judge Ben Esch was evaluated by 21 Peace and Probation Officers who reported having direct professional experience with the judge. The mean score on *overall evaluation* was 4.0. The highest mean scores were obtained on *integrity* (4.1), *judicial temperament* (4.1) and *diligence* (4.1) and the lowest score was obtained on *impartiality/fairness* (3.9). Details are present in the two tables that follow.

	Poor		Deficient		Accept		Good		Excellent		Mean
	N	%	N	%	N	%	N	%	N	%	
Impartiality/Fairness	--	0.0%	2	9.5%	5	23.8%	7	33.3%	7	33.3%	3.9
Integrity	--	0.0%	2	9.5%	3	14.2%	7	33.3%	9	42.8%	4.1
Judicial Temperament	--	0.0%	1	4.7%	5	23.8%	5	23.8%	10	47.6%	4.1
Diligence	--	0.0%	1	4.7%	5	23.8%	6	28.5%	9	42.8%	4.1
Overall Rating	--	0.0%	1	5.0%	6	30.0%	5	25.0%	8	40.0%	4.0

Note: Ratings for only those respondents who reported direct professional experience with the judge.

Judge Ben Esch: Detailed Information on Responses Peace and Probation Officers

	Impartiality/ Fairness		Integrity		Judicial Temperament		Diligence		Overall Rating	
	Mean	N	Mean	N	Mean	N	Mean	N	Mean	N
Basis for Evaluation of Judge										
No Response	5.0	2	5.0	2	5.0	2	5.0	2	5.0	2
Direct Professional	3.9	21	4.1	21	4.1	21	4.1	21	4.0	20
Professional Reputation	4.1	9	4.2	9	4.2	9	4.0	8	4.1	9
Other Personal Contacts	4.5	2	4.5	2	5.0	2	4.5	2	5.0	2
Type of Work										
No Response	--	0	--	0	--	0	--	0	--	0
State Law Enforcement Officer	3.6	8	3.9	8	3.9	8	3.8	8	3.6	8
Municipal/Borough Law Enforcement Officer	4.0	6	4.3	6	4.3	6	4.3	6	4.2	5
Village Public Safety Officer (VPSO)	--	0	--	0	--	0	--	0	--	0
Probation/Parole Officer	4.1	7	4.1	7	4.3	7	4.3	7	4.3	7
Other	--	0	--	0	--	0	--	0	--	0
Years Experience										
No Response	--	0	--	0	--	0	--	0	--	0
5 Years or fewer	4.0	4	4.0	4	4.3	4	4.0	4	4.0	4
6 to 10 years	3.6	5	3.8	5	3.6	5	3.8	5	3.8	5
11 to 15 years	4.0	6	4.3	6	4.3	6	4.2	6	4.2	6
16 to 20 years	4.0	4	4.3	4	4.5	4	4.5	4	4.0	3
21 years or more	4.0	2	4.0	2	4.0	2	4.0	2	4.0	2
Gender										
No Response	--	0	--	0	--	0	--	0	--	0
Male	3.9	15	4.1	15	4.1	15	4.1	15	3.9	14
Female	4.0	6	4.0	6	4.2	6	4.2	6	4.2	6
Location of Practice										
No Response	--	0	--	0	--	0	--	0	--	0
First District	2.0	1	2.0	1	2.0	1	2.0	1	2.0	1
Second District	4.0	11	4.4	11	4.5	11	4.5	11	4.3	10
Third District	4.0	5	4.0	5	4.0	5	3.8	5	3.8	5
Fourth District	4.0	4	4.0	4	4.0	4	4.0	4	4.0	4
Outside of Alaska	--	0	--	0	--	0	--	0	--	0
Community Population										
No Response	--	0	--	0	--	0	--	0	--	0
Under 2,000	2.0	1	2.0	1	2.0	1	2.0	1	2.0	1
Between 2,000 and 35,000	4.1	14	4.4	14	4.4	14	4.4	14	4.3	13
Over 35,000	3.8	6	3.8	6	3.8	6	3.7	6	3.7	6

Note: Ratings for only those respondents who reported direct professional experience with the judge.

33. SUPERIOR COURT JUDGE BEN ESCH

C. Social Workers, Guardians ad Litem, and CASA Volunteers

Demographic Description (N=1)

		N	%
Type of Work			
	No Response	--	0.0%
	Social Worker	--	0.0%
	Guardian ad Litem	1	100.0%
	CASA Volunteer	--	0.0%
	Other	--	0.0%
Length of Alaska Experience			
	No Response	--	0.0%
	5 Years or fewer	--	0.0%
	6 to 10 years	--	0.0%
	11 to 15 years	--	0.0%
	16 to 20 years	1	100.0%
	21 years or more	--	0.0%
Gender			
	No Response	--	0.0%
	Male	--	0.0%
	Female	1	100.0%
Location of Practice			
	No Response	--	0.0%
	First District	--	0.0%
	Second District	--	0.0%
	Third District	1	100.0%
	Fourth District	--	0.0%
	Outside of Alaska	--	0.0%
Community Population			
	No Response	--	0.0%
	Under 2,000	--	0.0%
	Between 2,000 and 35,000	--	0.0%
	Over 35,000	1	100.0%

**Evaluation of Judge Ben Esch
Social Workers, Guardians Ad Litem, and CASA Volunteers**

Judge Ben Esch was evaluated by one Guardian Ad Litem who reported having direct professional experience with the judge. The mean score on *overall evaluation* was 5.0. The highest mean scores were obtained on *integrity* (5.0) and *diligence* (5.0) and the lowest scores were obtained on *impartiality/fairness* (4.0) and *judicial temperament* (4.0). Details are present in the two tables that follow.

	Poor		Deficient		Accept		Good		Excellent		Mean
	N	%	N	%	N	%	N	%	N	%	
Impartiality/Fairness	--	0.0%	--	0.0%	--	0.0%	1	100.0%	--	0.0%	4.0
Integrity	--	0.0%	--	0.0%	--	0.0%	--	0.0%	1	100.0%	5.0
Judicial Temperament	--	0.0%	--	0.0%	--	0.0%	1	100.0%	--	0.0%	4.0
Diligence	--	0.0%	--	0.0%	--	0.0%	--	0.0%	1	100.0%	5.0
Overall Rating	--	0.0%	--	0.0%	--	0.0%	--	0.0%	1	100.0%	5.0

Note: Ratings for only those respondents who reported direct professional experience with the judge.

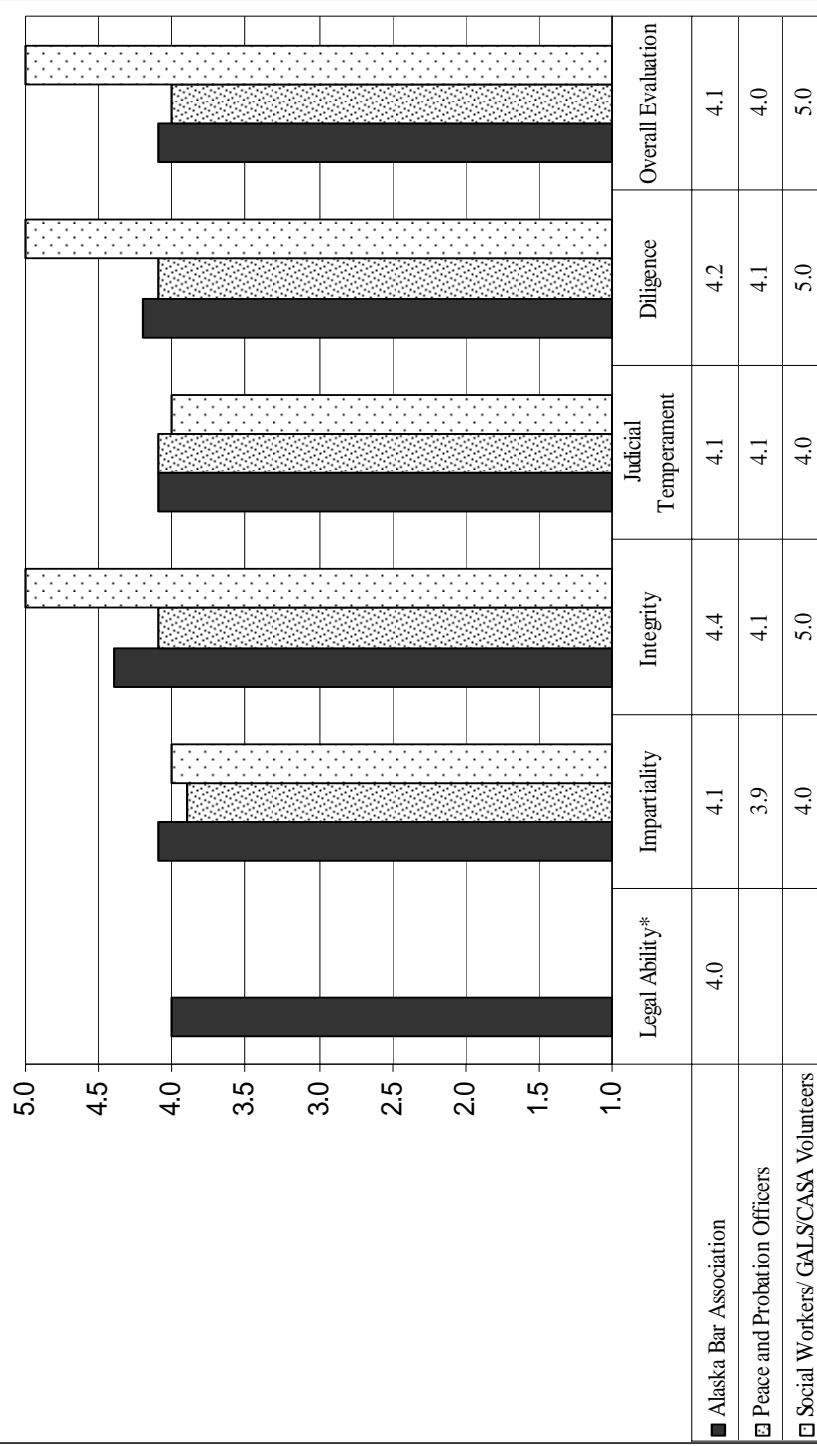
**Judge Ben Esch: Detail Information on Responses
Social Workers, Guardians Ad Litem, and CASA volunteers**

	Impartiality/ Fairness		Integrity		Judicial Temperament		Diligence		Overall Rating	
	Mean	N	Mean	N	Mean	N	Mean	N	Mean	N
Basis for Evaluation of Judge										
No Response	5.0	1	5.0	1	5.0	1	5.0	1	5.0	1
Direct Professional	4.0	1	5.0	1	4.0	1	5.0	1	5.0	1
Professional Reputation	--	0	--	0	--	0	--	0	--	0
Other Personal Contacts	--	0	--	0	--	0	--	0	--	0
Type of Work										
No Response	--	0	--	0	--	0	--	0	--	0
Social Worker	--	0	--	0	--	0	--	0	--	0
Guardian ad Litem	4.0	1	5.0	1	4.0	1	5.0	1	5.0	1
CASA Volunteer	--	0	--	0	--	0	--	0	--	0
Other	--	0	--	0	--	0	--	0	--	0
Years Experience										
No Response	--	0	--	0	--	0	--	0	--	0
5 Years or fewer	--	0	--	0	--	0	--	0	--	0
6 to 10 years	--	0	--	0	--	0	--	0	--	0
11 to 15 years	--	0	--	0	--	0	--	0	--	0
16 to 20 years	4.0	1	5.0	1	4.0	1	5.0	1	5.0	1
21 years or more	--	0	--	0	--	0	--	0	--	0
Gender										
No Response	--	0	--	0	--	0	--	0	--	0
Male	--	0	--	0	--	0	--	0	--	0
Female	4.0	1	5.0	1	4.0	1	5.0	1	5.0	1
Location of Practice										
No Response	--	0	--	0	--	0	--	0	--	0
First District	--	0	--	0	--	0	--	0	--	0
Second District	--	0	--	0	--	0	--	0	--	0
Third District	4.0	1	5.0	1	4.0	1	5.0	1	5.0	1
Fourth District	--	0	--	0	--	0	--	0	--	0
Outside of Alaska	--	0	--	0	--	0	--	0	--	0
Community Population										
No Response	--	0	--	0	--	0	--	0	--	0
Under 2,000	--	0	--	0	--	0	--	0	--	0
Between 2,000 and 35,000	--	0	--	0	--	0	--	0	--	0
Over 35,000	4.0	1	5.0	1	4.0	1	5.0	1	5.0	1

Note: Ratings for only those respondents who reported direct professional experience with the judge.

Superior Court Judge Ben Esch

Average Ratings from All Groups Surveyed



*Legal Ability items are only completed by Alaska Bar Association members.

34. SUPERIOR COURT JUDGE CHARLES T. HUGUELET

A. Alaska Bar Association

Demographic Description (N=198)

	N	%
Type of Practice		
No Response	4	2.0%
Private, Solo	38	19.1%
Private, 2-5 Attorneys	38	19.1%
Private, 6+ Attorneys	30	15.1%
Private, Corporate Employee	1	0.5%
State Judge or Judicial Officer	17	8.5%
Government	65	32.8%
Public Service Agency or Organization (not govt)	3	1.5%
Other	2	1.0%
Length of Alaska Practice		
No Response	6	3.0%
5 Years or fewer	22	11.1%
6 to 10 years	21	10.6%
11 to 15 years	22	11.1%
16 to 20 years	33	16.6%
21 years or more	94	47.4%
Gender		
No Response	4	2.0%
Male	130	65.6%
Female	64	32.3%
Cases Handled		
No Response	4	2.0%
Prosecution	12	6.0%
Mainly Criminal	11	5.5%
Mixed Criminal & Civil	48	24.2%
Mainly Civil	119	60.1%
Other	4	2.0%
Location of Practice		
No Response	5	2.5%
First District	9	4.5%
Second District	1	0.5%
Third District	177	89.3%
Fourth District	4	2.0%
Outside of Alaska	2	1.0%

**Evaluation of Judge Charles T. Huguelet:
Alaska Bar Association Members**

Summary of Findings

Judge Charles T. Huguelet was evaluated by 166 Alaska Bar Association members who reported having direct professional experience with the judge. The mean score on *overall evaluation* was 3.7. The highest mean score was obtained on *integrity* (4.2) and the lowest score was obtained on *legal ability* (3.6). Details are present in the two tables that follow.

	Poor		Deficient		Accept		Good		Excellent		Mean
	N	%	N	%	N	%	N	%	N	%	
Legal Ability	11	6.6%	16	9.6%	40	24.0%	62	37.3%	37	22.2%	3.6
Impartiality/Fairness	4	2.5%	16	10.0%	31	19.3%	58	36.2%	51	31.8%	3.9
Integrity	2	1.2%	6	3.8%	24	15.3%	55	35.2%	69	44.2%	4.2
Judicial Temperament	5	3.2%	8	5.1%	39	25.0%	54	34.6%	50	32.0%	3.9
Diligence	10	6.1%	11	6.7%	36	22.2%	52	32.0%	53	32.7%	3.8
Overall Rating	8	5.0%	20	12.5%	28	17.6%	56	35.2%	47	29.5%	3.7

Note: Ratings for only those respondents who reported direct professional experience with the judge.

**Judge Charles T. Huguelet: Detailed Information Responses
Alaska Bar Association Members**

	Legal Ability		Impartiality /Fairness		Integrity		Judicial Temperament		Diligence		Overall Rating	
	Mean	N	Mean	N	Mean	N	Mean	N	Mean	N	Mean	N
	Basis for Evaluation of Judge											
No Response	4.0	3	4.0	3	4.0	3	4.0	3	4.0	3	4.0	3
Direct Professional	3.6	166	3.9	160	4.2	156	3.9	156	3.8	162	3.7	159
Professional Reputation	3.3	24	3.4	23	3.8	22	3.5	21	3.5	22	3.2	24
Other Personal Contacts	4.0	4	4.4	5	4.3	4	4.4	5	4.3	4	4.3	4
Type of Practice												
No Response	4.3	3	4.3	3	4.0	2	4.0	2	4.3	3	4.0	2
Private, Solo	3.6	33	3.9	33	4.3	31	3.8	32	3.7	33	3.7	33
Private, 2-5 Attorneys	3.7	35	3.8	34	4.2	34	3.9	34	3.9	35	3.9	34
Private, 6+ Attorneys	3.9	30	4.3	28	4.4	28	4.2	29	4.1	30	4.2	29
Private, Corporate Employee	4.0	1	4.0	1	5.0	1	4.0	1	3.0	1	4.0	1
State Judge or Judicial Officer	4.3	11	4.5	11	4.6	11	4.3	11	4.5	11	4.5	11
Government	3.0	50	3.4	47	3.8	46	3.6	45	3.3	46	3.1	47
Public Service Agency or Organization (not govt)	4.5	2	4.0	2	4.0	2	4.0	1	4.5	2	4.0	1
Other	4.0	1	3.0	1	4.0	1	3.0	1	4.0	1	4.0	1
Years Experience												
No Response	4.2	5	4.5	4	4.3	3	4.3	3	4.2	5	4.3	3
5 Years or fewer	3.5	19	3.5	18	4.1	18	3.6	18	3.5	19	3.6	19
6 to 10 years	3.8	16	3.8	14	3.9	14	3.8	15	3.9	15	3.8	15
11 to 15 years	3.7	22	4.0	21	4.3	22	4.1	20	4.1	20	3.9	20
16 to 20 years	3.2	26	3.6	24	3.9	24	3.8	24	3.5	25	3.4	25
21 years or more	3.6	78	4.0	79	4.3	75	3.9	76	3.8	78	3.8	77
Gender												
No Response	4.3	3	4.3	3	4.0	2	4.0	2	4.3	3	4.0	2
Male	3.6	105	3.9	102	4.3	99	3.9	100	3.8	103	3.7	101
Female	3.5	58	3.7	55	4.0	55	3.8	54	3.8	56	3.7	56
Majority of Practice Consists of												
No Response	4.3	3	4.3	3	4.0	2	4.0	2	4.3	3	4.0	2
Prosecution	2.7	10	2.8	9	3.2	9	2.8	9	2.7	9	2.3	9
Mainly Criminal	3.4	10	3.6	10	4.0	10	3.9	10	3.6	10	3.7	10
Mixed Criminal & Civil	3.7	40	3.9	38	4.3	38	3.8	39	4.0	40	3.9	40
Mainly Civil	3.6	101	3.9	98	4.2	95	4.0	94	3.8	98	3.8	96
Other	4.0	2	4.0	2	4.5	2	3.5	2	4.5	2	3.5	2
Location of Practice												
No Response	3.8	4	4.0	4	3.7	3	3.7	3	3.8	4	3.0	3
First District	3.1	7	3.7	6	4.0	7	3.2	5	3.2	5	3.2	6
Second District	--	0	--	0	--	0	--	0	--	0	--	0
Third District	3.6	150	3.9	145	4.2	141	3.9	143	3.8	148	3.8	145
Fourth District	3.0	3	3.0	3	3.7	3	3.7	3	3.3	3	3.3	3
Outside of Alaska	4.0	2	4.5	2	4.5	2	4.0	2	4.5	2	4.5	2

Note: Ratings for only those respondents who reported direct professional experience with the judge.

34. SUPERIOR COURT JUDGE CHARLES T. HUGUELET

B. Peace and Probation Officers

Demographic Description (N=34)

		N	%
Type of Work			
	No Response	1	2.9%
	State Law Enforcement Officer	11	32.3%
	Municipal/Borough Law Enforcement Officer	14	41.1%
	Village Public Safety Officer (VPSO)	--	0.0%
	Probation/Parole Officer	8	23.5%
	Other	--	0.0%
Length of Alaska Experience			
	No Response	1	2.9%
	5 Years or fewer	11	32.3%
	6 to 10 years	5	14.7%
	11 to 15 years	10	29.4%
	16 to 20 years	5	14.7%
	21 years or more	2	5.8%
Gender			
	No Response	1	2.9%
	Male	29	85.2%
	Female	4	11.7%
Location of Practice			
	No Response	1	2.9%
	First District	--	0.0%
	Second District	--	0.0%
	Third District	33	97.0%
	Fourth District	--	0.0%
	Outside of Alaska	--	0.0%
Community Population			
	No Response	1	2.9%
	Under 2,000	1	2.9%
	Between 2,000 and 35,000	26	76.4%
	Over 35,000	6	17.6%

**Evaluation of Judge Charles T. Huguelet
Peace and Probation Officers**

Summary of Findings

Judge Charles T. Huguelet was evaluated by 25 Peace and Probation Officers who reported having direct professional experience with the judge. The mean score on *overall evaluation* was 3.5. The highest mean score was obtained on *integrity* (4.0) and the lowest scores were obtained on *impartiality/fairness* (3.4) and *diligence* (3.4). Details are present in the two tables that follow.

	Poor		Deficient		Accept		Good		Excellent		Mean
	N	%	N	%	N	%	N	%	N	%	
Impartiality/Fairness	2	8.0%	4	16.0%	5	20.0%	11	44.0%	3	12.0%	3.4
Integrity	--	0.0%	--	0.0%	7	29.1%	11	45.8%	6	25.0%	4.0
Judicial Temperament	1	4.0%	1	4.0%	8	32.0%	9	36.0%	6	24.0%	3.7
Diligence	2	8.0%	4	16.0%	5	20.0%	11	44.0%	3	12.0%	3.4
Overall Rating	1	4.0%	4	16.0%	6	24.0%	9	36.0%	5	20.0%	3.5

Note: Ratings for only those respondents who reported direct professional experience with the judge.

**Judge Charles T. Huguelet: Detailed Information on Responses
Peace and Probation Officers**

	Impartiality/ Fairness		Integrity		Judicial Temperament		Diligence		Overall Rating	
	Mean	N	Mean	N	Mean	N	Mean	N	Mean	N
Basis for Evaluation of Judge										
No Response	3.0	2	4.5	2	2.5	2	3.5	2	3.0	2
Direct Professional	3.4	25	4.0	24	3.7	25	3.4	25	3.5	25
Professional Reputation	3.0	6	3.3	6	3.2	5	3.2	5	3.2	6
Other Personal Contacts	4.0	2	4.5	2	4.5	2	4.3	3	4.3	3
Type of Work										
No Response	3.0	1	3.0	1	3.0	1	2.0	1	3.0	1
State Law Enforcement Officer	3.1	9	3.9	8	3.7	9	3.3	9	3.4	9
Municipal/Borough Law Enforcement Officer	4.0	10	4.3	10	4.3	10	4.0	10	4.0	10
Village Public Safety Officer (VPSO)	--	0	--	0	--	0	--	0	--	0
Probation/Parole Officer	2.6	5	3.6	5	2.8	5	2.4	5	2.8	5
Other	--	0	--	0	--	0	--	0	--	0
Years Experience										
No Response	3.0	1	3.0	1	3.0	1	2.0	1	3.0	1
5 Years or fewer	3.4	8	3.8	8	3.5	8	3.4	8	3.5	8
6 to 10 years	3.0	4	4.3	4	3.8	4	3.3	4	3.0	4
11 to 15 years	3.1	8	3.9	7	3.8	8	3.3	8	3.4	8
16 to 20 years	4.3	3	4.7	3	4.3	3	4.0	3	4.7	3
21 years or more	4.0	1	4.0	1	4.0	1	4.0	1	4.0	1
Gender										
No Response	3.0	1	3.0	1	3.0	1	2.0	1	3.0	1
Male	3.4	21	4.0	20	3.8	21	3.4	21	3.6	21
Female	3.0	3	4.0	3	3.3	3	3.3	3	3.3	3
Location of Practice										
No Response	3.0	1	3.0	1	3.0	1	2.0	1	3.0	1
First District	--	0	--	0	--	0	--	0	--	0
Second District	--	0	--	0	--	0	--	0	--	0
Third District	3.4	24	4.0	23	3.8	24	3.4	24	3.5	24
Fourth District	--	0	--	0	--	0	--	0	--	0
Outside of Alaska	--	0	--	0	--	0	--	0	--	0
Community Population										
No Response	3.0	1	3.0	1	3.0	1	2.0	1	3.0	1
Under 2,000	--	0	--	0	--	0	--	0	--	0
Between 2,000 and 35,000	3.4	23	4.0	22	3.8	23	3.5	23	3.6	23
Over 35,000	3.0	1	3.0	1	3.0	1	2.0	1	3.0	1

Note: Ratings for only those respondents who reported direct professional experience with the judge.

34. DISTRICT COURT JUDGE CHARLES T. HUGUELET

C. Social Workers, Guardians ad Litem, and CASA Volunteers

Demographic Description (N=12)

		N	%
Type of Work			
	No Response	--	0.0%
	Social Worker	5	41.6%
	Guardian ad Litem	5	41.6%
	CASA Volunteer	2	16.6%
	Other	--	0.0%
Length of Alaska Experience			
	No Response	--	0.0%
	5 Years or fewer	3	25.0%
	6 to 10 years	5	41.6%
	11 to 15 years	1	8.3%
	16 to 20 years	3	25.0%
	21 years or more	--	0.0%
Gender			
	No Response	--	0.0%
	Male	1	8.3%
	Female	11	91.6%
Location of Practice			
	No Response	--	0.0%
	First District	1	8.3%
	Second District	--	0.0%
	Third District	11	91.6%
	Fourth District	--	0.0%
	Outside of Alaska	--	0.0%
Community Population			
	No Response	--	0.0%
	Under 2,000	--	0.0%
	Between 2,000 and 35,000	5	41.6%
	Over 35,000	7	58.3%

**Evaluation of Judge Charles T. Huguelet
Social Workers, Guardians Ad Litem, and CASA Volunteers**

Summary of Findings

Judge Charles T. Huguelet was evaluated by 11 Social Workers, Guardians Ad Litem, and CASA volunteers who reported having direct professional experience with the judge. The mean score on *overall evaluation* was 4.6. The highest mean scores were obtained on *integrity* (4.5), *judicial temperament* (4.5) and *diligence* (4.5) and the lowest score was obtained on *impartiality/fairness* (4.4). Details are present in the two tables that follow.

	Poor		Deficient		Accept		Good		Excellent		Mean
	N	%	N	%	N	%	N	%	N	%	
Impartiality/Fairness	--	0.0%	--	0.0%	2	20.0%	2	20.0%	6	60.0%	4.4
Integrity	--	0.0%	--	0.0%	1	9.0%	3	27.2%	7	63.6%	4.5
Judicial Temperament	--	0.0%	--	0.0%	1	10.0%	3	30.0%	6	60.0%	4.5
Diligence	--	0.0%	--	0.0%	1	10.0%	3	30.0%	6	60.0%	4.5
Overall Rating	--	0.0%	--	0.0%	1	11.1%	2	22.2%	6	66.6%	4.6

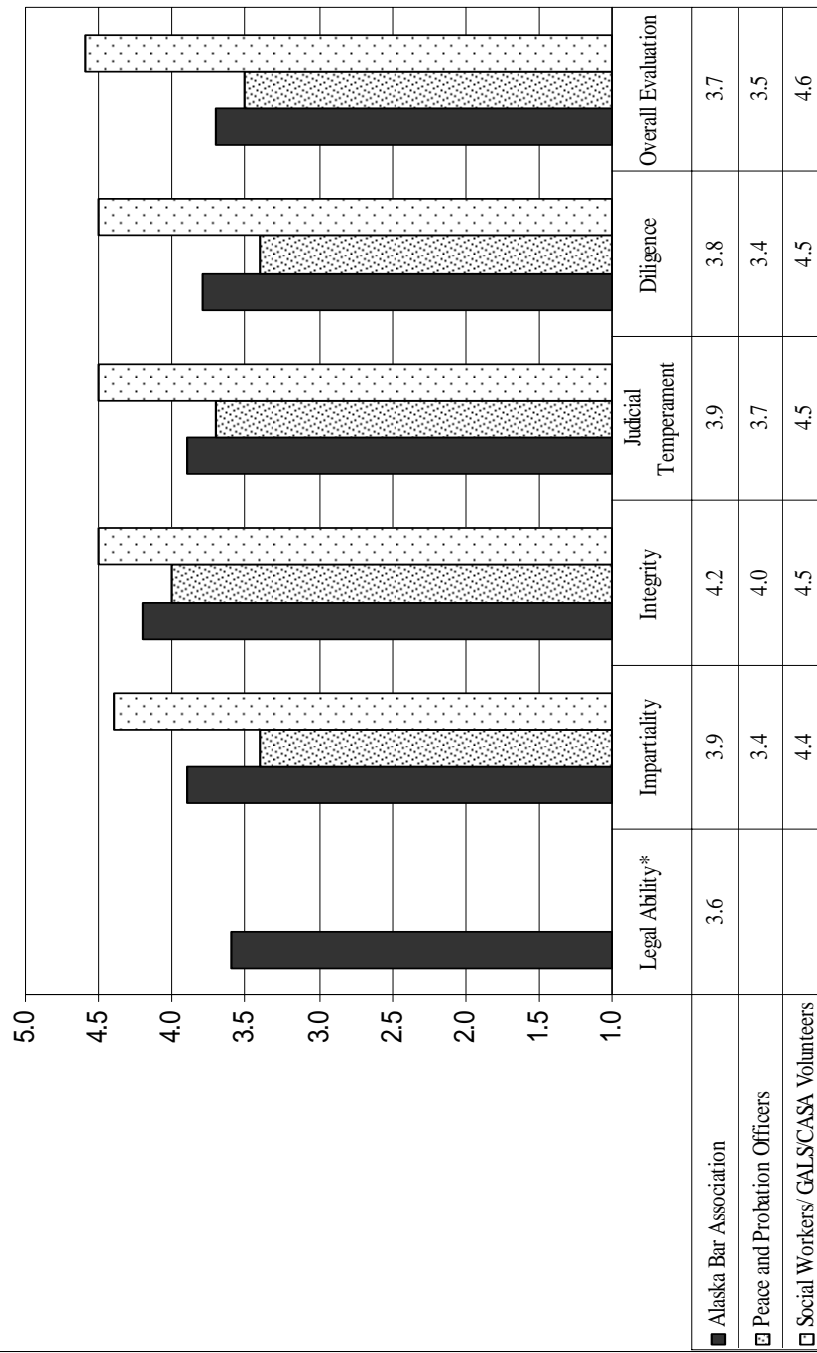
Note: Ratings for only those respondents who reported direct professional experience with the judge.

**Judge Charles T. Huguelet: Detail Information on Responses
Social Workers, Guardians Ad Litem, and CASA Volunteers**

	Impartiality/ Fairness		Integrity		Judicial Temperament		Diligence		Overall Rating	
	Mean	N	Mean	N	Mean	N	Mean	N	Mean	N
Basis for Evaluation of Judge										
No Response	--	0	--	0	--	0	--	0	--	0
Direct Professional	4.4	10	4.5	11	4.5	10	4.5	10	4.6	9
Professional Reputation	5.0	1	5.0	1	5.0	1	5.0	1	5.0	1
Other Personal Contacts	--	0	--	0	--	0	--	0	--	0
Type of Work										
No Response	--	0	--	0	--	0	--	0	--	0
Social Worker	3.8	5	4.2	5	4.0	4	4.3	4	4.0	4
Guardian ad Litem	5.0	5	4.8	5	4.8	5	4.6	5	5.0	5
CASA Volunteer	--	0	5.0	1	5.0	1	5.0	1	--	0
Other	--	0	--	0	--	0	--	0	--	0
Years Experience										
No Response	--	0	--	0	--	0	--	0	--	0
5 Years or fewer	5.0	2	5.0	3	5.0	3	5.0	3	5.0	2
6 to 10 years	4.0	4	4.0	4	3.7	3	4.0	3	4.0	3
11 to 15 years	3.0	1	5.0	1	4.0	1	5.0	1	4.0	1
16 to 20 years	5.0	3	4.7	3	5.0	3	4.3	3	5.0	3
21 years or more	--	0	--	0	--	0	--	0	--	0
Gender										
No Response	--	0	--	0	--	0	--	0	--	0
Male	3.0	1	5.0	1	4.0	1	5.0	1	4.0	1
Female	4.6	9	4.5	10	4.6	9	4.4	9	4.6	8
Location of Practice										
No Response	--	0	--	0	--	0	--	0	--	0
First District	--	0	5.0	1	5.0	1	5.0	1	--	0
Second District	--	0	--	0	--	0	--	0	--	0
Third District	4.4	10	4.5	10	4.4	9	4.4	9	4.6	9
Fourth District	--	0	--	0	--	0	--	0	--	0
Outside of Alaska	--	0	--	0	--	0	--	0	--	0
Community Population										
No Response	--	0	--	0	--	0	--	0	--	0
Under 2,000	--	0	--	0	--	0	--	0	--	0
Between 2,000 and 35,000	4.3	4	4.8	5	4.4	5	4.8	5	4.5	4
Over 35,000	4.5	6	4.3	6	4.6	5	4.2	5	4.6	5

Note: Ratings for only those respondents who reported direct professional experience with the judge.

Superior Court Judge Charles T. Huguelet
Average Ratings from All Groups Surveyed



*Legal Ability items are only completed by Alaska Bar Association members.

35. SUPRIOR COURT JUDGE PETER A. MICHALSKI

A. Alaska Bar Association

Demographic Description (N=672)

	N	%
Type of Practice		
No Response	13	1.9%
Private, Solo	161	23.9%
Private, 2-5 Attorneys	122	18.1%
Private, 6+ Attorneys	136	20.2%
Private, Corporate Employee	19	2.8%
State Judge or Judicial Officer	50	7.4%
Government	130	19.3%
Public Service Agency or Organization (not govt)	17	2.5%
Other	23	3.4%
Length of Alaska Practice		
No Response	13	1.9%
5 Years or fewer	48	7.1%
6 to 10 years	54	8.0%
11 to 15 years	72	10.7%
16 to 20 years	99	14.7%
21 years or more	385	57.3%
Gender		
No Response	16	2.3%
Male	473	70.4%
Female	182	27.1%
Cases Handled		
No Response	13	1.9%
Prosecution	28	4.1%
Mainly Criminal	31	4.6%
Mixed Criminal & Civil	134	19.9%
Mainly Civil	429	63.9%
Other	36	5.3%
Location of Practice		
No Response	11	1.6%
First District	29	4.3%
Second District	4	0.5%
Third District	577	85.9%
Fourth District	34	5.0%
Outside of Alaska	16	2.3%

**Evaluation of Judge Peter A. Michalski:
Alaska Bar Association Members**

Summary of Findings

Judge Peter A. Michalski was evaluated by 585 Alaska Bar Association members who reported having direct professional experience with the judge. The mean score on *overall evaluation* was 4.1. The highest mean score was obtained on *integrity* (4.4) and the lowest scores were obtained on *legal ability* (4.0) and *diligence* (4.0). Details are present in the two tables that follow.

	Poor		Deficient		Accept		Good		Excellent		Mean
	N	%	N	%	N	%	N	%	N	%	
Legal Ability	8	1.3%	34	5.8%	110	18.8%	224	38.3%	208	35.6%	4.0
Impartiality/Fairness	12	2.0%	34	5.8%	89	15.2%	173	29.6%	275	47.1%	4.1
Integrity	4	0.6%	11	1.9%	67	11.6%	145	25.1%	349	60.5%	4.4
Judicial Temperament	7	1.2%	28	4.8%	72	12.3%	157	26.9%	318	54.6%	4.3
Diligence	16	2.7%	30	5.2%	111	19.2%	206	35.7%	213	36.9%	4.0
Overall Rating	9	1.5%	41	7.0%	84	14.4%	198	34.1%	248	42.7%	4.1

Note: Ratings for only those respondents who reported direct professional experience with the judge.

**Judge Peter A. Michalski: Detailed Information Responses
Alaska Bar Association Members**

	Legal Ability		Impartiality /Fairness		Integrity		Judicial Temperament		Diligence		Overall Rating	
	Mean	N	Mean	N	Mean	N	Mean	N	Mean	N	Mean	N
Basis for Evaluation of Judge												
No Response	3.8	11	3.8	11	4.1	11	4.2	11	3.8	11	3.8	11
Direct Professional	4.0	585	4.1	584	4.4	577	4.3	583	4.0	577	4.1	581
Professional Reputation	4.1	76	4.2	72	4.4	75	4.2	74	4.1	72	4.2	75
Other Personal Contacts	4.7	3	4.4	5	4.8	5	4.8	4	4.3	3	4.8	4
Type of Practice												
No Response	3.9	12	3.9	12	4.3	12	4.3	12	4.1	12	3.9	12
Private, Solo	3.6	151	3.7	151	4.1	149	3.9	150	3.6	150	3.7	149
Private, 2-5 Attorneys	4.0	113	4.1	112	4.4	110	4.3	112	3.9	112	4.0	111
Private, 6+ Attorneys	4.1	123	4.3	125	4.6	123	4.4	124	4.1	123	4.2	125
Private, Corporate Employee	3.8	15	4.0	15	4.3	15	4.1	15	3.9	15	4.0	15
State Judge or Judicial Officer	4.4	38	4.7	38	4.9	38	4.7	38	4.5	36	4.7	38
Government	4.4	104	4.5	103	4.6	102	4.6	103	4.4	102	4.5	103
Public Service Agency or Organization (not govt)	3.9	12	3.7	11	4.3	11	4.3	12	3.7	10	3.8	11
Other	4.0	17	4.2	17	4.6	17	4.4	17	4.1	17	4.2	17
Years Experience												
No Response	3.8	12	3.8	12	4.2	12	4.1	12	3.8	12	3.8	12
5 Years or fewer	4.1	34	4.1	35	4.4	34	4.2	35	3.9	34	4.1	36
6 to 10 years	4.2	52	4.2	52	4.6	51	4.6	52	4.2	51	4.4	52
11 to 15 years	4.0	67	4.1	66	4.5	65	4.3	66	3.9	66	4.1	65
16 to 20 years	4.0	84	4.0	84	4.3	83	4.2	84	3.9	84	4.0	84
21 years or more	4.0	336	4.2	335	4.5	332	4.3	334	4.0	330	4.1	332
Gender												
No Response	4.0	14	4.1	14	4.4	14	4.4	14	4.1	14	4.1	14
Male	4.0	415	4.1	414	4.4	409	4.3	414	4.0	409	4.1	413
Female	4.1	156	4.2	156	4.4	154	4.2	155	4.0	154	4.1	154
Majority of Practice Consists of												
No Response	4.1	11	4.0	11	4.3	11	4.3	11	4.1	11	4.0	11
Prosecution	4.7	22	4.6	22	4.7	21	4.7	22	4.6	21	4.6	22
Mainly Criminal	4.1	24	4.1	24	4.4	24	4.4	24	4.1	24	4.3	23
Mixed Criminal & Civil	4.0	117	4.2	117	4.5	116	4.3	117	4.0	115	4.2	117
Mainly Civil	3.9	387	4.1	386	4.4	382	4.3	385	3.9	382	4.0	384
Other	4.2	24	4.1	24	4.5	23	4.3	24	4.0	24	4.1	24
Location of Practice												
No Response	4.0	10	3.9	10	4.2	10	4.2	10	4.0	10	3.9	10
First District	4.3	21	4.3	21	4.5	21	4.3	21	4.1	21	4.2	21
Second District	4.5	2	4.5	2	4.5	2	4.5	2	4.5	2	4.5	2
Third District	4.0	516	4.1	515	4.4	508	4.3	514	4.0	510	4.1	512
Fourth District	4.2	26	4.3	26	4.3	26	4.2	26	4.1	25	4.2	26
Outside of Alaska	4.1	10	4.4	10	4.4	10	4.3	10	4.2	9	4.2	10

Note: Ratings for only those respondents who reported direct professional experience with the judge.

35. SUPERIOR COURT JUDGE PETER A. MICHALSKI

B. Peace and Probation Officers

Demographic Description (N=33)

	N	%
Type of Work		
No Response	--	0.0%
State Law Enforcement Officer	9	27.2%
Municipal/Borough Law Enforcement Officer	13	39.3%
Village Public Safety Officer (VPSO)	--	0.0%
Probation/Parole Officer	10	30.3%
Other	1	3.0%
Length of Alaska Experience		
No Response	--	0.0%
5 Years or fewer	3	9.0%
6 to 10 years	5	15.1%
11 to 15 years	9	27.2%
16 to 20 years	4	12.1%
21 years or more	12	36.3%
Gender		
No Response	--	0.0%
Male	25	75.7%
Female	8	24.2%
Location of Practice		
No Response	--	0.0%
First District	--	0.0%
Second District	--	0.0%
Third District	33	100.0%
Fourth District	--	0.0%
Outside of Alaska	--	0.0%
Community Population		
No Response	--	0.0%
Under 2,000	--	0.0%
Between 2,000 and 35,000	2	6.0%
Over 35,000	31	93.9%

**Evaluation of Judge Peter A. Michalski
Peace and Probation Officers**

Summary of Findings

Judge Peter A. Michalski was evaluated by 25 Peace and Probation Officers who reported having direct professional experience with the judge. The mean score on *overall evaluation* was 4.0. The highest mean scores were obtained on *integrity* (4.2), *judicial temperament* (4.2) and *diligence* (4.2) and the lowest score was obtained on *impartiality/fairness* (4.1). Details are present in the two tables that follow.

	Poor		Deficient		Accept		Good		Excellent		Mean
	N	%	N	%	N	%	N	%	N	%	
Impartiality/Fairness	--	0.0%	2	8.0%	4	16.0%	9	36.0%	10	40.0%	4.1
Integrity	--	0.0%	1	4.3%	4	17.3%	7	30.4%	11	47.8%	4.2
Judicial Temperament	--	0.0%	--	0.0%	5	21.7%	8	34.7%	10	43.4%	4.2
Diligence	--	0.0%	--	0.0%	4	17.3%	11	47.8%	8	34.7%	4.2
Overall Rating	--	0.0%	2	8.0%	4	16.0%	10	40.0%	9	36.0%	4.0

Note: Ratings for only those respondents who reported direct professional experience with the judge.

Judge Peter A. Michalski: Detailed Information on Responses Peace and Probation Officers

	Impartiality/ Fairness		Integrity		Judicial Temperament		Diligence		Overall Rating	
	Mean	N	Mean	N	Mean	N	Mean	N	Mean	N
Basis for Evaluation of Judge										
No Response	5.0	1	5.0	1	5.0	1	5.0	1	5.0	1
Direct Professional	4.1	25	4.2	23	4.2	23	4.2	23	4.0	25
Professional Reputation	3.4	7	3.4	7	3.3	6	3.4	7	3.3	7
Other Personal Contacts	3.0	1	3.0	1	2.0	1	3.0	1	2.0	1
Type of Work										
No Response	--	0	--	0	--	0	--	0	--	0
State Law Enforcement Officer	3.6	8	3.9	7	4.0	7	4.1	7	3.6	8
Municipal/Borough Law Enforcement Officer	4.3	9	4.3	8	4.3	8	4.0	8	4.1	9
Village Public Safety Officer (VPSO)	--	0	--	0	--	0	--	0	--	0
Probation/Parole Officer	4.1	7	4.4	7	4.3	7	4.3	7	4.3	7
Other	5.0	1	5.0	1	5.0	1	5.0	1	5.0	1
Years Experience										
No Response	--	0	--	0	--	0	--	0	--	0
5 Years or fewer	4.7	3	5.0	3	4.3	3	4.7	3	4.7	3
6 to 10 years	4.0	4	4.3	3	4.0	4	4.3	3	4.3	4
11 to 15 years	3.9	7	3.8	6	4.2	5	4.0	6	3.6	7
16 to 20 years	4.7	3	4.7	3	4.7	3	4.7	3	4.7	3
21 years or more	3.9	8	4.0	8	4.1	8	3.9	8	3.9	8
Gender										
No Response	--	0	--	0	--	0	--	0	--	0
Male	4.0	21	4.1	19	4.1	19	4.1	19	3.9	21
Female	4.8	4	4.8	4	4.8	4	4.8	4	4.8	4
Location of Practice										
No Response	--	0	--	0	--	0	--	0	--	0
First District	--	0	--	0	--	0	--	0	--	0
Second District	--	0	--	0	--	0	--	0	--	0
Third District	4.1	25	4.2	23	4.2	23	4.2	23	4.0	25
Fourth District	--	0	--	0	--	0	--	0	--	0
Outside of Alaska	--	0	--	0	--	0	--	0	--	0
Community Population										
No Response	--	0	--	0	--	0	--	0	--	0
Under 2,000	--	0	--	0	--	0	--	0	--	0
Between 2,000 and 35,000	5.0	1	5.0	1	5.0	1	5.0	1	5.0	1
Over 35,000	4.0	24	4.2	22	4.2	22	4.1	22	4.0	24

Note: Ratings for only those respondents who reported direct professional experience with the judge.

35. SUPERIOR COURT JUDGE PETER A. MICHALSKI

C. Social Workers, Guardians ad Litem, and CASA Volunteers

Demographic Description (N=20)

		N	%
Type of Work			
	No Response	2	10.0%
	Social Worker	7	35.0%
	Guardian ad Litem	4	20.0%
	CASA Volunteer	7	35.0%
	Other	--	0.0%
Length of Alaska Experience			
	No Response	2	10.0%
	5 Years or fewer	5	25.0%
	6 to 10 years	7	35.0%
	11 to 15 years	2	10.0%
	16 to 20 years	4	20.0%
	21 years or more	--	0.0%
Gender			
	No Response	2	10.0%
	Male	2	10.0%
	Female	16	80.0%
Location of Practice			
	No Response	2	10.0%
	First District	--	0.0%
	Second District	--	0.0%
	Third District	18	90.0%
	Fourth District	--	0.0%
	Outside of Alaska	--	0.0%
Community Population			
	No Response	2	10.0%
	Under 2,000	--	0.0%
	Between 2,000 and 35,000	--	0.0%
	Over 35,000	18	90.0%

**Evaluation of Judge Peter A. Michalski
Social Workers, Guardians Ad Litem, and CASA volunteers**

Summary of Findings

Judge Peter A. Michalski was evaluated by 19 Social Workers, Guardians ad Litem and CASA volunteers who reported having direct professional experience with the judge. The mean score on *overall evaluation* was 4.4. The highest mean score was obtained on *integrity* (4.6) and the lowest score was obtained on *judicial temperament* (4.3). Details are present in the two tables that follow.

	Poor		Deficient		Accept		Good		Excellent		Mean
	N	%	N	%	N	%	N	%	N	%	
Impartiality/Fairness	--	0.0%	--	0.0%	3	15.7%	5	26.3%	11	57.8%	4.4
Integrity	--	0.0%	--	0.0%	3	16.6%	2	11.1%	13	72.2%	4.6
Judicial Temperament	--	0.0%	1	5.2%	2	10.5%	7	36.8%	9	47.3%	4.3
Diligence	--	0.0%	--	0.0%	4	21.0%	4	21.0%	11	57.8%	4.4
Overall Rating	--	0.0%	--	0.0%	3	15.7%	5	26.3%	11	57.8%	4.4

Note: Ratings for only those respondents who reported direct professional experience with the judge.

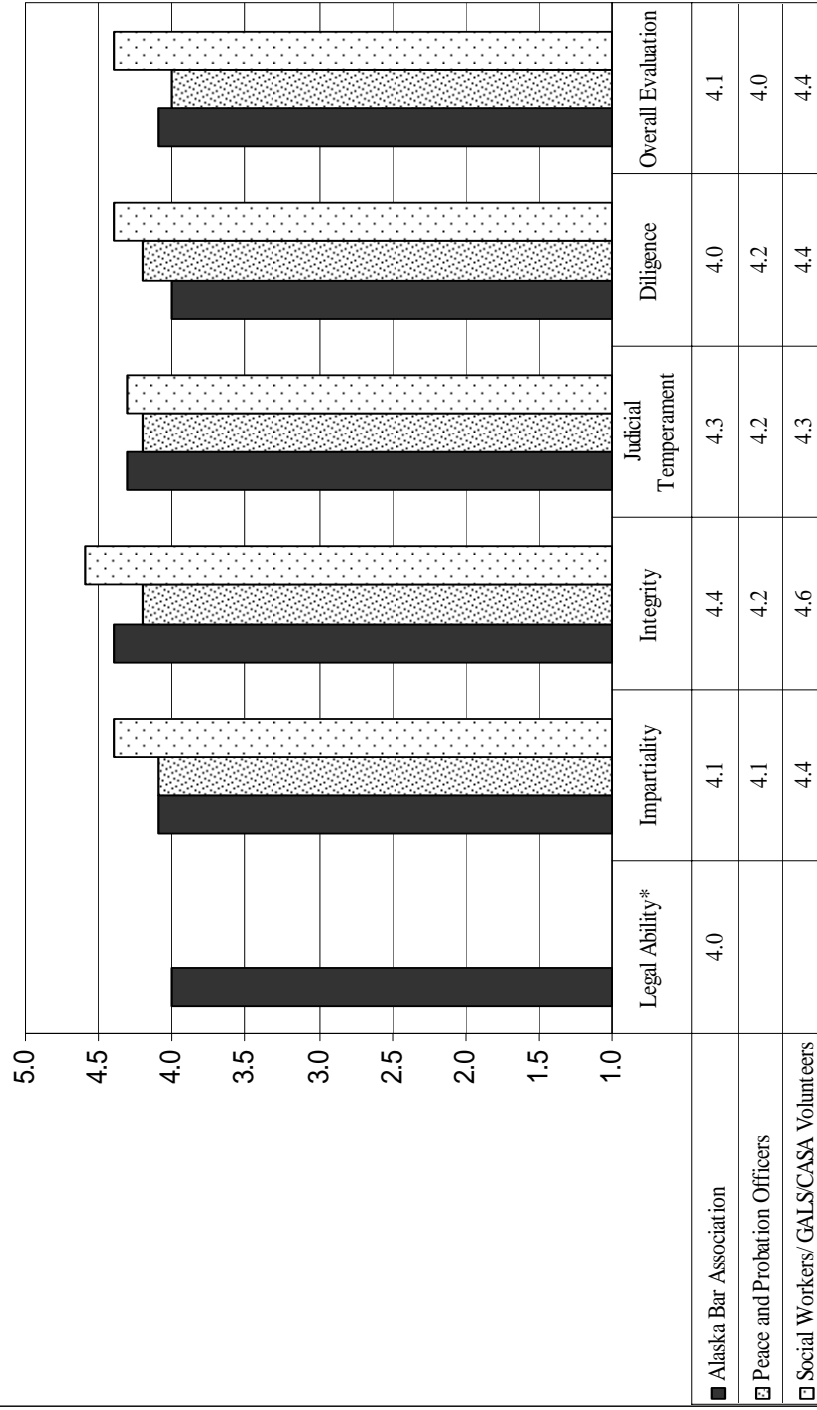
**Judge Peter A. Michalski: Detail Information on Responses
Social Workers, Guardians Ad Litem, and CASA volunteers**

	Impartiality/ Fairness		Integrity		Judicial Temperament		Diligence		Overall Rating	
	Mean	N	Mean	N	Mean	N	Mean	N	Mean	N
Basis for Evaluation of Judge										
No Response	5.0	2	5.0	2	5.0	2	5.0	2	5.0	2
Direct Professional	4.4	19	4.6	18	4.3	19	4.4	19	4.4	19
Professional Reputation	2.0	1	--	0	--	0	2.0	1	--	0
Other Personal Contacts	--	0	--	0	--	0	--	0	--	0
Type of Work										
No Response	5.0	2	5.0	2	5.0	2	5.0	2	5.0	2
Social Worker	4.1	7	4.1	7	3.9	7	3.9	7	4.0	7
Guardian ad Litem	4.3	4	4.5	4	4.0	4	4.3	4	4.5	4
CASA Volunteer	4.7	6	5.0	5	4.7	6	4.8	6	4.7	6
Other	--	0	--	0	--	0	--	0	--	0
Years Experience										
No Response	5.0	2	5.0	2	5.0	2	5.0	2	5.0	2
5 Years or fewer	4.3	4	4.5	4	4.3	4	4.0	4	4.0	4
6 to 10 years	4.4	7	4.4	7	4.3	7	4.4	7	4.4	7
11 to 15 years	4.5	2	5.0	1	4.0	2	4.5	2	4.5	2
16 to 20 years	4.3	4	4.5	4	4.0	4	4.3	4	4.5	4
21 years or more	--	0	--	0	--	0	--	0	--	0
Gender										
No Response	5.0	2	5.0	2	5.0	2	5.0	2	5.0	2
Male	4.0	2	4.0	2	4.0	2	4.0	2	4.0	2
Female	4.4	15	4.6	14	4.2	15	4.3	15	4.4	15
Location of Practice										
No Response	5.0	2	5.0	2	5.0	2	5.0	2	5.0	2
First District	--	0	--	0	--	0	--	0	--	0
Second District	--	0	--	0	--	0	--	0	--	0
Third District	4.4	17	4.5	16	4.2	17	4.3	17	4.4	17
Fourth District	--	0	--	0	--	0	--	0	--	0
Outside of Alaska	--	0	--	0	--	0	--	0	--	0
Community Population										
No Response	5.0	2	5.0	2	5.0	2	5.0	2	5.0	2
Under 2,000	--	0	--	0	--	0	--	0	--	0
Between 2,000 and 35,000	--	0	--	0	--	0	--	0	--	0
Over 35,000	4.4	17	4.5	16	4.2	17	4.3	17	4.4	17

Note: Ratings for only those respondents who reported direct professional experience with the judge.

Superior Court Judge Peter A. Michalski

Average Ratings from All Groups Surveyed



*Legal Ability items are only completed by Alaska Bar Association members.

36. SUPERIOR COURT JUDGE WILLIAM F. MORSE

A. Alaska Bar Association

Demographic Description (N=442)

	N	%
Type of Practice		
No Response	7	1.5%
Private, Solo	104	23.5%
Private, 2-5 Attorneys	93	21.0%
Private, 6+ Attorneys	86	19.4%
Private, Corporate Employee	10	2.2%
State Judge or Judicial Officer	27	6.1%
Government	101	22.8%
Public Service Agency or Organization (not govt)	10	2.2%
Other	4	0.9%
Length of Alaska Practice		
No Response	7	1.5%
5 Years or fewer	43	9.7%
6 to 10 years	40	9.0%
11 to 15 years	57	12.8%
16 to 20 years	66	14.9%
21 years or more	229	51.8%
Gender		
No Response	7	1.5%
Male	310	70.1%
Female	125	28.2%
Cases Handled		
No Response	6	1.3%
Prosecution	20	4.5%
Mainly Criminal	27	6.1%
Mixed Criminal & Civil	92	20.8%
Mainly Civil	286	64.7%
Other	11	2.4%
Location of Practice		
No Response	6	1.3%
First District	20	4.5%
Second District	2	0.4%
Third District	407	92.0%
Fourth District	6	1.3%
Outside of Alaska	1	0.2%

**Evaluation of Judge William F. Morse:
Alaska Bar Association Members**

Summary of Findings

Judge William F. Morse was evaluated by 371 Alaska Bar Association members who reported having direct professional experience with the judge. The mean score on *overall evaluation* was 3.5. The highest mean score was obtained on *integrity* (4.0) and the lowest score was obtained on *judicial temperament* (3.2). Details are present in the two tables that follow.

	Poor		Deficient		Accept		Good		Excellent		Mean
	N	%	N	%	N	%	N	%	N	%	
Legal Ability	13	3.5%	39	10.5%	76	20.4%	138	37.1%	105	28.3%	3.8
Impartiality/Fairness	32	8.6%	53	14.3%	78	21.0%	109	29.4%	98	26.4%	3.5
Integrity	10	2.7%	18	5.0%	75	20.8%	102	28.4%	154	42.8%	4.0
Judicial Temperament	55	14.8%	53	14.3%	93	25.1%	86	23.2%	83	22.4%	3.2
Diligence	17	4.6%	21	5.8%	84	23.2%	122	33.7%	118	32.5%	3.8
Overall Rating	28	7.6%	54	14.7%	72	19.7%	116	31.7%	95	26.0%	3.5

Note: Ratings for only those respondents who reported direct professional experience with the judge.

**Judge William F. Morse: Detailed Information Responses
Alaska Bar Association Members**

	Legal Ability		Impartiality/ Fairness		Integrity		Judicial Temperament		Diligence		Overall Rating	
	Mean	N	Mean	N	Mean	N	Mean	N	Mean	N	Mean	N
Basis for Evaluation of Judge												
No Response	3.3	9	3.0	9	3.6	9	2.9	9	3.4	9	3.2	9
Direct Professional	3.8	371	3.5	370	4.0	359	3.2	370	3.8	362	3.5	365
Professional Reputation	3.8	53	3.5	55	3.9	52	3.5	53	3.9	45	3.6	54
Other Personal Contacts	4.4	12	4.2	12	4.4	12	4.0	12	4.3	12	4.3	12
Type of Practice												
No Response	4.1	7	4.1	7	4.1	7	3.6	7	4.1	7	4.1	7
Private, Solo	3.8	94	3.6	94	4.2	89	3.4	94	3.9	92	3.7	93
Private, 2-5 Attorneys	3.6	86	3.4	86	3.9	84	3.1	86	3.6	85	3.4	85
Private, 6+ Attorneys	3.7	73	3.5	74	4.1	72	3.3	74	3.9	73	3.5	73
Private, Corporate Employee	3.7	7	3.4	7	4.2	6	3.6	7	4.0	7	3.4	7
State Judge or Judicial Officer	4.5	21	4.4	21	4.7	21	3.9	21	4.6	20	4.4	20
Government	3.8	74	3.2	72	3.8	72	2.9	72	3.7	70	3.3	71
Public Service Agency or Organization (not govt)	4.1	7	4.0	7	4.2	6	3.4	7	4.2	6	4.0	7
Other	4.5	2	4.5	2	4.0	2	3.0	2	4.5	2	4.0	2
Years Experience												
No Response	4.4	7	4.1	7	4.1	7	3.4	7	4.1	7	4.1	7
5 Years or fewer	3.9	35	3.5	36	3.8	34	3.0	36	3.9	33	3.5	35
6 to 10 years	3.8	32	3.3	32	3.7	32	3.1	32	3.7	31	3.4	30
11 to 15 years	3.8	50	3.5	50	4.0	48	3.1	49	3.8	50	3.6	49
16 to 20 years	3.5	54	3.4	53	3.8	51	3.1	54	3.6	53	3.3	54
21 years or more	3.8	193	3.6	192	4.2	187	3.4	192	3.9	188	3.6	190
Gender												
No Response	4.6	7	4.4	7	4.4	7	3.9	7	4.4	7	4.4	7
Male	3.7	266	3.5	265	4.1	259	3.3	265	3.8	259	3.5	261
Female	3.9	98	3.4	98	3.9	93	3.1	98	3.9	96	3.5	97
Majority of Practice Consists of												
No Response	4.5	6	4.3	6	4.3	6	3.7	6	4.3	6	4.3	6
Prosecution	3.1	15	2.3	14	2.9	15	1.9	15	3.0	12	2.4	15
Mainly Criminal	4.1	13	3.9	14	4.1	13	3.6	14	4.0	14	3.7	14
Mixed Criminal & Civil	3.9	77	3.6	77	4.1	76	3.4	77	3.9	76	3.7	76
Mainly Civil	3.7	253	3.5	253	4.1	242	3.2	252	3.8	247	3.5	248
Other	4.9	7	4.5	6	4.7	7	4.3	6	4.7	7	4.5	6
Location of Practice												
No Response	4.5	6	4.3	6	4.3	6	3.7	6	4.3	6	4.3	6
First District	3.8	11	3.7	10	4.2	10	3.8	11	3.6	10	3.6	11
Second District	--	0	--	0	--	0	--	0	--	0	--	0
Third District	3.7	349	3.5	350	4.0	338	3.2	349	3.8	342	3.5	344
Fourth District	4.0	4	3.3	3	4.0	4	2.7	3	4.3	4	3.7	3
Outside of Alaska	5.0	1	5.0	1	5.0	1	5.0	1	--	0	5.0	1

36. SUPERIOR COURT JUDGE WILLIAM F. MORSE

B. Peace and Probation Officers

Demographic Description (N=6)

	N	%
Type of Work		
No Response	--	0.0%
State Law Enforcement Officer	2	33.3%
Municipal/Borough Law Enforcement Officer	1	16.6%
Village Public Safety Officer (VPSO)	--	0.0%
Probation/Parole Officer	2	33.3%
Other	1	16.6%
Length of Alaska Experience		
No Response	--	0.0%
5 Years or fewer	1	16.6%
6 to 10 years	2	33.3%
11 to 15 years	1	16.6%
16 to 20 years	1	16.6%
21 years or more	1	16.6%
Gender		
No Response	--	0.0%
Male	2	33.3%
Female	4	66.6%
Location of Practice		
No Response	--	0.0%
First District	--	0.0%
Second District	--	0.0%
Third District	6	100.0%
Fourth District	--	0.0%
Outside of Alaska	--	0.0%
Community Population		
No Response	--	0.0%
Under 2,000	--	0.0%
Between 2,000 and 35,000	1	16.6%
Over 35,000	5	83.3%

**Evaluation of Judge William F. Morse
Peace and Probation Officers**

Summary of Findings

Judge William F. Morse was evaluated by three Peace and Probation Officers who reported having direct professional experience with the judge. The mean score on *overall evaluation* was 4.7. This judge obtained ratings of 4.7 in all areas. Details are present in the two tables that follow

	Poor		Deficient		Accept		Good		Excellent		Mean
	N	%	N	%	N	%	N	%	N	%	
Impartiality/Fairness	--	0.0%	--	0.0%	--	0.0%	1	33.3%	2	66.6%	4.7
Integrity	--	0.0%	--	0.0%	--	0.0%	1	33.3%	2	66.6%	4.7
Judicial Temperament	--	0.0%	--	0.0%	--	0.0%	1	33.3%	2	66.6%	4.7
Diligence	--	0.0%	--	0.0%	--	0.0%	1	33.3%	2	66.6%	4.7
Overall Rating	--	0.0%	--	0.0%	--	0.0%	1	33.3%	2	66.6%	4.7

Note: Ratings for only those respondents who reported direct professional experience with the judge.

Judge William F. Morse: Detailed Information on Responses Peace and Probation Officers

	Impartiality/ Fairness		Integrity		Judicial Temperament		Diligence		Overall Rating	
	Mean	N	Mean	N	Mean	N	Mean	N	Mean	N
Basis for Evaluation of Judge										
No Response	5.0	1	5.0	1	5.0	1	5.0	1	5.0	1
Direct Professional	4.7	3	4.7	3	4.7	3	4.7	3	4.7	3
Professional Reputation	3.0	3	3.0	3	3.0	3	3.0	3	3.0	3
Other Personal Contacts	--	0	--	0	--	0	--	0	--	0
Type of Work										
No Response	--	0	--	0	--	0	--	0	--	0
State Law Enforcement Officer	4.0	1	4.0	1	4.0	1	4.0	1	4.0	1
Municipal/Borough Law Enforcement Officer	--	0	--	0	--	0	--	0	--	0
Village Public Safety Officer (VPSO)	--	0	--	0	--	0	--	0	--	0
Probation/Parole Officer	5.0	1	5.0	1	5.0	1	5.0	1	5.0	1
Other	5.0	1	5.0	1	5.0	1	5.0	1	5.0	1
Years Experience										
No Response	--	0	--	0	--	0	--	0	--	0
5 Years or fewer	5.0	1	5.0	1	5.0	1	5.0	1	5.0	1
6 to 10 years	4.0	1	4.0	1	4.0	1	4.0	1	4.0	1
11 to 15 years	--	0	--	0	--	0	--	0	--	0
16 to 20 years	5.0	1	5.0	1	5.0	1	5.0	1	5.0	1
21 years or more	--	0	--	0	--	0	--	0	--	0
Gender										
No Response	--	0	--	0	--	0	--	0	--	0
Male	4.0	1	4.0	1	4.0	1	4.0	1	4.0	1
Female	5.0	2	5.0	2	5.0	2	5.0	2	5.0	2
Location of Practice										
No Response	--	0	--	0	--	0	--	0	--	0
First District	--	0	--	0	--	0	--	0	--	0
Second District	--	0	--	0	--	0	--	0	--	0
Third District	4.7	3	4.7	3	4.7	3	4.7	3	4.7	3
Fourth District	--	0	--	0	--	0	--	0	--	0
Outside of Alaska	--	0	--	0	--	0	--	0	--	0
Community Population										
No Response	--	0	--	0	--	0	--	0	--	0
Under 2,000	--	0	--	0	--	0	--	0	--	0
Between 2,000 and 35,000	5.0	1	5.0	1	5.0	1	5.0	1	5.0	1
Over 35,000	4.5	2	4.5	2	4.5	2	4.5	2	4.5	2

Note: Ratings for only those respondents who reported direct professional experience with the judge.

36. SUPERIOR COURT JUDGE WILLIAM F. MORSE

C. Social Workers, Guardians ad Litem, and CASA Volunteers

Demographic Description (N=12)

		N	%
Type of Work			
	No Response	--	0.0%
	Social Worker	9	75.0%
	Guardian ad Litem	3	25.0%
	CASA Volunteer	--	0.0%
	Other	--	0.0%
Length of Alaska Experience			
	No Response	--	0.0%
	5 Years or fewer	4	33.3%
	6 to 10 years	5	41.6%
	11 to 15 years	--	0.0%
	16 to 20 years	3	25.0%
	21 years or more	--	0.0%
Gender			
	No Response	--	0.0%
	Male	1	8.3%
	Female	11	91.6%
Location of Practice			
	No Response	--	0.0%
	First District	--	0.0%
	Second District	--	0.0%
	Third District	12	100.0%
	Fourth District	--	0.0%
	Outside of Alaska	--	0.0%
Community Population			
	No Response	--	0.0%
	Under 2,000	--	0.0%
	Between 2,000 and 35,000	--	0.0%
	Over 35,000	12	100.0%

**Evaluation of Judge William F. Morse
Social Workers, Guardians Ad Litem, and CASA Volunteers**

Summary of Findings

Judge William F. Morse was evaluated by 12 Social Workers, Guardians Ad Litem, and CASA volunteers who reported having direct professional experience with the judge. The mean score on *overall evaluation* was 3.9. The highest mean score was obtained on *diligence* (4.1) and the lowest score was obtained on *judicial temperament* (3.4). Details are present in the two tables that follow.

	Poor		Deficient		Accept		Good		Excellent		Mean
	N	%	N	%	N	%	N	%	N	%	
Impartiality/Fairness	--	0.0%	2	16.6%	2	16.6%	5	41.6%	3	25.0%	3.8
Integrity	--	0.0%	1	8.3%	2	16.6%	5	41.6%	4	33.3%	4.0
Judicial Temperament	--	0.0%	1	8.3%	6	50.0%	4	33.3%	1	8.3%	3.4
Diligence	--	0.0%	1	8.3%	2	16.6%	4	33.3%	5	41.6%	4.1
Overall Rating	--	0.0%	1	8.3%	3	25.0%	4	33.3%	4	33.3%	3.9

Note: Ratings for only those respondents who reported direct professional experience with the judge.

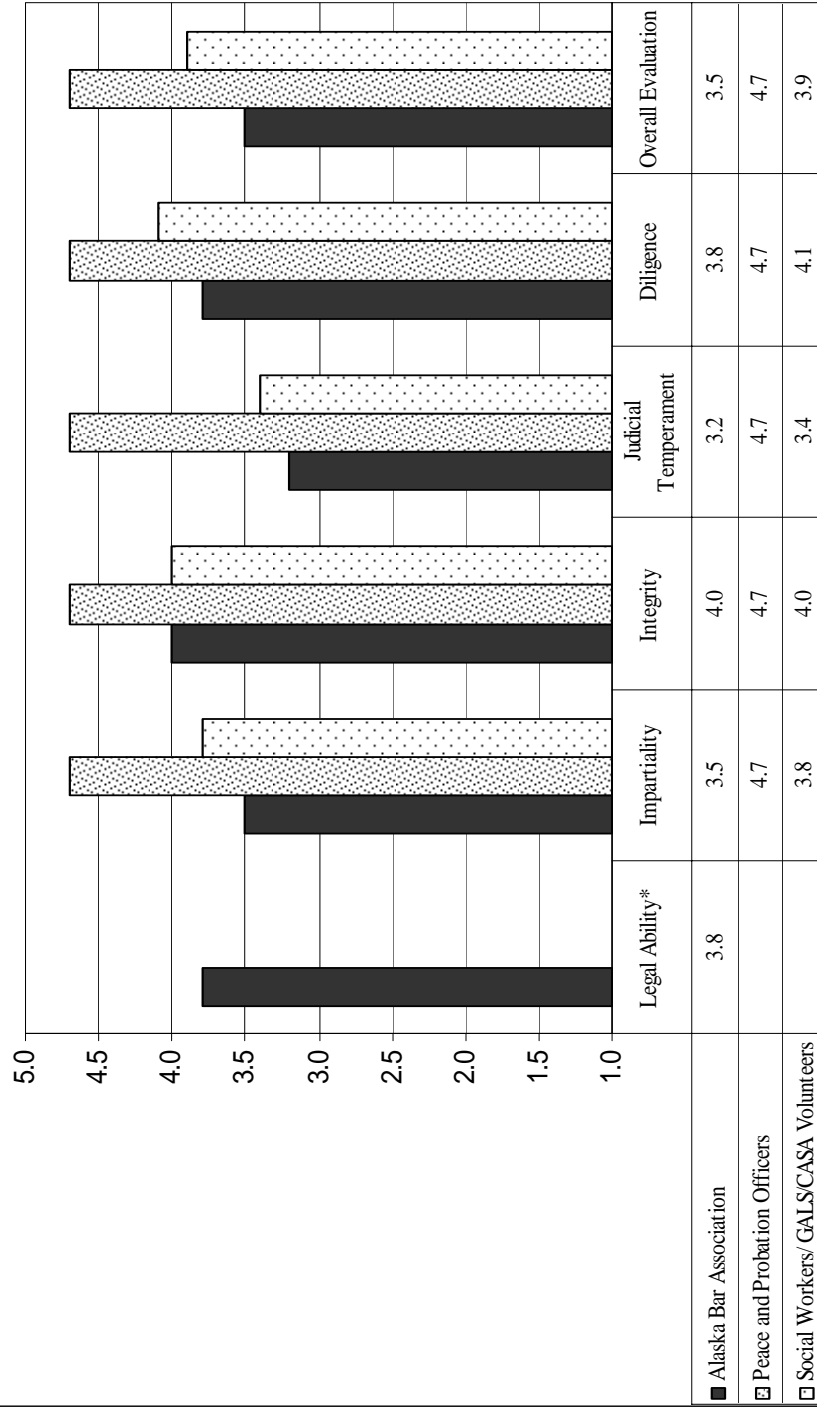
**Judge William F. Morse: Detail Information on Responses
Social Workers, Guardians Ad Litem, and CASA Volunteers**

	Impartiality/ Fairness		Integrity		Judicial Temperament		Diligence		Overall Rating	
	Mean	N	Mean	N	Mean	N	Mean	N	Mean	N
Basis for Evaluation of Judge										
No Response	4.0	1	5.0	1	3.0	1	5.0	1	5.0	1
Direct Professional	3.8	12	4.0	12	3.4	12	4.1	12	3.9	12
Professional Reputation	--	0	--	0	--	0	--	0	--	0
Other Personal Contacts	--	0	--	0	--	0	--	0	--	0
Type of Work										
No Response	--	0	--	0	--	0	--	0	--	0
Social Worker	3.6	9	3.7	9	3.4	9	3.8	9	3.7	9
Guardian ad Litem	4.3	3	5.0	3	3.3	3	5.0	3	4.7	3
CASA Volunteer	--	0	--	0	--	0	--	0	--	0
Other	--	0	--	0	--	0	--	0	--	0
Years Experience										
No Response	--	0	--	0	--	0	--	0	--	0
5 Years or fewer	4.0	4	3.8	4	3.5	4	4.0	4	4.0	4
6 to 10 years	3.2	5	3.6	5	3.4	5	3.6	5	3.4	5
11 to 15 years	--	0	--	0	--	0	--	0	--	0
16 to 20 years	4.3	3	5.0	3	3.3	3	5.0	3	4.7	3
21 years or more	--	0	--	0	--	0	--	0	--	0
Gender										
No Response	--	0	--	0	--	0	--	0	--	0
Male	3.0	1	3.0	1	3.0	1	3.0	1	3.0	1
Female	3.8	11	4.1	11	3.5	11	4.2	11	4.0	11
Location of Practice										
No Response	--	0	--	0	--	0	--	0	--	0
First District	--	0	--	0	--	0	--	0	--	0
Second District	--	0	--	0	--	0	--	0	--	0
Third District	3.8	12	4.0	12	3.4	12	4.1	12	3.9	12
Fourth District	--	0	--	0	--	0	--	0	--	0
Outside of Alaska	--	0	--	0	--	0	--	0	--	0
Community Population										
No Response	--	0	--	0	--	0	--	0	--	0
Under 2,000	--	0	--	0	--	0	--	0	--	0
Between 2,000 and 35,000	--	0	--	0	--	0	--	0	--	0
Over 35,000	3.8	12	4.0	12	3.4	12	4.1	12	3.9	12

Note: Ratings for only those respondents who reported direct professional experience with the judge.

Superior Court Judge William F. Morse

Average Ratings from All Groups Surveyed



*Legal Ability items are only completed by Alaska Bar Association members.

37. SUPERIOR COURT JUDGE RANDY M. OLSEN

A. Alaska Bar Association

Demographic Description (N=197)

		N	%
Type of Practice			
	No Response	3	1.5%
	Private, Solo	39	19.7%
	Private, 2-5 Attorneys	38	19.2%
	Private, 6+ Attorneys	28	14.2%
	Private, Corporate Employee	2	1.0%
	State Judge or Judicial Officer	22	11.1%
	Government	52	26.3%
	Public Service Agency or Organization (not govt)	5	2.5%
	Other	8	4.0%
Length of Alaska Practice			
	No Response	3	1.5%
	5 Years or fewer	21	10.6%
	6 to 10 years	6	3.0%
	11 to 15 years	17	8.6%
	16 to 20 years	28	14.2%
	21 years or more	122	61.9%
Gender			
	No Response	4	2.0%
	Male	141	71.5%
	Female	52	26.3%
Cases Handled			
	No Response	3	1.5%
	Prosecution	10	5.0%
	Mainly Criminal	11	5.5%
	Mixed Criminal & Civil	50	25.3%
	Mainly Civil	112	56.8%
	Other	11	5.5%
Location of Practice			
	No Response	3	1.5%
	First District	14	7.1%
	Second District	4	2.0%
	Third District	82	41.6%
	Fourth District	92	46.7%
	Outside of Alaska	2	1.0%

**Evaluation of Judge Randy M. Olsen:
Alaska Bar Association Members**

Summary of Findings

Judge Randy M. Olsen was evaluated by 169 Alaska Bar Association members who reported having direct professional experience with the judge. The mean score on *overall evaluation* was 4.1. The highest mean score was obtained on *integrity* (4.4) and the lowest score was obtained on *legal ability* (3.8). Details are present in the two tables that follow.

	Poor		Deficient		Accept		Good		Excellent		Mean
	N	%	N	%	N	%	N	%	N	%	
Legal Ability	3	1.7%	20	11.8%	31	18.3%	62	36.6%	53	31.3%	3.8
Impartiality/Fairness	4	2.3%	9	5.3%	26	15.3%	45	26.6%	85	50.2%	4.2
Integrity	3	1.7%	2	1.1%	23	13.6%	37	22.0%	103	61.3%	4.4
Judicial Temperament	1	5%	8	4.7%	23	13.7%	44	26.3%	91	54.4%	4.3
Diligence	4	2.4%	10	6.0%	24	14.4%	51	30.7%	77	46.3%	4.1
Overall Rating	2	1.1%	17	10.0%	26	15.3%	49	28.9%	75	44.3%	4.1

Note: Ratings for only those respondents who reported direct professional experience with the judge.

**Judge Randy M. Olsen: Detailed Information Responses
Alaska Bar Association Members**

	Legal Ability		Impartiality/ Fairness		Integrity		Judicial Temperament		Diligence		Overall Rating	
	Mean	N	Mean	N	Mean	N	Mean	N	Mean	N	Mean	N
	Basis for Evaluation of Judge											
No Response	3.7	3	4.0	3	4.0	3	4.0	3	4.0	3	3.7	3
Direct Professional	3.8	169	4.2	169	4.4	168	4.3	167	4.1	166	4.1	169
Professional Reputation	4.1	17	4.3	18	4.4	18	4.4	17	4.2	17	4.3	18
Other Personal Contacts	4.0	8	4.6	9	4.6	9	4.4	9	4.1	7	4.1	8
Type of Practice												
No Response	2.3	3	2.7	3	3.3	3	3.7	3	3.3	3	2.0	3
Private, Solo	3.9	34	4.2	34	4.5	34	4.4	34	4.3	34	4.0	34
Private, 2-5 Attorneys	4.0	37	4.3	37	4.6	36	4.4	37	4.2	37	4.2	37
Private, 6+ Attorneys	4.0	24	4.2	24	4.2	24	4.4	24	4.2	24	4.2	24
Private, Corporate Employee	5.0	2	5.0	2	5.0	2	5.0	2	5.0	2	5.0	2
State Judge or Judicial Officer	4.2	19	4.6	19	4.8	19	4.5	19	4.5	19	4.5	19
Government	3.5	39	4.0	39	4.2	39	4.0	38	3.8	37	3.8	39
Public Service Agency or Organization (not govt)	2.8	5	3.8	5	4.0	5	3.8	4	3.3	4	3.2	5
Other	4.2	6	4.0	6	4.3	6	4.2	6	4.3	6	4.5	6
Years Experience												
No Response	2.3	3	3.0	3	3.3	3	3.3	3	3.0	3	2.0	3
5 Years or fewer	3.6	18	3.9	18	4.4	18	4.4	18	4.2	17	4.0	18
6 to 10 years	3.8	6	4.3	6	4.8	6	4.7	6	4.5	6	4.2	6
11 to 15 years	3.1	15	3.4	15	3.5	15	3.8	15	3.5	15	3.3	15
16 to 20 years	3.6	27	4.0	27	4.3	27	4.1	26	4.0	26	3.8	27
21 years or more	4.1	100	4.4	100	4.6	99	4.4	99	4.3	99	4.3	100
Gender												
No Response	2.5	4	2.3	4	2.8	4	4.0	4	3.5	4	2.0	4
Male	3.9	124	4.3	124	4.6	123	4.4	122	4.3	122	4.2	124
Female	3.7	41	3.8	41	4.0	41	4.0	41	3.8	40	3.8	41
Majority of Practice Consists of												
No Response	2.3	3	3.3	3	3.3	3	3.3	3	3.3	3	2.0	3
Prosecution	3.1	10	3.8	10	4.3	10	4.3	10	3.8	10	3.7	10
Mainly Criminal	3.2	9	3.2	9	3.7	9	3.3	9	3.4	9	3.3	9
Mixed Criminal & Civil	3.8	44	4.2	44	4.4	44	4.3	44	4.0	43	4.0	44
Mainly Civil	4.0	97	4.3	97	4.5	96	4.4	95	4.3	95	4.2	97
Other	4.0	6	4.5	6	4.7	6	4.3	6	4.3	6	4.5	6
Location of Practice												
No Response	2.3	3	2.7	3	3.3	3	3.7	3	3.3	3	2.0	3
First District	4.4	9	4.9	9	4.9	9	4.8	9	4.6	9	4.6	9
Second District	4.5	2	4.5	2	4.5	2	5.0	2	4.5	2	4.5	2
Third District	4.2	65	4.3	65	4.5	64	4.5	64	4.3	64	4.4	65
Fourth District	3.5	89	4.0	89	4.3	89	4.1	88	4.0	87	3.8	89
Outside of Alaska	2.0	1	2.0	1	4.0	1	4.0	1	3.0	1	3.0	1

Note: Ratings for only those respondents who reported direct professional experience with the judge.

37. SUPERIOR COURT JUDGE RANDY M. OLSEN

B. Peace and Probation Officers

Demographic Description (N=32)

		N	%
Type of Work			
	No Response	--	0
	State Law Enforcement Officer	13	40.6%
	Municipal/Borough Law Enforcement Officer	5	15.6%
	Village Public Safety Officer (VPSO)	--	0
	Probation/Parole Officer	12	37.5%
	Other	2	6.2%
Length of Alaska Experience			
	No Response	--	0
	5 Years or fewer	14	43.7%
	6 to 10 years	5	15.6%
	11 to 15 years	6	18.7%
	16 to 20 years	2	6.2%
	21 years or more	5	15.6%
Gender			
	No Response	--	0
	Male	21	65.6%
	Female	11	34.3%
Location of Practice			
	No Response	--	0
	First District	--	0
	Second District	1	3.1%
	Third District	--	0
	Fourth District	31	96.8%
	Outside of Alaska	--	0
Community Population			
	No Response	--	0
	Under 2,000	--	0
	Between 2,000 and 35,000	6	18.7%
	Over 35,000	26	81.2%

**Evaluation of Judge Randy M. Olsen
Peace and Probation Officers**

Summary of Findings

Judge Randy M. Olsen was evaluated by 25 Peace and Probation Officers who reported having direct professional experience with the judge. The mean score on *overall evaluation* was 3.5. The highest mean score was obtained on *judicial temperament* (3.9) and lowest score was obtained on *diligence* (3.5). Details are present in the two tables that follow.

	Poor		Deficient		Accept		Good		Excellent		Mean
	N	%	N	%	N	%	N	%	N	%	
Impartiality/Fairness	2	8.0%	1	4.0%	8	32.0%	8	32.0%	6	24.0%	3.6
Integrity	2	8.3%	--	0	6	25.0%	9	37.5%	7	29.1%	3.8
Judicial Temperament	1	4.1%	--	0	7	29.1%	8	33.3%	8	33.3%	3.9
Diligence	1	4.3%	3	13.0%	8	34.7%	5	21.7%	6	26.0%	3.5
Overall Rating	3	12.0%	--	0	8	32.0%	10	40.0%	4	16.0%	3.5

Note: Ratings for only those respondents who reported direct professional experience with the judge.

**Judge Randy M. Olsen: Detailed Information on Responses
Peace and Probation Officers**

	Impartiality/ Fairness		Integrity		Judicial Temperament		Diligence		Overall Rating	
	Mean	N	Mean	N	Mean	N	Mean	N	Mean	N
Basis for Evaluation of Judge										
No Response	4.0	1	4.0	1	4.0	1	4.0	1	4.0	1
Direct Professional	3.6	25	3.8	24	3.9	24	3.5	23	3.5	25
Professional Reputation	4.0	5	4.2	5	4.0	3	4.2	5	4.2	5
Other Personal Contacts	5.0	1	5.0	1	5.0	1	5.0	1	5.0	1
Type of Work										
No Response	--	0	--	0	--	0	--	0	--	0
State Law Enforcement Officer	3.7	9	3.8	8	4.0	8	3.7	7	3.3	9
Municipal/Borough Law Enforcement Officer	2.7	3	3.0	3	3.0	3	3.0	3	2.7	3
Village Public Safety Officer (VPSO)	--	0	--	0	--	0	--	0	--	0
Probation/Parole Officer	3.5	11	3.8	11	3.9	11	3.5	11	3.6	11
Other	5.0	2	5.0	2	5.0	2	4.0	2	4.5	2
Years Experience										
No Response	--	0	--	0	--	0	--	0	--	0
5 Years or fewer	3.6	9	3.9	9	4.3	8	3.6	8	3.7	9
6 to 10 years	3.8	5	3.5	4	4.0	5	4.0	5	3.8	5
11 to 15 years	3.2	6	3.7	6	3.5	6	2.8	6	2.7	6
16 to 20 years	4.5	2	4.5	2	4.0	2	4.0	2	4.0	2
21 years or more	3.7	3	3.7	3	3.7	3	3.5	2	3.7	3
Gender										
No Response	--	0	--	0	--	0	--	0	--	0
Male	3.8	16	3.9	15	4.1	15	3.7	14	3.6	16
Female	3.3	9	3.6	9	3.7	9	3.2	9	3.3	9
Location of Practice										
No Response	--	0	--	0	--	0	--	0	--	0
First District	--	0	--	0	--	0	--	0	--	0
Second District	4.0	1	4.0	1	4.0	1	4.0	1	4.0	1
Third District	--	0	--	0	--	0	--	0	--	0
Fourth District	3.6	24	3.8	23	3.9	23	3.5	22	3.5	24
Outside of Alaska	--	0	--	0	--	0	--	0	--	0
Community Population										
No Response	--	0	--	0	--	0	--	0	--	0
Under 2,000	--	0	--	0	--	0	--	0	--	0
Between 2,000 and 35,000	3.3	4	3.3	4	4.3	3	4.3	3	3.3	4
Over 35,000	3.7	21	3.9	20	3.9	21	3.4	20	3.5	21

Note: Ratings for only those respondents who reported direct professional experience with the judge.

37. SUPERIOR COURT JUDGE RANDY M. OLSEN

C. Social Workers, Guardians ad Litem, and CASA Volunteers

Demographic Description (N=9)

		N	%
Type of Work			
	No Response	--	0
	Social Worker	8	88.8%
	Guardian ad Litem	--	0
	CASA Volunteer	1	11.1%
	Other	--	0
Length of Alaska Experience			
	No Response	--	0
	5 Years or fewer	1	11.1%
	6 to 10 years	5	55.5%
	11 to 15 years	2	22.2%
	16 to 20 years	1	11.1%
	21 years or more	--	0
Gender			
	No Response	--	0
	Male	2	22.2%
	Female	7	77.7%
Location of Practice			
	No Response	--	0
	First District	--	0
	Second District	--	0
	Third District	--	0
	Fourth District	9	100.0%
	Outside of Alaska	--	0
Community Population			
	No Response	--	0
	Under 2,000	--	0
	Between 2,000 and 35,000	--	0
	Over 35,000	9	100.0%

**Evaluation of Judge Randy M. Olsen
Social Workers, Guardians Ad Litem, and CASA Volunteers**

Summary of Findings

Judge Randy M. Olsen was evaluated by nine Social Workers, Guardians Ad Litem, and CASA Volunteers who reported having direct professional experience with the judge. The mean score on *overall evaluation* was 4.8. The highest mean score was obtained on *integrity* (4.9) and the lowest score was obtained on *diligence* (4.7). Details are present in the two tables that follow.

	Poor		Deficient		Accept		Good		Excellent		Mean
	N	%	N	%	N	%	N	%	N	%	
Impartiality/Fairness	--	0	--	0	--	0	2	22.2%	7	77.7%	4.8
Integrity	--	0	--	0	--	0	1	11.1%	8	88.8%	4.9
Judicial Temperament	--	0	--	0	--	0	2	22.2%	7	77.7%	4.8
Diligence	--	0	--	0	--	0	3	33.3%	6	66.6%	4.7
Overall Rating	--	0	--	0	--	0	2	22.2%	7	77.7%	4.8

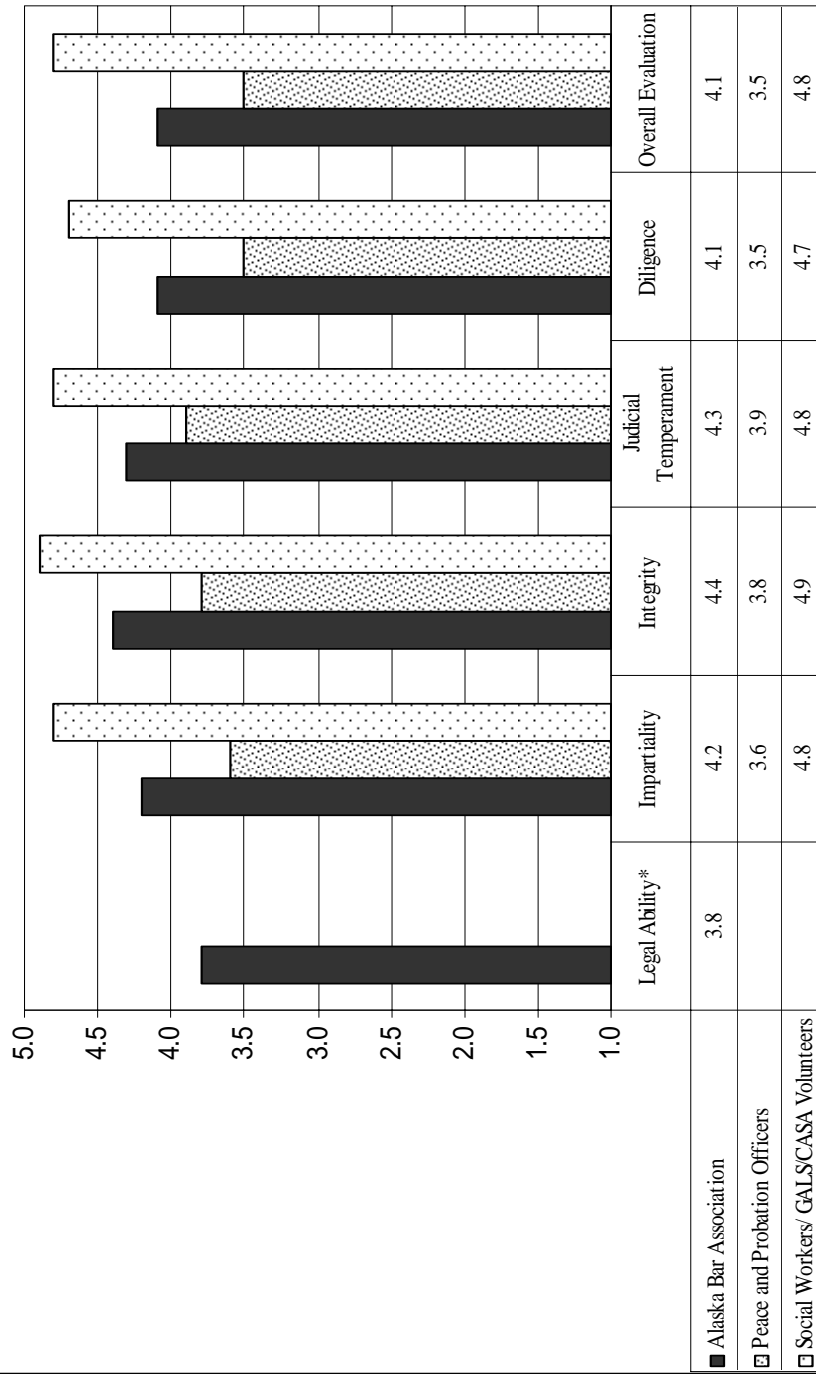
Note: Ratings for only those respondents who reported direct professional experience with the judge.

**Judge Randy M. Olsen: Detail Information on Responses
Social Workers, Guardians Ad Litem, and CASA Volunteers**

	Impartiality/ Fairness		Integrity		Judicial Temperament		Diligence		Overall Rating	
	Mean	N	Mean	N	Mean	N	Mean	N	Mean	N
Basis for Evaluation of Judge										
No Response	4.3	3	4.3	3	4.3	3	4.3	3	4.3	3
Direct Professional	4.8	9	4.9	9	4.8	9	4.7	9	4.8	9
Professional Reputation	--	0	--	0	--	0	--	0	--	0
Other Personal Contacts	--	0	--	0	--	0	--	0	--	0
Type of Work										
No Response	--	0	--	0	--	0	--	0	--	0
Social Worker	4.8	8	4.9	8	4.8	8	4.6	8	4.8	8
Guardian ad Litem	--	0	--	0	--	0	--	0	--	0
CASA Volunteer	5.0	1	5.0	1	5.0	1	5.0	1	5.0	1
Other	--	0	--	0	--	0	--	0	--	0
Years Experience										
No Response	--	0	--	0	--	0	--	0	--	0
5 Years or fewer	5.0	1	5.0	1	5.0	1	5.0	1	5.0	1
6 to 10 years	4.6	5	4.8	5	4.6	5	4.4	5	4.6	5
11 to 15 years	5.0	2	5.0	2	5.0	2	5.0	2	5.0	2
16 to 20 years	5.0	1	5.0	1	5.0	1	5.0	1	5.0	1
21 years or more	--	0	--	0	--	0	--	0	--	0
Gender										
No Response	--	0	--	0	--	0	--	0	--	0
Male	5.0	2	5.0	2	4.5	2	4.5	2	4.5	2
Female	4.7	7	4.9	7	4.9	7	4.7	7	4.9	7
Location of Practice										
No Response	--	0	--	0	--	0	--	0	--	0
First District	--	0	--	0	--	0	--	0	--	0
Second District	--	0	--	0	--	0	--	0	--	0
Third District	--	0	--	0	--	0	--	0	--	0
Fourth District	4.8	9	4.9	9	4.8	9	4.7	9	4.8	9
Outside of Alaska	--	0	--	0	--	0	--	0	--	0
Community Population										
No Response	--	0	--	0	--	0	--	0	--	0
Under 2,000	--	0	--	0	--	0	--	0	--	0
Between 2,000 and 35,000	--	0	--	0	--	0	--	0	--	0
Over 35,000	4.8	9	4.9	9	4.8	9	4.7	9	4.8	9

Note: Ratings for only those respondents who reported direct professional experience with the judge.

Superior Court Judge Randy M. Olsen



*Legal Ability items are only completed by Alaska Bar Association members.

38. SUPERIOR COURT JUDGE ERIC SMITH

A. Alaska Bar Association

Demographic Description (N=356)

	N	%
Type of Practice		
No Response	10	2.8%
Private, Solo	82	23.0%
Private, 2-5 Attorneys	76	21.4%
Private, 6+ Attorneys	43	12.1%
Private, Corporate Employee	6	1.6%
State Judge or Judicial Officer	45	12.6%
Government	76	21.4%
Public Service Agency or Organization (not govt)	8	2.2%
Other	9	2.5%
Length of Alaska Practice		
No Response	9	2.5%
5 Years or fewer	24	6.7%
6 to 10 years	29	8.1%
11 to 15 years	45	12.6%
16 to 20 years	59	16.6%
21 years or more	189	53.2%
Gender		
No Response	9	2.5%
Male	251	70.7%
Female	95	26.7%
Cases Handled		
No Response	10	2.8%
Prosecution	16	4.5%
Mainly Criminal	28	7.8%
Mixed Criminal & Civil	101	28.4%
Mainly Civil	186	52.3%
Other	14	3.9%
Location of Practice		
No Response	8	2.2%
First District	15	4.2%
Second District	5	1.4%
Third District	307	86.4%
Fourth District	15	4.2%
Outside of Alaska	5	1.4%

**Evaluation of Judge Eric Smith:
Alaska Bar Association Members**

Summary of Findings

Judge Eric Smith was evaluated by 292 Alaska Bar Association members who reported having direct professional experience with the judge. The mean score on *overall evaluation* was 4.1. The highest mean score was obtained on *integrity* (4.3) and the lowest scores were obtained on *impartiality/fairness* (4.1) and *judicial temperament* (4.1). Details are present in the two tables that follow.

	Poor		Deficient		Accept		Good		Excellent		Mean
	N	%	N	%	N	%	N	%	N	%	
Legal Ability	2	0.6%	19	6.5%	36	12.3%	102	34.9%	133	45.5%	4.2
Impartiality/Fairness	10	3.4%	22	7.5%	38	13.0%	92	31.6%	129	44.3%	4.1
Integrity	4	1.3%	9	3.1%	35	12.2%	76	26.5%	162	56.6%	4.3
Judicial Temperament	11	3.8%	21	7.2%	34	11.7%	93	32.1%	130	44.9%	4.1
Diligence	3	1.0%	16	5.5%	43	15.0%	95	33.2%	129	45.1%	4.2
Overall Rating	4	1.3%	20	6.9%	41	14.2%	99	34.3%	124	43.0%	4.1

Note: Ratings for only those respondents who reported direct professional experience with the judge.

Judge Eric Smith: Detailed Information Responses
Alaska Bar Association Members

	Legal Ability		Impartiality/Fairness		Integrity		Judicial Temperament		Diligence		Overall Rating	
	Mean	N	Mean	N	Mean	N	Mean	N	Mean	N	Mean	N
Basis for Evaluation of Judge												
No Response	4.0	4	3.3	4	3.5	4	3.5	4	4.0	4	3.5	4
Direct Professional	4.2	292	4.1	291	4.3	286	4.1	289	4.2	286	4.1	288
Professional Reputation	4.1	53	3.9	52	4.3	52	4.1	51	4.1	50	4.0	53
Other Personal Contacts	4.7	7	4.7	6	4.7	7	4.7	6	4.5	2	4.6	7
Type of Practice												
No Response	3.4	9	3.0	9	3.4	9	3.1	9	3.8	9	3.2	9
Private, Solo	4.2	72	4.3	72	4.5	70	4.1	72	4.2	72	4.2	70
Private, 2-5 Attorneys	4.0	67	3.9	66	4.2	67	4.1	64	4.0	65	4.0	66
Private, 6+ Attorneys	3.9	32	3.6	32	4.0	31	3.8	32	3.8	32	3.7	32
Private, Corporate Employee	3.8	4	3.5	4	3.3	3	4.0	4	3.3	3	3.8	4
State Judge or Judicial Officer	4.8	38	4.7	38	4.9	37	4.6	38	4.7	36	4.7	38
Government	4.2	61	4.0	61	4.3	60	4.0	61	4.1	60	4.1	60
Public Service Agency or Organization (not govt)	4.6	5	4.2	5	4.4	5	4.0	5	4.4	5	4.2	5
Other	4.3	4	4.0	4	4.8	4	4.5	4	4.5	4	4.3	4
Years Experience												
No Response	3.4	7	2.9	7	3.3	7	3.0	7	3.7	7	3.1	7
5 Years or fewer	4.3	18	3.8	17	4.2	18	3.6	18	4.1	18	3.9	18
6 to 10 years	3.8	26	3.7	26	4.0	26	3.4	26	3.9	26	3.7	26
11 to 15 years	4.2	40	3.9	40	4.3	39	4.0	40	4.1	39	4.1	40
16 to 20 years	4.0	50	3.9	50	4.1	49	3.9	50	4.0	48	4.0	50
21 years or more	4.3	151	4.3	151	4.6	147	4.4	148	4.3	148	4.3	147
Gender												
No Response	3.6	8	3.1	8	3.5	8	3.1	8	3.9	8	3.4	8
Male	4.2	206	4.1	205	4.4	202	4.2	205	4.1	202	4.1	205
Female	4.2	78	4.0	78	4.3	76	3.9	76	4.2	76	4.1	75
Majority of Practice Consists of												
No Response	3.6	8	3.1	8	3.5	8	3.1	8	3.9	8	3.4	8
Prosecution	4.3	12	3.9	12	4.2	12	3.9	12	4.0	12	4.0	12
Mainly Criminal	4.4	25	4.1	25	4.4	25	3.8	25	4.4	25	4.1	23
Mixed Criminal & Civil	4.3	86	4.3	85	4.5	84	4.3	84	4.3	83	4.3	86
Mainly Civil	4.1	152	4.0	152	4.3	149	4.1	151	4.1	150	4.1	151
Other	4.1	9	3.7	9	4.5	8	4.1	9	4.1	8	4.0	8
Location of Practice												
No Response	3.4	7	2.9	7	3.3	7	3.0	7	3.7	7	3.1	7
First District	4.6	10	4.6	10	4.8	9	4.4	10	4.6	10	4.6	10
Second District	4.3	3	4.0	3	4.5	2	4.0	3	4.0	2	4.0	3
Third District	4.2	258	4.1	257	4.3	254	4.1	255	4.2	253	4.1	254
Fourth District	3.9	12	4.0	12	4.5	12	3.8	12	3.8	12	4.1	12
Outside of Alaska	3.5	2	3.5	2	4.0	2	3.5	2	3.5	2	3.5	2

Note: Ratings for only those respondents who reported direct professional experience with the judge.

38. SUPERIOR COURT JUDGE ERIC SMITH

B. Peace and Probation Officers

Demographic Description (N=52)

		N	%
Type of Work			
	No Response	--	0.0%
	State Law Enforcement Officer	16	30.7%
	Municipal/Borough Law Enforcement Officer	14	26.9%
	Village Public Safety Officer (VPSO)	--	0.0%
	Probation/Parole Officer	21	40.3%
	Other	1	1.9%
Length of Alaska Experience			
	No Response	--	0.0%
	5 Years or fewer	15	28.8%
	6 to 10 years	17	32.6%
	11 to 15 years	6	11.5%
	16 to 20 years	3	5.7%
	21 years or more	11	21.1%
Gender			
	No Response	--	0.0%
	Male	34	65.3%
	Female	18	34.6%
Location of Practice			
	No Response	--	0.0%
	First District	1	1.9%
	Second District	--	0.0%
	Third District	50	96.1%
	Fourth District	1	1.9%
	Outside of Alaska	--	0.0%
Community Population			
	No Response	--	0.0%
	Under 2,000	--	0.0%
	Between 2,000 and 35,000	18	34.6%
	Over 35,000	34	65.3%

Evaluation of Judge Eric Smith Peace and Probation Officers

Summary of Findings

Judge Eric Smith was evaluated by 41 Peace and Probation Officers who reported having direct professional experience with the judge. The mean score on *overall evaluation* was 3.9. The highest mean score was obtained on *integrity* (4.2) and the lowest scores were obtained on *impartiality/fairness* (3.9) and *judicial temperament* (3.9). Details are present in the two tables that follow

	Poor		Deficient		Accept		Good		Excellent		Mean
	N	%	N	%	N	%	N	%	N	%	
Impartiality/Fairness	2	5.0%	2	5.0%	7	17.5%	15	37.5%	14	35.0%	3.9
Integrity	2	5.0%	1	2.5%	4	10.0%	14	35.0%	19	47.5%	4.2
Judicial Temperament	2	4.8%	1	2.4%	10	24.3%	16	39.0%	12	29.2%	3.9
Diligence	2	5.0%	--	0	9	22.5%	15	37.5%	14	35.0%	4.0
Overall Rating	2	4.8%	2	4.8%	4	9.7%	22	53.6%	11	26.8%	3.9

Note: Ratings for only those respondents who reported direct professional experience with the judge.

Judge Eric Smith: Detailed Information on Responses Peace and Probation Officers

	Impartiality/ Fairness		Integrity		Judicial Temperament		Diligence		Overall Rating	
	Mean	N	Mean	N	Mean	N	Mean	N	Mean	N
	Basis for Evaluation of Judge									
No Response	4.0	1	4.0	1	4.0	1	4.0	1	4.0	1
Direct Professional	3.9	40	4.2	40	3.9	41	4.0	40	3.9	41
Professional Reputation	3.3	10	3.6	10	3.4	10	3.4	10	3.3	10
Other Personal Contacts	--	0	--	0	--	0	--	0	--	0
Type of Work										
No Response	--	0	--	0	--	0	--	0	--	0
State Law Enforcement Officer	3.8	14	4.1	14	3.9	14	4.0	14	4.0	14
Municipal/Borough Law Enforcement Officer	4.2	10	4.3	10	4.2	11	4.4	10	4.1	11
Village Public Safety Officer (VPSO)	--	0	--	0	--	0	--	0	--	0
Probation/Parole Officer	3.8	15	4.1	15	3.5	15	3.6	15	3.7	15
Other	5.0	1	5.0	1	5.0	1	5.0	1	5.0	1
Years Experience										
No Response	--	0	--	0	--	0	--	0	--	0
5 Years or fewer	3.8	12	4.3	12	3.8	12	4.0	12	4.1	12
6 to 10 years	4.1	14	4.4	14	3.9	15	4.1	14	4.0	15
11 to 15 years	3.5	4	3.3	4	3.3	4	3.8	4	3.3	4
16 to 20 years	4.7	3	4.7	3	4.7	3	4.7	3	4.7	3
21 years or more	3.7	7	3.9	7	3.7	7	3.4	7	3.6	7
Gender										
No Response	--	0	--	0	--	0	--	0	--	0
Male	3.8	27	4.2	27	3.9	28	3.9	27	3.9	28
Female	4.2	13	4.1	13	3.8	13	4.2	13	4.0	13
Location of Practice										
No Response	--	0	--	0	--	0	--	0	--	0
First District	--	0	--	0	--	0	--	0	--	0
Second District	--	0	--	0	--	0	--	0	--	0
Third District	3.9	39	4.2	39	3.8	40	3.9	39	3.9	40
Fourth District	5.0	1	5.0	1	5.0	1	5.0	1	5.0	1
Outside of Alaska	--	0	--	0	--	0	--	0	--	0
Community Population										
No Response	--	0	--	0	--	0	--	0	--	0
Under 2,000	--	0	--	0	--	0	--	0	--	0
Between 2,000 and 35,000	4.1	15	4.3	15	3.9	15	4.1	15	4.0	15
Over 35,000	3.8	25	4.1	25	3.8	26	3.9	25	3.9	26

Note: Ratings for only those respondents who reported direct professional experience with the judge.

38. SUPERIOR COURT JUDGE ERIC SMITH

C. Social Workers, Guardians ad Litem, and CASA Volunteers

Demographic Description (N=3)

		N	%
Type of Work			
	No Response	--	0.0%
	Social Worker	--	0.0%
	Guardian ad Litem	1	33.3%
	CASA Volunteer	2	66.6%
	Other	--	0.0%
Length of Alaska Experience			
	No Response	--	0.0%
	5 Years or fewer	1	33.3%
	6 to 10 years	1	33.3%
	11 to 15 years	--	0.0%
	16 to 20 years	1	33.3%
	21 years or more	--	0.0%
Gender			
	No Response	--	0.0%
	Male	--	0.0%
	Female	3	100.0%
Location of Practice			
	No Response	--	0.0%
	First District	--	0.0%
	Second District	--	0.0%
	Third District	3	100.0%
	Fourth District	--	0.0%
	Outside of Alaska	--	0.0%
Community Population			
	No Response	--	0.0%
	Under 2,000	--	0.0%
	Between 2,000 and 35,000	--	0.0%
	Over 35,000	3	100.0%

**Evaluation of Judge Eric Smith
Social Workers, Guardians Ad Litem, and CASA Volunteers**

Summary of Findings

Judge Eric Smith was evaluated by one Guardian Ad Litem who reported having direct professional experience with the judge. The mean score on *overall evaluation* was 4.0. The highest mean scores were obtained on *impartiality/fairness* (5.0), *integrity* (5.0), and *judicial temperament* (5.0) and the lowest score was obtained on *diligence* (3.0). Details are present in the two tables that follow.

	Poor		Deficient		Accept		Good		Excellent		Mean
	N	%	N	%	N	%	N	%	N	%	
Impartiality/Fairness	--	0.0%	--	0.0%	--	0.0%	--	0.0%	1	100.0%	5.0
Integrity	--	0.0%	--	0.0%	--	0.0%	--	0.0%	1	100.0%	5.0
Judicial Temperament	--	0.0%	--	0.0%	--	0.0%	--	0.0%	1	100.0%	5.0
Diligence	--	0.0%	--	0.0%	1	100.0%	--	0.0%	--	0.0%	3.0
Overall Rating	--	0.0%	--	0.0%	--	0.0%	1	100.0%	--	0.0%	4.0

Note: Ratings for only those respondents who reported direct professional experience with the judge.

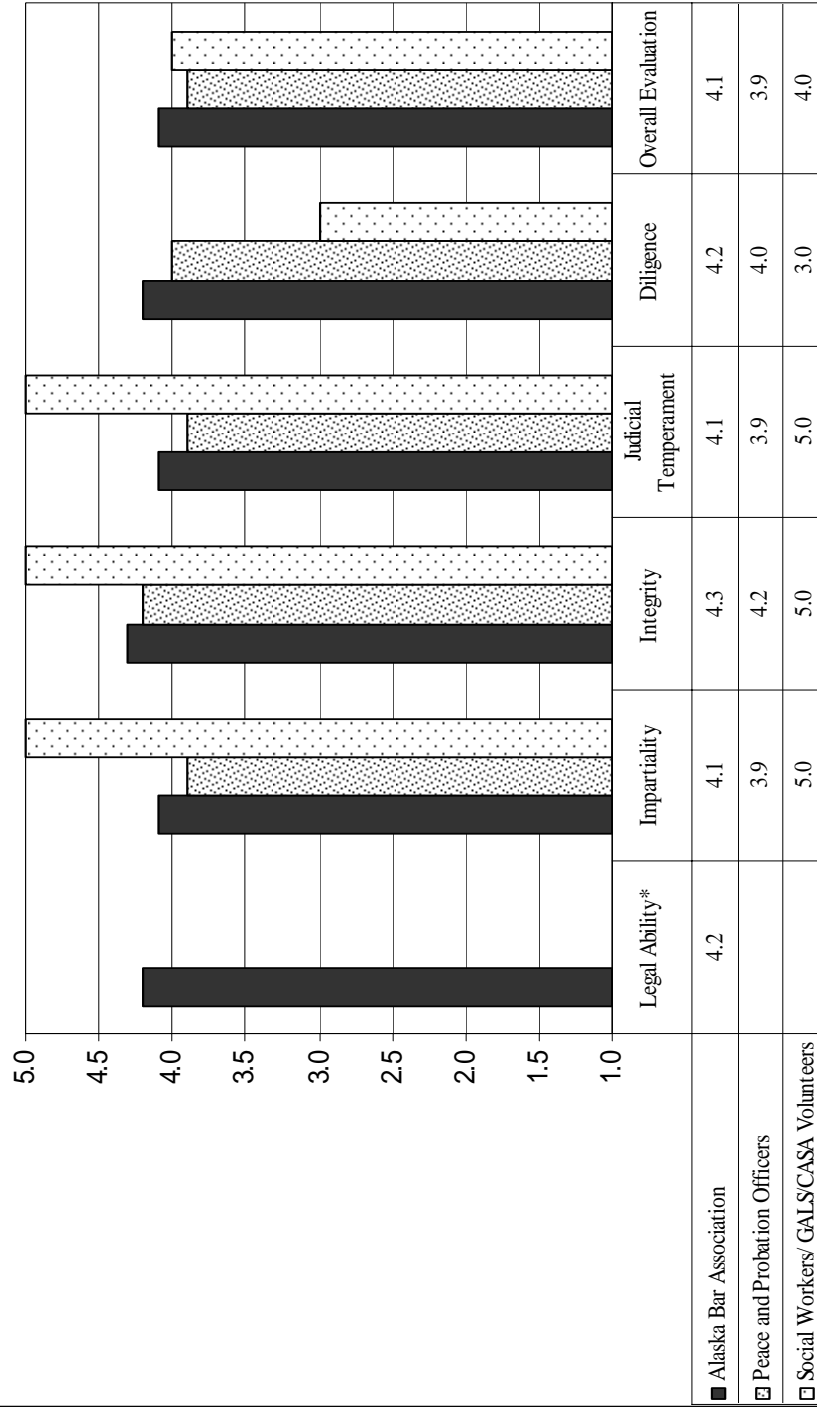
**Judge Eric Smith: Detail Information on Responses
Social Workers, Guardians Ad Litem, and CASA Volunteers**

	Impartiality/ Fairness		Integrity		Judicial Temperament		Diligence		Overall Rating	
	Mean	N	Mean	N	Mean	N	Mean	N	Mean	N
Basis for Evaluation of Judge										
No Response	--	0	--	0	--	0	--	0	--	0
Direct Professional	5.0	1	5.0	1	5.0	1	3.0	1	4.0	1
Professional Reputation	1.5	2	--	0	1.5	2	2.0	1	--	0
Other Personal Contacts	--	0	--	0	--	0	--	0	--	0
Type of Work										
No Response	--	0	--	0	--	0	--	0	--	0
Social Worker	--	0	--	0	--	0	--	0	--	0
Guardian ad Litem	5.0	1	5.0	1	5.0	1	3.0	1	4.0	1
CASA Volunteer	--	0	--	0	--	0	--	0	--	0
Other	--	0	--	0	--	0	--	0	--	0
Years Experience										
No Response	--	0	--	0	--	0	--	0	--	0
5 Years or fewer	--	0	--	0	--	0	--	0	--	0
6 to 10 years	--	0	--	0	--	0	--	0	--	0
11 to 15 years	--	0	--	0	--	0	--	0	--	0
16 to 20 years	5.0	1	5.0	1	5.0	1	3.0	1	4.0	1
21 years or more	--	0	--	0	--	0	--	0	--	0
Gender										
No Response	--	0	--	0	--	0	--	0	--	0
Male	--	0	--	0	--	0	--	0	--	0
Female	5.0	1	5.0	1	5.0	1	3.0	1	4.0	1
Location of Practice										
No Response	--	0	--	0	--	0	--	0	--	0
First District	--	0	--	0	--	0	--	0	--	0
Second District	--	0	--	0	--	0	--	0	--	0
Third District	5.0	1	5.0	1	5.0	1	3.0	1	4.0	1
Fourth District	--	0	--	0	--	0	--	0	--	0
Outside of Alaska	--	0	--	0	--	0	--	0	--	0
Community Population										
No Response	--	0	--	0	--	0	--	0	--	0
Under 2,000	--	0	--	0	--	0	--	0	--	0
Between 2,000 and 35,000	--	0	--	0	--	0	--	0	--	0
Over 35,000	5.0	1	5.0	1	5.0	1	3.0	1	4.0	1

Note: Ratings for only those respondents who reported direct professional experience with the judge.

Superior Court Judge Eric Smith

Average Ratings from All Groups Surveyed



*Legal Ability items are only completed by Alaska Bar Association members.

39. SUPERIOR COURT JUDGE JOHN SUDDOCK

A. Alaska Bar Association

Demographic Description (N=438)

	N	%
Type of Practice		
No Response	9	2.0%
Private, Solo	106	24.2%
Private, 2-5 Attorneys	92	21.0%
Private, 6+ Attorneys	86	19.6%
Private, Corporate Employee	8	1.8%
State Judge or Judicial Officer	27	6.1%
Government	91	20.8%
Public Service Agency or Organization (not govt)	10	2.2%
Other	8	1.8%
Length of Alaska Practice		
No Response	10	2.2%
5 Years or fewer	42	9.6%
6 to 10 years	32	7.3%
11 to 15 years	53	12.1%
16 to 20 years	56	12.8%
21 years or more	244	55.8%
Gender		
No Response	10	2.2%
Male	300	68.6%
Female	127	29.0%
Cases Handled		
No Response	9	2.0%
Prosecution	24	5.4%
Mainly Criminal	28	6.4%
Mixed Criminal & Civil	88	20.1%
Mainly Civil	273	62.4%
Other	15	3.4%
Location of Practice		
No Response	9	2.0%
First District	12	2.7%
Second District	2	0.4%
Third District	396	90.6%
Fourth District	14	3.2%
Outside of Alaska	4	0.9%

**Evaluation of Judge John Suddock:
Alaska Bar Association Members**

Summary of Findings

Judge John Suddock was evaluated by 366 Alaska Bar Association members who reported having direct professional experience with the judge. The mean score on *overall evaluation* was 3.9. The highest mean score was obtained on *integrity* (4.2) and the lowest scores were obtained on *impartiality/fairness* (3.9) and *judicial temperament* (3.9). Details are present in the two tables that follow.

	Poor		Deficient		Accept		Good		Excellent		Mean
	N	%	N	%	N	%	N	%	N	%	
Legal Ability	3	0.8%	20	5.4%	57	15.6%	137	37.6%	147	40.3%	4.1
Impartiality/Fairness	8	2.1%	29	7.9%	71	19.4%	132	36.1%	125	34.2%	3.9
Integrity	3	0.8%	13	3.6%	52	14.4%	120	33.2%	173	47.9%	4.2
Judicial Temperament	9	2.4%	26	7.1%	76	20.8%	121	33.1%	133	36.4%	3.9
Diligence	1	0.2%	33	9.2%	74	20.6%	123	34.3%	127	35.4%	4.0
Overall Rating	5	1.3%	27	7.3%	71	19.3%	145	39.6%	118	32.2%	3.9

Note: Ratings for only those respondents who reported direct professional experience with the judge.

**Judge John Suddock: Detailed Information Responses
Alaska Bar Association Members**

	Legal Ability		Impartiality/ Fairness		Integrity		Judicial Temperament		Diligence		Overall Rating	
	Mean	N	Mean	N	Mean	N	Mean	N	Mean	N	Mean	N
Basis for Evaluation of Judge												
No Response	4.0	7	3.3	6	4.3	7	3.3	6	3.7	6	3.8	6
Direct Professional	4.1	364	3.9	365	4.2	361	3.9	365	4.0	358	3.9	366
Professional Reputation	4.3	59	4.1	59	4.3	57	4.1	59	4.1	55	4.2	58
Other Personal Contacts	4.0	9	4.1	10	4.3	10	3.7	10	3.9	7	3.8	9
Type of Practice												
No Response	4.4	9	4.2	9	4.3	8	4.2	9	4.2	9	4.2	9
Private, Solo	4.2	89	4.0	90	4.3	90	4.0	90	4.0	88	4.0	90
Private, 2-5 Attorneys	4.0	80	3.8	82	4.1	81	3.8	82	3.9	81	3.8	82
Private, 6+ Attorneys	4.3	73	4.1	72	4.4	73	4.3	74	4.2	71	4.2	73
Private, Corporate Employee	4.0	5	3.4	5	4.0	5	3.6	5	3.6	5	3.6	5
State Judge or Judicial Officer	4.5	21	4.2	21	4.4	21	3.9	21	3.9	21	4.2	21
Government	3.8	74	3.7	73	4.0	71	3.7	72	3.8	71	3.7	73
Public Service Agency or Organization (not govt)	4.1	8	4.0	8	4.4	7	3.8	8	3.7	7	3.9	8
Other	3.6	5	3.8	5	3.8	5	3.5	4	3.8	5	3.8	5
Years Experience												
No Response	4.4	10	4.2	10	4.2	9	4.0	10	4.1	10	4.1	10
5 Years or fewer	4.1	34	3.8	35	4.2	35	3.9	37	4.0	34	3.9	37
6 to 10 years	4.1	26	4.1	26	4.3	26	4.1	26	4.0	26	4.1	25
11 to 15 years	3.8	49	3.8	49	4.0	48	3.7	49	3.8	48	3.7	49
16 to 20 years	3.8	48	3.5	48	4.0	47	3.7	46	3.8	46	3.6	48
21 years or more	4.2	197	4.1	197	4.3	196	4.0	197	4.0	194	4.0	197
Gender												
No Response	4.4	9	4.2	9	4.3	8	4.2	9	4.2	9	4.2	9
Male	4.2	253	4.0	253	4.3	252	4.0	252	4.0	248	4.0	254
Female	4.0	102	3.8	103	4.1	101	3.7	104	3.8	101	3.8	103
Majority of Practice Consists of												
No Response	4.4	9	4.2	9	4.3	8	4.2	9	4.2	9	4.2	9
Prosecution	4.2	19	4.1	19	4.3	19	4.1	19	4.5	18	4.2	19
Mainly Criminal	3.4	25	3.3	25	3.6	24	3.2	25	3.6	22	3.2	25
Mixed Criminal & Civil	4.3	73	4.0	74	4.3	74	4.0	73	4.0	73	4.1	74
Mainly Civil	4.1	227	3.9	227	4.3	225	4.0	228	3.9	225	4.0	228
Other	4.0	11	3.9	11	4.4	11	3.9	11	3.7	11	3.8	11
Location of Practice												
No Response	4.4	8	4.1	8	4.1	7	4.1	8	4.1	8	4.1	8
First District	4.0	11	4.1	11	4.4	10	3.7	11	3.9	11	3.9	11
Second District	--	0	--	0	--	0	--	0	--	0	--	0
Third District	4.1	332	3.9	333	4.2	331	3.9	333	4.0	326	3.9	334
Fourth District	4.4	9	4.0	9	4.2	9	3.9	9	3.7	9	3.8	9
Outside of Alaska	4.8	4	4.3	4	4.3	4	3.8	4	4.3	4	4.3	4

Note: Ratings for only those respondents who reported direct professional experience with the judge.

39. SUPERIOR COURT JUDGE JOHN SUDDOCK

B. Peace and Probation Officers

Demographic Description (N=12)

	N	%
Type of Work		
No Response	--	0
State Law Enforcement Officer	5	41.6%
Municipal/Borough Law Enforcement Officer	5	41.6%
Village Public Safety Officer (VPSO)	--	0
Probation/Parole Officer	2	16.6%
Other	--	0
Length of Alaska Experience		
No Response	--	0
5 Years or fewer	4	33.3%
6 to 10 years	6	50.0%
11 to 15 years	--	0
16 to 20 years	--	0
21 years or more	2	16.6%
Gender		
No Response	--	0
Male	9	75.0%
Female	3	25.0%
Location of Practice		
No Response	--	0
First District	--	0
Second District	--	0
Third District	12	100.0%
Fourth District	--	0
Outside of Alaska	--	0
Community Population		
No Response	--	0
Under 2,000	--	0
Between 2,000 and 35,000	1	8.3%
Over 35,000	11	91.6%

**Evaluation of Judge John Suddock
Peace and Probation Officers**

Summary of Findings

Judge John Suddock was evaluated by 10 Peace and Probation Officers who reported having direct professional experience with the judge. The mean score on *overall evaluation* was 3.6. The highest mean score was obtained on *diligence* (3.9) and the lowest score was obtained on *judicial temperament* (3.7). Details are present in the two tables that follow.

	Poor		Deficient		Accept		Good		Excellent		Mean
	N	%	N	%	N	%	N	%	N	%	
Impartiality/Fairness	--	0	--	0	4	40.0%	4	40.0%	2	20.0%	3.8
Integrity	--	0	1	12.5%	2	25.0%	3	37.5%	2	25.0%	3.8
Judicial Temperament	--	0	2	22.2%	1	11.1%	4	44.4%	2	22.2%	3.7
Diligence	--	0	--	0	3	37.5%	3	37.5%	2	25.0%	3.9
Overall Rating	--	0	1	10.0%	4	40.0%	3	30.0%	2	20.0%	3.6

Note: Ratings for only those respondents who reported direct professional experience with the judge.

Judge John Suddock: Detailed Information on Responses Peace and Probation Officers

	Impartiality/ Fairness		Integrity		Judicial Temperament		Diligence		Overall Rating	
	Mean	N	Mean	N	Mean	N	Mean	N	Mean	N
Basis for Evaluation of Judge										
No Response	4.0	1	4.0	1	4.0	1	4.0	1	4.0	1
Direct Professional	3.8	10	3.8	8	3.7	9	3.9	8	3.6	10
Professional Reputation	3.0	2	3.0	2	3.0	2	3.0	2	3.0	2
Other Personal Contacts	--	0	--	0	--	0	--	0	--	0
Type of Work										
No Response	--	0	--	0	--	0	--	0	--	0
State Law Enforcement Officer	4.3	4	4.7	3	3.5	4	4.3	4	3.8	4
Municipal/Borough Law Enforcement Officer	3.5	4	3.0	3	4.0	3	3.5	2	3.5	4
Village Public Safety Officer (VPSO)	--	0	--	0	--	0	--	0	--	0
Probation/Parole Officer	3.5	2	3.5	2	3.5	2	3.5	2	3.5	2
Other	--	0	--	0	--	0	--	0	--	0
Years Experience										
No Response	--	0	--	0	--	0	--	0	--	0
5 Years or fewer	4.0	4	4.0	4	3.5	4	4.0	4	3.8	4
6 to 10 years	3.8	5	4.0	3	3.8	5	3.8	4	3.6	5
11 to 15 years	--	0	--	0	--	0	--	0	--	0
16 to 20 years	--	0	--	0	--	0	--	0	--	0
21 years or more	3.0	1	2.0	1	--	0	--	0	3.0	1
Gender										
No Response	--	0	--	0	--	0	--	0	--	0
Male	3.6	8	3.5	6	3.4	7	3.7	6	3.4	8
Female	4.5	2	4.5	2	4.5	2	4.5	2	4.5	2
Location of Practice										
No Response	--	0	--	0	--	0	--	0	--	0
First District	--	0	--	0	--	0	--	0	--	0
Second District	--	0	--	0	--	0	--	0	--	0
Third District	3.8	10	3.8	8	3.7	9	3.9	8	3.6	10
Fourth District	--	0	--	0	--	0	--	0	--	0
Outside of Alaska	--	0	--	0	--	0	--	0	--	0
Community Population										
No Response	--	0	--	0	--	0	--	0	--	0
Under 2,000	--	0	--	0	--	0	--	0	--	0
Between 2,000 and 35,000	3.0	1	2.0	1	--	0	--	0	3.0	1
Over 35,000	3.9	9	4.0	7	3.7	9	3.9	8	3.7	9

Note: Ratings for only those respondents who reported direct professional experience with the judge.

40. SUPERIOR COURT JUDGE JOHN SUDDOCK

C. Social Workers, Guardians ad Litem, and CASA Volunteers

Demographic Description (N=12)

	N	%
Type of Work		
No Response	1	8.3%
Social Worker	6	50.0%
Guardian ad Litem	3	25.0%
CASA Volunteer	2	16.6%
Other	--	0
Length of Alaska Experience		
No Response	1	8.3%
5 Years or fewer	3	25.0%
6 to 10 years	4	33.3%
11 to 15 years	--	0
16 to 20 years	4	33.3%
21 years or more	--	0
Gender		
No Response	1	8.3%
Male	2	16.6%
Female	9	75.0%
Location of Practice		
No Response	1	8.3%
First District	--	0
Second District	--	0
Third District	11	91.6%
Fourth District	--	0
Outside of Alaska	--	0
Community Population		
No Response	1	8.3%
Under 2,000	--	0
Between 2,000 and 35,000	--	0
Over 35,000	11	91.6%

**Evaluation of Judge John Suddock
Social Workers, Guardians Ad Litem, and CASA Volunteers**

Summary of Findings

Judge John Suddock was evaluated by 11 Social Workers, Guardians Ad Litem, and CASA volunteers who reported having direct professional experience with the judge. The mean score on *overall evaluation* was 4.4. The highest mean scores were obtained on *impartiality/fairness* (4.4) and *integrity* (4.4) and the lowest score was obtained on *judicial temperament* (4.2). Details are present in the two tables that follow.

	Poor		Deficient		Accept		Good		Excellent		Mean
	N	%	N	%	N	%	N	%	N	%	
Impartiality/Fairness	--	0.0%	--	0.0%	2	18.1%	3	27.2%	6	54.5%	4.4
Integrity	--	0.0%	--	0.0%	2	18.1%	3	27.2%	6	54.5%	4.4
Judicial Temperament	--	0.0%	--	0.0%	2	18.1%	5	45.4%	4	36.3%	4.2
Diligence	--	0.0%	--	0.0%	3	27.2%	2	18.1%	6	54.5%	4.3
Overall Rating	--	0.0%	--	0.0%	2	18.1%	3	27.2%	6	54.5%	4.4

Note: Ratings for only those respondents who reported direct professional experience with the judge.

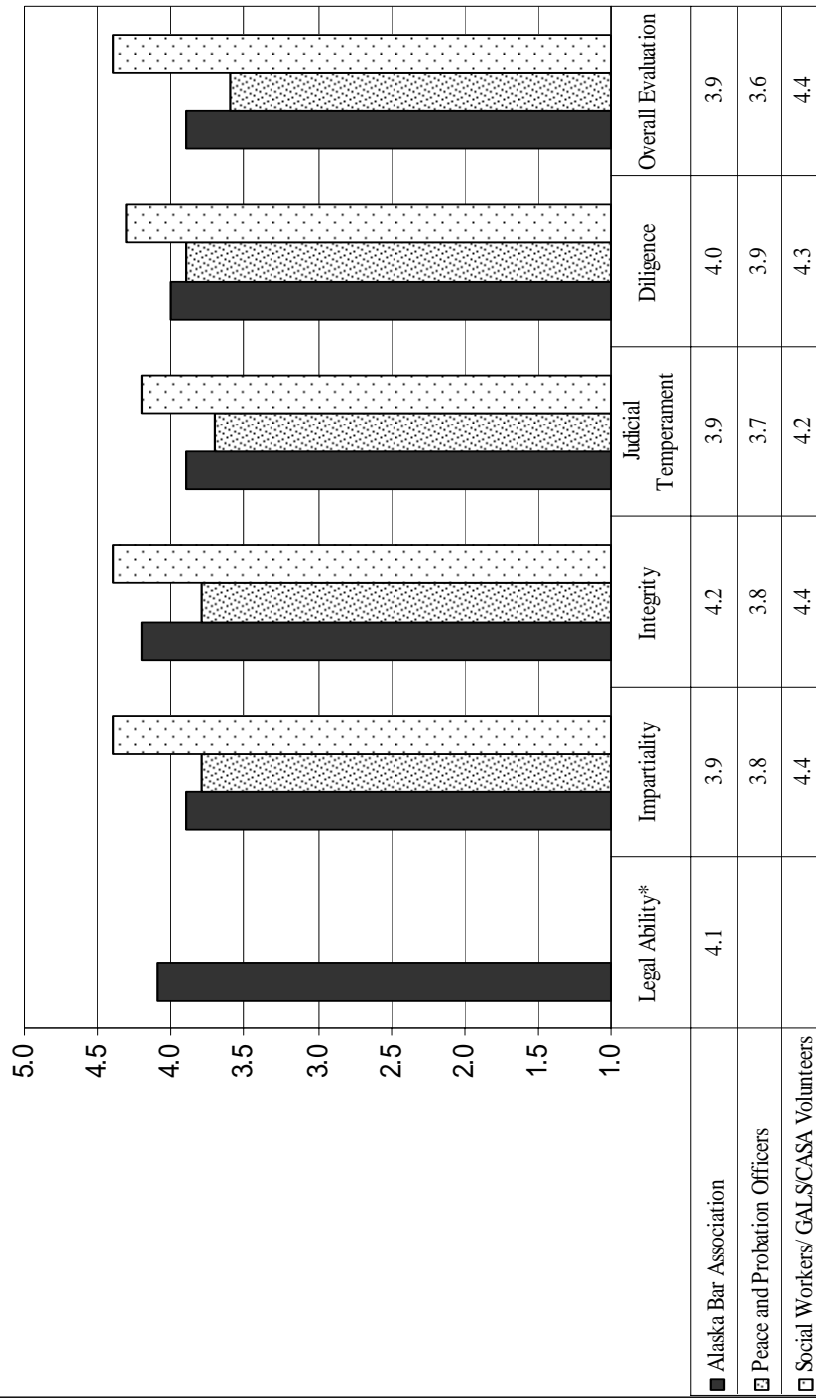
**Judge John Suddock: Detail Information on Responses
Social Workers, Guardians Ad Litem, and CASA Volunteers**

	Impartiality/ Fairness		Integrity		Judicial Temperament		Diligence		Overall Rating	
	Mean	N	Mean	N	Mean	N	Mean	N	Mean	N
Basis for Evaluation of Judge										
No Response	5.0	2	4.5	2	4.5	2	5.0	2	5.0	2
Direct Professional	4.4	11	4.4	11	4.2	11	4.3	11	4.4	11
Professional Reputation	3.0	1	3.0	1	3.0	1	3.0	1	3.0	1
Other Personal Contacts	--	0	--	0	--	0	--	0	--	0
Type of Work										
No Response	5.0	1	5.0	1	5.0	1	5.0	1	5.0	1
Social Worker	4.0	6	4.0	6	4.0	6	4.0	6	4.0	6
Guardian ad Litem	4.7	3	4.7	3	4.0	3	4.3	3	4.7	3
CASA Volunteer	5.0	1	5.0	1	5.0	1	5.0	1	5.0	1
Other	--	0	--	0	--	0	--	0	--	0
Years Experience										
No Response	5.0	1	5.0	1	5.0	1	5.0	1	5.0	1
5 Years or fewer	4.5	2	4.5	2	4.5	2	4.5	2	4.5	2
6 to 10 years	3.8	4	3.8	4	3.8	4	3.8	4	3.8	4
11 to 15 years	--	0	--	0	--	0	--	0	--	0
16 to 20 years	4.8	4	4.8	4	4.3	4	4.5	4	4.8	4
21 years or more	--	0	--	0	--	0	--	0	--	0
Gender										
No Response	5.0	1	5.0	1	5.0	1	5.0	1	5.0	1
Male	4.0	2	4.0	2	4.0	2	4.0	2	4.0	2
Female	4.4	8	4.4	8	4.1	8	4.3	8	4.4	8
Location of Practice										
No Response	5.0	1	5.0	1	5.0	1	5.0	1	5.0	1
First District	--	0	--	0	--	0	--	0	--	0
Second District	--	0	--	0	--	0	--	0	--	0
Third District	4.3	10	4.3	10	4.1	10	4.2	10	4.3	10
Fourth District	--	0	--	0	--	0	--	0	--	0
Outside of Alaska	--	0	--	0	--	0	--	0	--	0
Community Population										
No Response	5.0	1	5.0	1	5.0	1	5.0	1	5.0	1
Under 2,000	--	0	--	0	--	0	--	0	--	0
Between 2,000 and 35,000	--	0	--	0	--	0	--	0	--	0
Over 35,000	4.3	10	4.3	10	4.1	10	4.2	10	4.3	10

Note: Ratings for only those respondents who reported direct professional experience with the judge.

Superior Court Judge John Suddock

Average Ratings from All Groups Surveyed



*Legal Ability items are only completed by Alaska Bar Association members.

40. SUPERIOR COURT JUDGE SEN K. TAN

A. Alaska Bar Association

Demographic Description (N=625)

	N	%
Type of Practice		
No Response	11	1.7%
Private, Solo	144	23.0%
Private, 2-5 Attorneys	119	19.0%
Private, 6+ Attorneys	133	21.3%
Private, Corporate Employee	16	2.5%
State Judge or Judicial Officer	43	6.8%
Government	126	20.1%
Public Service Agency or Organization (not govt)	15	2.4%
Other	17	2.7%
Length of Alaska Practice		
No Response	11	1.7%
5 Years or fewer	55	8.8%
6 to 10 years	54	8.6%
11 to 15 years	75	12.0%
16 to 20 years	84	13.4%
21 years or more	345	55.2%
Gender		
No Response	13	2.0%
Male	420	67.3%
Female	191	30.6%
Cases Handled		
No Response	10	1.6%
Prosecution	21	3.3%
Mainly Criminal	36	5.7%
Mixed Criminal & Civil	122	19.5%
Mainly Civil	407	65.2%
Other	28	4.4%
Location of Practice		
No Response	10	1.6%
First District	37	5.9%
Second District	7	1.1%
Third District	540	86.5%
Fourth District	22	3.5%
Outside of Alaska	8	1.2%

**Evaluation of Judge Sen K. Tan:
Alaska Bar Association Members**

Summary of Findings

Judge Sen K. Tan was evaluated by 531 Alaska Bar Association members who reported having direct professional experience with the judge. The mean score on *overall evaluation* was 4.3. The highest mean score was obtained on *integrity* (4.6) and the lowest score was obtained on *diligence* (4.2). Details are present in the two tables that follow.

	Poor		Deficient		Accept		Good		Excellent		Mean
	N	%	N	%	N	%	N	%	N	%	
Legal Ability	8	1.5%	23	4.3%	66	12.4%	136	25.6%	298	56.1%	4.3
Impartiality/Fairness	7	1.3%	21	3.9%	66	12.4%	122	22.9%	315	59.3%	4.4
Integrity	3	0.5%	7	1.3%	49	9.3%	97	18.5%	368	70.2%	4.6
Judicial Temperament	4	0.7%	14	2.6%	63	11.9%	142	26.8%	306	57.8%	4.4
Diligence	9	1.7%	29	5.5%	78	14.8%	135	25.6%	275	52.2%	4.2
Overall Rating	5	0.9%	25	4.7%	65	12.3%	131	24.8%	301	57.1%	4.3

Note: Ratings for only those respondents who reported direct professional experience with the judge.

**Judge Sen K. Tan: Detailed Information Responses
Alaska Bar Association Members**

	Legal Ability		Impartiality/ Fairness		Integrity		Judicial Temperament		Diligence		Overall Rating	
	Mean	N	Mean	N	Mean	N	Mean	N	Mean	N	Mean	N
	Basis for Evaluation of Judge											
No Response	3.8	14	3.9	14	4.3	13	4.2	13	4.0	13	4.1	14
Direct Professional	4.3	531	4.4	531	4.6	524	4.4	529	4.2	526	4.3	527
Professional Reputation	4.4	83	4.3	80	4.6	78	4.4	76	4.3	75	4.4	76
Other Personal Contacts	4.7	7	4.3	6	4.7	6	4.5	6	4.7	6	4.7	6
Type of Practice												
No Response	4.4	8	4.3	8	4.4	8	4.4	8	4.3	8	4.4	8
Private, Solo	4.3	130	4.4	129	4.6	128	4.4	129	4.2	129	4.3	128
Private, 2-5 Attorneys	4.4	112	4.4	112	4.6	109	4.5	112	4.2	111	4.4	112
Private, 6+ Attorneys	4.1	119	4.2	119	4.5	119	4.2	118	4.0	118	4.1	117
Private, Corporate Employee	3.9	13	3.9	13	4.4	13	3.9	13	4.2	13	3.8	13
State Judge or Judicial Officer	4.8	32	4.8	32	4.9	32	4.8	31	4.7	32	4.8	32
Government	4.3	97	4.2	97	4.5	95	4.3	97	4.4	95	4.4	96
Public Service Agency or Organization (not govt)	4.6	9	4.6	10	4.4	9	4.4	10	4.6	9	4.6	10
Other	4.5	11	4.6	11	4.8	11	4.7	11	4.6	11	4.7	11
Years Practice												
No Response	4.5	8	4.5	8	4.6	8	4.4	8	4.5	8	4.5	8
5 Years or fewer	4.2	39	4.1	39	4.5	39	4.2	40	4.2	38	4.2	40
6 to 10 years	4.1	45	4.0	45	4.4	45	4.0	45	4.0	44	4.1	44
11 to 15 years	4.4	64	4.4	64	4.6	63	4.5	64	4.3	63	4.4	64
16 to 20 years	4.1	73	4.2	73	4.4	73	4.3	72	4.0	73	4.2	73
21 years or more	4.4	302	4.5	302	4.6	296	4.5	300	4.3	300	4.4	298
Gender												
No Response	4.6	10	4.6	10	4.7	10	4.7	10	4.6	10	4.7	10
Male	4.2	366	4.3	365	4.5	359	4.3	363	4.1	362	4.2	361
Female	4.6	155	4.5	156	4.7	155	4.5	156	4.5	154	4.5	156
Majority of Practice Consists of												
No Response	4.6	7	4.4	7	4.6	7	4.6	7	4.4	7	4.6	7
Prosecution	4.0	14	3.9	14	4.3	14	4.1	14	4.1	14	4.0	14
Mainly Criminal	4.8	25	4.6	25	4.8	25	4.6	24	4.8	25	4.7	25
Mixed Criminal & Civil	4.5	104	4.5	104	4.6	102	4.4	103	4.3	104	4.5	101
Mainly Civil	4.2	365	4.3	365	4.6	360	4.4	365	4.1	360	4.2	364
Other	4.4	16	4.4	16	4.7	16	4.5	16	4.3	16	4.5	16
Location of Practice												
No Response	4.3	7	4.1	7	4.3	7	4.3	7	4.0	7	4.1	7
First District	4.6	21	4.5	21	4.7	20	4.7	20	4.4	21	4.6	20
Second District	5.0	2	4.5	2	5.0	2	4.0	2	4.5	2	4.5	2
Third District	4.3	480	4.3	480	4.6	474	4.4	479	4.2	475	4.3	477
Fourth District	4.5	15	4.5	15	4.8	15	4.6	15	4.5	15	4.7	15
Outside of Alaska	4.5	6	4.7	6	4.7	6	4.7	6	4.5	6	4.5	6

Note: Ratings for only those respondents who reported direct professional experience with the judge.

40. SUPERIOR COURT JUDGE SEN K. TAN

B. Peace and Probation Officers

Demographic Description (N=23)

		N	%
Type of Work			
	No Response	--	0
	State Law Enforcement Officer	5	21.7%
	Municipal/Borough Law Enforcement Officer	11	47.8%
	Village Public Safety Officer (VPSO)	--	0
	Probation/Parole Officer	7	30.4%
	Other	--	0
Length of Alaska Experience			
	No Response	--	0
	5 Years or fewer	2	8.6%
	6 to 10 years	8	34.7%
	11 to 15 years	4	17.3%
	16 to 20 years	2	8.6%
	21 years or more	7	30.4%
Gender			
	No Response	--	0
	Male	19	82.6%
	Female	4	17.3%
Location of Practice			
	No Response	--	0
	First District	1	4.3%
	Second District	--	0
	Third District	22	95.6%
	Fourth District	--	0
	Outside of Alaska	--	0
Community Population			
	No Response	--	0
	Under 2,000	--	0
	Between 2,000 and 35,000	3	13.0%
	Over 35,000	20	86.9%

**Evaluation of Judge Sen K. Tan
Peace and Probation Officers**

Summary of Findings

Judge Sen K. Tan was evaluated by 11 Peace and Probation Officers who reported having direct professional experience with the judge. The mean score on *overall evaluation* was 3.7. The highest mean score was obtained on *integrity* (4.0) and the lowest score was obtained on *judicial temperament* (3.6). Details are present in the two tables that follow.

	Poor		Deficient		Accept		Good		Excellent		Mean
	N	%	N	%	N	%	N	%	N	%	
Impartiality/Fairness	--	0.0%	1	9.0%	4	36.3%	2	18.1%	4	36.3%	3.8
Integrity	--	0.0%	--	0	4	36.3%	3	27.2%	4	36.3%	4.0
Judicial Temperament	--	0.0%	1	9.0%	5	45.4%	2	18.1%	3	27.2%	3.6
Diligence	--	0.0%	--	0	6	54.5%	2	18.1%	3	27.2%	3.7
Overall Rating	--	0.0%	1	9.0%	5	45.4%	1	9.0%	4	36.3%	3.7

Note: Ratings for only those respondents who reported direct professional experience with the judge.

Judge Sen K. Tan: Detailed Information on Responses Peace and Probation Officers

	Impartiality/ Fairness		Integrity		Judicial Temperament		Diligence		Overall Rating	
	Mean	N	Mean	N	Mean	N	Mean	N	Mean	N
Basis for Evaluation of Judge										
No Response	1.0	1	1.0	1	1.0	1	1.0	1	1.0	1
Direct Professional	3.8	11	4.0	11	3.6	11	3.7	11	3.7	11
Professional Reputation	3.5	11	3.5	11	3.4	11	3.2	11	3.5	11
Other Personal Contacts	4.0	1	4.0	1	3.0	1	3.0	1	4.0	1
Type of Work										
No Response	--	0	--	0	--	0	--	0	--	0
State Law Enforcement Officer	3.3	3	3.3	3	3.0	3	3.0	3	3.0	3
Municipal/Borough Law Enforcement Officer	4.0	5	4.4	5	4.2	5	4.0	5	4.2	5
Village Public Safety Officer (VPSO)	--	0	--	0	--	0	--	0	--	0
Probation/Parole Officer	4.0	3	4.0	3	3.3	3	4.0	3	3.7	3
Other	--	0	--	0	--	0	--	0	--	0
Years Experience										
No Response	--	0	--	0	--	0	--	0	--	0
5 Years or fewer	5.0	2	4.5	2	4.0	2	4.5	2	4.5	2
6 to 10 years	3.8	4	4.0	4	4.0	4	3.8	4	4.0	4
11 to 15 years	3.0	2	3.5	2	3.0	2	3.0	2	3.0	2
16 to 20 years	5.0	1	5.0	1	5.0	1	5.0	1	5.0	1
21 years or more	3.0	2	3.5	2	2.5	2	3.0	2	2.5	2
Gender										
No Response	--	0	--	0	--	0	--	0	--	0
Male	4.1	8	4.3	8	3.9	8	4.0	8	4.0	8
Female	3.0	3	3.3	3	3.0	3	3.0	3	3.0	3
Location of Practice										
No Response	--	0	--	0	--	0	--	0	--	0
First District	--	0	--	0	--	0	--	0	--	0
Second District	--	0	--	0	--	0	--	0	--	0
Third District	3.8	11	4.0	11	3.6	11	3.7	11	3.7	11
Fourth District	--	0	--	0	--	0	--	0	--	0
Outside of Alaska	--	0	--	0	--	0	--	0	--	0
Community Population										
No Response	--	0	--	0	--	0	--	0	--	0
Under 2,000	--	0	--	0	--	0	--	0	--	0
Between 2,000 and 35,000	4.5	2	5.0	2	4.5	2	4.5	2	5.0	2
Over 35,000	3.7	9	3.8	9	3.4	9	3.6	9	3.4	9

Note: Ratings for only those respondents who reported direct professional experience with the judge.

40. SUPERIOR COURT JUDGE SEN K. TAN

C. Social Workers, Guardians ad Litem, and CASA Volunteers

Demographic Description (N=15)

		N	%
Type of Work			
	No Response	2	13.3%
	Social Worker	7	46.6%
	Guardian ad Litem	3	20.0%
	CASA Volunteer	3	20.0%
	Other	--	0
Length of Alaska Experience			
	No Response	2	13.3%
	5 Years or fewer	6	40.0%
	6 to 10 years	3	20.0%
	11 to 15 years	1	6.6%
	16 to 20 years	3	20.0%
	21 years or more	--	0
Gender			
	No Response	2	13.3%
	Male	--	0
	Female	13	86.6%
Location of Practice			
	No Response	2	13.3%
	First District	--	0
	Second District	--	0
	Third District	13	86.6%
	Fourth District	--	0
	Outside of Alaska	--	0
Community Population			
	No Response	2	13.3%
	Under 2,000	--	0
	Between 2,000 and 35,000	--	0
	Over 35,000	13	86.6%

**Evaluation of Judge Sen K. Tan
Social Workers, Guardians Ad Litem, and CASA Volunteers**

Summary of Findings

Judge Sen K. Tan was evaluated by 14 Social Workers, Guardians Ad Litem, and CASA volunteers who reported having direct professional experience with the judge. The mean score on *overall evaluation* was 3.9. The highest mean score was obtained on *integrity* (4.1) and *diligence* (4.1) and the lowest score was obtained on *judicial temperament* (3.6). Details are present in the two tables that follow.

	Poor		Deficient		Accept		Good		Excellent		Mean
	N	%	N	%	N	%	N	%	N	%	
Impartiality/Fairness	--	0	3	21.4%	4	28.5%	1	7.1%	6	42.8%	3.7
Integrity	--	0	1	7.6%	3	23.0%	3	23.0%	6	46.1%	4.1
Judicial Temperament	2	14.2%	1	7.1%	2	14.2%	4	28.5%	5	35.7%	3.6
Diligence	--	0	2	15.3%	2	15.3%	2	15.3%	7	53.8%	4.1
Overall Rating	--	0	3	21.4%	2	14.2%	3	21.4%	6	42.8%	3.9

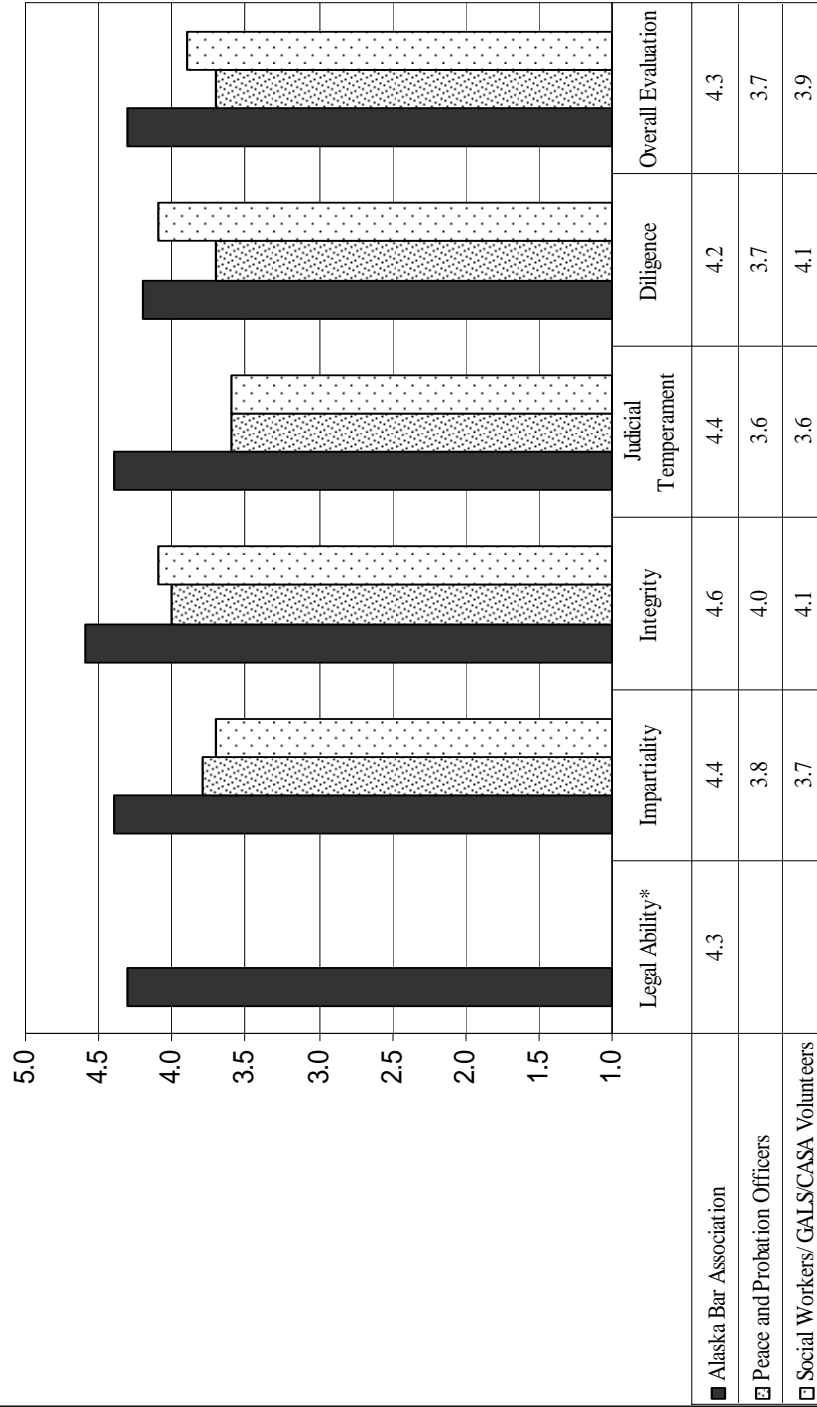
Note: Ratings for only those respondents who reported direct professional experience with the judge.

**Judge Sen K. Tan: Detail Information on Responses
Social Workers, Guardians Ad Litem, and CASA Volunteers**

	Impartiality/ Fairness		Integrity		Judicial Temperament		Diligence		Overall Rating	
	Mean	N	Mean	N	Mean	N	Mean	N	Mean	N
Basis for Evaluation of Judge										
No Response	4.6	5	4.6	5	4.4	5	4.2	5	4.4	5
Direct Professional	3.7	14	4.1	13	3.6	14	4.1	13	3.9	14
Professional Reputation	4.0	1	4.0	1	5.0	1	4.0	1	4.0	1
Other Personal Contacts	--	0	--	0	--	0	--	0	--	0
Type of Work										
No Response	3.5	2	5.0	1	3.0	2	5.0	1	3.5	2
Social Worker	3.4	7	3.7	7	3.6	7	3.7	7	3.7	7
Guardian ad Litem	5.0	3	5.0	3	4.7	3	5.0	3	5.0	3
CASA Volunteer	3.0	2	3.5	2	3.0	2	3.5	2	3.0	2
Other	--	0	--	0	--	0	--	0	--	0
Years Experience										
No Response	3.5	2	5.0	1	3.0	2	5.0	1	3.5	2
5 Years or fewer	3.2	5	3.8	5	3.6	5	3.6	5	3.6	5
6 to 10 years	3.3	3	3.3	3	3.0	3	3.3	3	3.3	3
11 to 15 years	4.0	1	4.0	1	4.0	1	5.0	1	4.0	1
16 to 20 years	5.0	3	5.0	3	4.7	3	5.0	3	5.0	3
21 years or more	--	0	--	0	--	0	--	0	--	0
Gender										
No Response	3.5	2	5.0	1	3.0	2	5.0	1	3.5	2
Male	--	0	--	0	--	0	--	0	--	0
Female	3.8	12	4.0	12	3.8	12	4.0	12	3.9	12
Location of Practice										
No Response	3.5	2	5.0	1	3.0	2	5.0	1	3.5	2
First District	--	0	--	0	--	0	--	0	--	0
Second District	--	0	--	0	--	0	--	0	--	0
Third District	3.8	12	4.0	12	3.8	12	4.0	12	3.9	12
Fourth District	--	0	--	0	--	0	--	0	--	0
Outside of Alaska	--	0	--	0	--	0	--	0	--	0
Community Population										
No Response	3.5	2	5.0	1	3.0	2	5.0	1	3.5	2
Under 2,000	--	0	--	0	--	0	--	0	--	0
Between 2,000 and 35,000	--	0	--	0	--	0	--	0	--	0
Over 35,000	3.8	12	4.0	12	3.8	12	4.0	12	3.9	12

Note: Ratings for only those respondents who reported direct professional experience with the judge.

Superior Court Judge Sen K. Tan
Average Ratings from All Groups Surveyed



*Legal Ability items are only completed by Alaska Bar Association members.

41. SUPERIOR COURT JUDGE FRED TORRISI

A. Alaska Bar Association

Demographic Description (N=240)

	N	%
Type of Practice		
No Response	3	1.2%
Private, Solo	52	21.6%
Private, 2-5 Attorneys	43	17.9%
Private, 6+ Attorneys	24	10.0%
Private, Corporate Employee	3	1.2%
State Judge or Judicial Officer	40	16.6%
Government	61	25.4%
Public Service Agency or Organization (not govt)	9	3.7%
Other	5	2.0%
Length of Alaska Practice		
No Response	2	0.8%
5 Years or fewer	17	7.0%
6 to 10 years	17	7.0%
11 to 15 years	24	10.0%
16 to 20 years	36	15.0%
21 years or more	144	60.0%
Gender		
No Response	3	1.2%
Male	183	76.2%
Female	54	22.5%
Cases Handled		
No Response	4	1.6%
Prosecution	17	7.0%
Mainly Criminal	24	10.0%
Mixed Criminal & Civil	73	30.4%
Mainly Civil	109	45.4%
Other	13	5.4%
Location of Practice		
No Response	2	0.8%
First District	26	10.8%
Second District	6	2.5%
Third District	189	78.7%
Fourth District	16	6.6%
Outside of Alaska	1	0.4%

**Evaluation of Judge Fred Torrissi:
Alaska Bar Association Members**

Summary of Findings

Judge Fred Torrissi was evaluated by 196 Alaska Bar Association members who reported having direct professional experience with the judge. The mean score on *overall evaluation* was 4.3. The highest mean score was obtained on *integrity* (4.5) and the lowest score was obtained on *legal ability* (4.2). Details are present in the two tables that follow.

	Poor		Deficient		Accept		Good		Excellent		Mean
	N	%	N	%	N	%	N	%	N	%	
Legal Ability	--	0	4	2.0%	24	12.2%	90	45.9%	78	39.7%	4.2
Impartiality/Fairness	1	0.5%	4	2.0%	27	13.8%	63	32.3%	100	51.2%	4.3
Integrity	--	0	2	1.0%	20	10.5%	52	27.5%	115	60.8%	4.5
Judicial Temperament	--	0	2	1.0%	23	12.2%	60	31.9%	103	54.7%	4.4
Diligence	--	0	2	1.0%	27	14.5%	66	35.4%	91	48.9%	4.3
Overall Rating	--	0	3	1.5%	22	11.3%	76	39.1%	93	47.9%	4.3

Note: Ratings for only those respondents who reported direct professional experience with the judge.

**Judge Fred Torrisi: Detailed Information Responses
Alaska Bar Association Members**

	Legal Ability		Impartiality/ Fairness		Integrity		Judicial Temperament		Diligence		Overall Rating	
	Mean	N	Mean	N	Mean	N	Mean	N	Mean	N	Mean	N
Basis for Evaluation of Judge												
No Response	4.5	2	4.5	2	4.5	2	4.5	2	4.5	2	4.5	2
Direct Professional	4.2	196	4.3	195	4.5	189	4.4	188	4.3	186	4.3	194
Professional Reputation	4.1	38	4.2	38	4.3	38	4.3	38	4.2	35	4.2	38
Other Personal Contacts	4.3	3	4.3	4	4.5	4	4.3	4	4.3	3	4.4	5
Type of Practice												
No Response	4.3	3	4.3	3	4.7	3	4.3	3	4.3	3	4.3	3
Private, Solo	4.2	42	4.2	42	4.4	41	4.3	41	4.2	40	4.3	41
Private, 2-5 Attorneys	4.4	39	4.5	39	4.6	38	4.6	39	4.5	38	4.5	39
Private, 6+ Attorneys	4.1	20	4.2	20	4.5	19	4.4	20	4.3	19	4.2	20
Private, Corporate Employee	3.5	2	3.5	2	--	0	--	0	3.0	1	3.5	2
State Judge or Judicial Officer	4.6	29	4.8	29	4.9	29	4.7	28	4.7	27	4.7	28
Government	4.1	52	4.0	52	4.2	51	4.1	49	4.1	49	4.1	52
Public Service Agency or Organization (not govt)	4.7	6	5.0	5	5.0	5	5.0	5	4.8	6	4.8	6
Other	4.0	3	4.0	3	4.3	3	4.3	3	4.0	3	4.0	3
Years Experience												
No Response	4.5	2	4.5	2	4.5	2	4.5	2	4.5	2	4.5	2
5 Years or fewer	4.3	15	4.1	14	4.3	13	4.3	14	4.4	14	4.2	15
6 to 10 years	4.1	15	4.1	15	4.4	14	4.3	14	4.2	14	4.2	15
11 to 15 years	4.2	19	4.3	19	4.3	19	4.5	18	4.4	18	4.3	19
16 to 20 years	4.2	28	4.3	28	4.6	27	4.3	27	4.2	26	4.3	28
21 years or more	4.3	117	4.4	117	4.5	114	4.4	113	4.3	112	4.4	115
Gender												
No Response	4.3	3	4.3	3	4.7	3	4.3	3	4.3	3	4.3	3
Male	4.3	148	4.4	147	4.5	142	4.5	141	4.4	139	4.4	147
Female	4.0	45	4.2	45	4.3	44	4.2	44	4.2	44	4.2	44
Majority of Practice Consists of												
No Response	4.3	3	4.3	3	4.7	3	4.3	3	4.3	3	4.3	3
Prosecution	4.0	15	3.8	15	4.2	15	4.1	15	4.1	15	4.1	15
Mainly Criminal	4.4	17	4.4	17	4.6	17	4.5	17	4.4	17	4.5	17
Mixed Criminal & Civil	4.4	60	4.5	60	4.6	58	4.6	59	4.6	57	4.5	59
Mainly Civil	4.2	89	4.3	88	4.4	85	4.3	83	4.3	84	4.2	89
Other	4.0	12	4.2	12	4.5	11	4.2	11	3.7	10	4.2	11
Location of Practice												
No Response	4.5	2	4.5	2	4.5	2	4.5	2	4.5	2	4.5	2
First District	4.4	20	4.5	20	4.7	20	4.4	20	4.4	18	4.4	20
Second District	4.5	2	4.5	2	5.0	2	4.0	1	5.0	1	4.5	2
Third District	4.2	162	4.3	161	4.5	155	4.4	155	4.3	155	4.3	161
Fourth District	4.1	9	4.2	9	4.3	9	4.2	9	4.0	9	4.1	8
Outside of Alaska	5.0	1	5.0	1	5.0	1	5.0	1	5.0	1	5.0	1

Note: Ratings for only those respondents who reported direct professional experience with the judge.

41. SUPERIOR COURT JUDGE FRED TORRISI

B. Peace and Probation Officers

Demographic Description (N=13)

	N	%
Type of Work		
No Response	--	0
State Law Enforcement Officer	4	30.7%
Municipal/Borough Law Enforcement Officer	2	15.3%
Village Public Safety Officer (VPSO)	3	23.0%
Probation/Parole Officer	3	23.0%
Other	1	7.6%
Length of Alaska Experience		
No Response	--	0
5 Years or fewer	2	15.3%
6 to 10 years	5	38.4%
11 to 15 years	2	15.3%
16 to 20 years	--	0
21 years or more	4	30.7%
Gender		
No Response	--	0
Male	11	84.6%
Female	2	15.3%
Location of Practice		
No Response	--	0
First District	--	0
Second District	1	7.6%
Third District	10	76.9%
Fourth District	2	15.3%
Outside of Alaska	--	0
Community Population		
No Response	--	0
Under 2,000	5	38.4%
Between 2,000 and 35,000	3	23.0%
Over 35,000	5	38.4%

Evaluation of Judge Fred Torrissi Peace and Probation Officers

Summary of Findings

Judge Fred Torrissi was evaluated by nine Peace and Probation Officers who reported having direct professional experience with the judge. The mean score on *overall evaluation* was 4.1. The highest mean score was obtained on *diligence* (4.3) and the lowest score was obtained on *impartiality/fairness* (4.0). Details are present in the two tables that follow.

	Poor		Deficient		Accept		Good		Excellent		Mean
	N	%	N	%	N	%	N	%	N	%	
Impartiality/Fairness	--	0.0%	--	0	1	11.1%	7	77.7%	1	11.1%	4.0
Integrity	--	0.0%	--	0	1	11.1%	5	55.5%	3	33.3%	4.2
Judicial Temperament	--	0.0%	--	0	1	11.1%	6	66.6%	2	22.2%	4.1
Diligence	--	0.0%	--	0	1	11.1%	4	44.4%	4	44.4%	4.3
Overall Rating	--	0.0%	--	0	1	11.1%	6	66.6%	2	22.2%	4.1

Note: Ratings for only those respondents who reported direct professional experience with the judge.

Judge Fred Torrisi: Detailed Information on Responses Peace and Probation Officers

	Impartiality/ Fairness		Integrity		Judicial Temperament		Diligence		Overall Rating	
	Mean	N	Mean	N	Mean	N	Mean	N	Mean	N
Basis for Evaluation of Judge										
No Response	4.7	3	4.7	3	4.0	3	4.7	3	4.7	3
Direct Professional	4.0	9	4.2	9	4.1	9	4.3	9	4.1	9
Professional Reputation	3.8	4	3.8	4	3.8	4	3.8	4	3.8	4
Other Personal Contacts	--	0	--	0	--	0	--	0	--	0
Type of Work										
No Response	--	0	--	0	--	0	--	0	--	0
State Law Enforcement Officer	4.0	3	4.0	3	4.0	3	4.3	3	4.0	3
Municipal/Borough Law Enforcement Officer	4.0	1	5.0	1	5.0	1	5.0	1	5.0	1
Village Public Safety Officer (VPSO)	3.5	2	4.0	2	3.5	2	3.5	2	3.5	2
Probation/Parole Officer	4.5	2	4.5	2	4.5	2	5.0	2	4.5	2
Other	4.0	1	4.0	1	4.0	1	4.0	1	4.0	1
Years Experience										
No Response	--	0	--	0	--	0	--	0	--	0
5 Years or fewer	--	0	--	0	--	0	--	0	--	0
6 to 10 years	3.8	4	4.0	4	4.0	4	4.5	4	4.0	4
11 to 15 years	4.0	2	4.5	2	4.0	2	4.0	2	4.0	2
16 to 20 years	--	0	--	0	--	0	--	0	--	0
21 years or more	4.3	3	4.3	3	4.3	3	4.3	3	4.3	3
Gender										
No Response	--	0	--	0	--	0	--	0	--	0
Male	3.9	8	4.1	8	4.0	8	4.3	8	4.0	8
Female	5.0	1	5.0	1	5.0	1	5.0	1	5.0	1
Location of Practice										
No Response	--	0	--	0	--	0	--	0	--	0
First District	--	0	--	0	--	0	--	0	--	0
Second District	--	0	--	0	--	0	--	0	--	0
Third District	4.0	7	4.3	7	4.1	7	4.4	7	4.1	7
Fourth District	4.0	2	4.0	2	4.0	2	4.0	2	4.0	2
Outside of Alaska	--	0	--	0	--	0	--	0	--	0
Community Population										
No Response	--	0	--	0	--	0	--	0	--	0
Under 2,000	3.8	4	4.0	4	3.8	4	4.0	4	3.8	4
Between 2,000 and 35,000	4.0	1	5.0	1	5.0	1	5.0	1	5.0	1
Over 35,000	4.3	4	4.3	4	4.3	4	4.5	4	4.3	4

Note: Ratings for only those respondents who reported direct professional experience with the judge.

41. SUPERIOR COURT JUDGE FRED TORRISI

C. Social Workers, Guardians ad Litem, and CASA Volunteers

Demographic Description (N=3)

		N	%
Type of Work			
	No Response	1	33.3%
	Social Worker	--	0
	Guardian ad Litem	1	33.3%
	CASA Volunteer	--	0
	Other	1	33.3%
Length of Alaska Experience			
	No Response	1	33.3%
	5 Years or fewer	--	0
	6 to 10 years	--	0
	11 to 15 years	--	0
	16 to 20 years	2	66.6%
	21 years or more	--	0
Gender			
	No Response	1	33.3%
	Male	--	0
	Female	2	66.6%
Location of Practice			
	No Response	1	33.3%
	First District	--	0
	Second District	--	0
	Third District	2	66.6%
	Fourth District	--	0
	Outside of Alaska	--	0
Community Population			
	No Response	1	33.3%
	Under 2,000	--	0
	Between 2,000 and 35,000	1	33.3%
	Over 35,000	1	33.3%

**Evaluation of Judge Fred Torrisi
Social Workers, Guardians Ad Litem, and CASA Volunteers**

Summary of Findings

Judge Fred Torrisi was evaluated by three Social Workers, Guardians Ad Litem, and CASA volunteers who reported having direct professional experience with the judge. The mean score on *overall evaluation* was 4.3. The highest mean score was obtained on *impartiality/fairness* (5.0) and the lowest scores were obtained on *judicial temperament* (4.3) and *diligence* (4.3). Details are present in the two tables that follow.

	Poor		Deficient		Accept		Good		Excellent		Mean
	N	%	N	%	N	%	N	%	N	%	
Impartiality/Fairness	--	0	--	0	--	0	--	0	3	100.0%	5.0
Integrity	--	0	--	0	--	0	1	33.3%	2	66.6%	4.7
Judicial Temperament	--	0	--	0	--	0	2	66.6%	1	33.3%	4.3
Diligence	--	0	--	0	1	33.3%	--	0	2	66.6%	4.3
Overall Rating	--	0	--	0	--	0	2	66.6%	1	33.3%	4.3

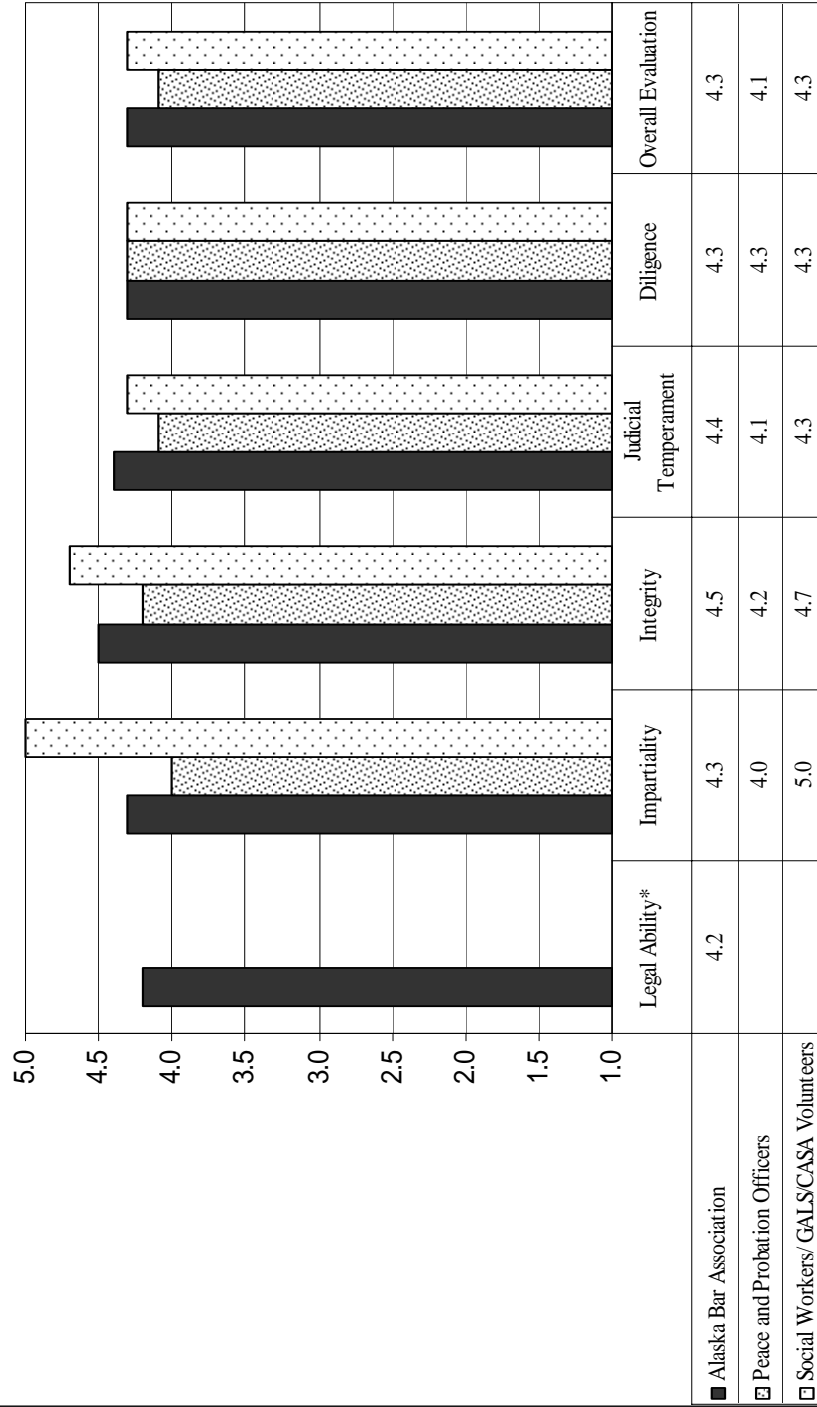
Note: Ratings for only those respondents who reported direct professional experience with the judge.

**Judge Fred Torrisi: Detail Information on Responses
Social Workers, Guardians Ad Litem, and CASA Volunteers**

	Impartiality/ Fairness		Integrity		Judicial Temperament		Diligence		Overall Rating	
	Mean	N	Mean	N	Mean	N	Mean	N	Mean	N
Basis for Evaluation of Judge										
No Response	--	0	--	0	--	0	--	0	--	0
Direct Professional	5.0	3	4.7	3	4.3	3	4.3	3	4.3	3
Professional Reputation	--	0	--	0	--	0	--	0	--	0
Other Personal Contacts	--	0	--	0	--	0	--	0	--	0
Type of Work										
No Response	5.0	1	5.0	1	5.0	1	5.0	1	5.0	1
Social Worker	--	0	--	0	--	0	--	0	--	0
Guardian ad Litem	5.0	1	5.0	1	4.0	1	3.0	1	4.0	1
CASA Volunteer	--	0	--	0	--	0	--	0	--	0
Other	5.0	1	4.0	1	4.0	1	5.0	1	4.0	1
Years Experience										
No Response	5.0	1	5.0	1	5.0	1	5.0	1	5.0	1
5 Years or fewer	--	0	--	0	--	0	--	0	--	0
6 to 10 years	--	0	--	0	--	0	--	0	--	0
11 to 15 years	--	0	--	0	--	0	--	0	--	0
16 to 20 years	5.0	2	4.5	2	4.0	2	4.0	2	4.0	2
21 years or more	--	0	--	0	--	0	--	0	--	0
Gender										
No Response	5.0	1	5.0	1	5.0	1	5.0	1	5.0	1
Male	--	0	--	0	--	0	--	0	--	0
Female	5.0	2	4.5	2	4.0	2	4.0	2	4.0	2
Location of Practice										
No Response	5.0	1	5.0	1	5.0	1	5.0	1	5.0	1
First District	--	0	--	0	--	0	--	0	--	0
Second District	--	0	--	0	--	0	--	0	--	0
Third District	5.0	2	4.5	2	4.0	2	4.0	2	4.0	2
Fourth District	--	0	--	0	--	0	--	0	--	0
Outside of Alaska	--	0	--	0	--	0	--	0	--	0
Community Population										
No Response	5.0	1	5.0	1	5.0	1	5.0	1	5.0	1
Under 2,000	--	0	--	0	--	0	--	0	--	0
Between 2,000 and 35,000	5.0	1	4.0	1	4.0	1	5.0	1	4.0	1
Over 35,000	5.0	1	5.0	1	4.0	1	3.0	1	4.0	1

Note: Ratings for only those respondents who reported direct professional experience with the judge.

Superior Court Judge Fred Torrissi
Average Ratings from All Groups Surveyed



*Legal Ability items are only completed by Alaska Bar Association members.

42. SUPERIOR COURT JUDGE PHILIP R. VOLLAND

A. Alaska Bar Association

Demographic Description (N=442)

	N	%
Type of Practice		
No Response	9	2.0%
Private, Solo	101	22.8%
Private, 2-5 Attorneys	82	18.5%
Private, 6+ Attorneys	84	19.0%
Private, Corporate Employee	12	2.7%
State Judge or Judicial Officer	30	6.7%
Government	101	22.8%
Public Service Agency or Organization (not govt)	13	2.9%
Other	10	2.2%
Length of Alaska Practice		
No Response	10	2.2%
5 Years or fewer	40	9.0%
6 to 10 years	36	8.1%
11 to 15 years	53	11.9%
16 to 20 years	55	12.4%
21 years or more	248	56.1%
Gender		
No Response	9	2.0%
Male	302	68.3%
Female	131	29.6%
Cases Handled		
No Response	9	2.0%
Prosecution	31	7.0%
Mainly Criminal	35	7.9%
Mixed Criminal & Civil	82	18.5%
Mainly Civil	273	61.7%
Other	12	2.7%
Location of Practice		
No Response	8	1.8%
First District	27	6.1%
Second District	4	0.9%
Third District	380	85.9%
Fourth District	17	3.8%
Outside of Alaska	6	1.3%

**Evaluation of Judge Philip R. Volland:
Alaska Bar Association Members**

Summary of Findings

Judge Philip R. Volland was evaluated by 324 Alaska Bar Association members who reported having direct professional experience with the judge. The mean score on *overall evaluation* was 4.5. The highest mean scores were obtained on *integrity* (4.5) and *diligence* (4.5) and the lowest scores were obtained on *legal ability* (4.4), *impartiality/fairness* (4.4) and *judicial temperament* (4.4). Details are present in the two tables that follow.

	Poor		Deficient		Accept		Good		Excellent		Mean
	N	%	N	%	N	%	N	%	N	%	
Legal Ability	2	0.6%	8	2.4%	28	8.6%	96	29.6%	190	58.6%	4.4
Impartiality/Fairness	4	1.2%	6	1.8%	34	10.4%	90	27.7%	190	58.6%	4.4
Integrity	3	0.9%	5	1.5%	23	7.1%	74	22.9%	218	67.4%	4.5
Judicial Temperament	5	1.5%	3	0.9%	32	9.9%	92	28.6%	189	58.8%	4.4
Diligence	3	0.9%	5	1.6%	28	8.9%	88	28.2%	188	60.2%	4.5
Overall Rating	4	1.2%	6	1.8%	27	8.4%	87	27.1%	196	61.2%	4.5

Note: Ratings for only those respondents who reported direct professional experience with the judge.

**Judge Philip R. Volland: Detailed Information Responses
Alaska Bar Association Members**

	Legal Ability		Impartiality/ Fairness		Integrity		Judicial Temperament		Diligence		Overall Rating	
	Mean	N	Mean	N	Mean	N	Mean	N	Mean	N	Mean	N
Basis for Evaluation of Judge												
No Response	3.8	6	3.8	6	3.7	6	3.7	6	3.7	6	3.7	6
Direct Professional	4.4	324	4.4	324	4.5	323	4.4	321	4.5	312	4.5	320
Professional Reputation	4.6	100	4.4	97	4.5	99	4.3	95	4.4	94	4.5	95
Other Personal Contacts	4.8	13	4.4	11	4.6	14	4.4	12	4.6	10	4.5	13
Type of Practice												
No Response	4.1	7	4.0	7	4.0	7	4.1	7	4.1	7	4.0	7
Private, Solo	4.4	71	4.4	71	4.5	71	4.4	71	4.4	70	4.4	70
Private, 2-5 Attorneys	4.3	65	4.3	65	4.4	64	4.4	63	4.3	64	4.3	63
Private, 6+ Attorneys	4.5	61	4.6	61	4.6	61	4.5	62	4.5	57	4.6	62
Private, Corporate Employee	4.4	8	4.2	9	4.4	8	4.3	9	4.4	8	4.3	9
State Judge or Judicial Officer	4.8	24	4.8	24	4.9	24	4.8	24	4.9	23	4.8	23
Government	4.4	72	4.3	71	4.6	72	4.4	71	4.4	69	4.4	70
Public Service Agency or Organization (not govt)	4.7	10	4.6	10	4.6	10	4.4	9	4.9	8	4.7	10
Other	4.7	6	4.7	6	4.7	6	4.6	5	4.7	6	4.7	6
Years Experience												
No Response	4.3	8	4.1	8	4.1	8	4.1	8	4.1	8	4.1	8
5 Years or fewer	4.3	31	4.3	31	4.4	31	4.4	32	4.4	32	4.3	32
6 to 10 years	4.5	27	4.5	28	4.7	27	4.5	28	4.6	27	4.6	28
11 to 15 years	4.4	40	4.5	40	4.6	40	4.4	39	4.4	38	4.5	40
16 to 20 years	4.2	37	4.1	37	4.3	37	4.3	37	4.2	37	4.2	36
21 years or more	4.5	181	4.5	180	4.6	180	4.5	177	4.5	170	4.5	176
Gender												
No Response	4.1	7	4.0	7	4.0	7	4.0	7	4.1	7	4.0	7
Male	4.4	230	4.4	230	4.5	229	4.4	227	4.4	219	4.4	225
Female	4.6	87	4.4	87	4.6	87	4.5	87	4.6	86	4.5	88
Majority of Practice Consists of												
No Response	4.2	6	4.0	6	4.0	6	4.2	6	4.2	6	4.0	6
Prosecution	4.1	26	3.9	26	4.3	26	4.1	26	4.3	26	4.1	25
Mainly Criminal	4.7	29	4.6	29	4.7	29	4.6	29	4.6	29	4.7	29
Mixed Criminal & Civil	4.5	63	4.5	63	4.6	63	4.5	63	4.6	62	4.5	62
Mainly Civil	4.4	194	4.4	194	4.5	193	4.4	191	4.4	184	4.4	192
Other	4.8	6	4.7	6	4.8	6	4.3	6	4.6	5	4.5	6
Location of Practice												
No Response	4.2	6	4.0	6	4.0	6	4.2	6	4.2	6	4.0	6
First District	4.8	9	4.6	9	4.8	9	4.3	9	4.5	6	4.6	9
Second District	5.0	2	5.0	2	5.0	2	5.0	1	5.0	2	5.0	2
Third District	4.4	291	4.4	291	4.5	290	4.4	289	4.4	283	4.4	287
Fourth District	4.5	11	4.5	11	4.5	11	4.7	11	4.8	10	4.7	11
Outside of Alaska	4.4	5	4.4	5	4.6	5	4.2	5	4.4	5	4.4	5

Note: Ratings for only those respondents who reported direct professional experience with the judge.

43. SUPERIOR COURT JUDGE PHILIP R. VOLLAND

B. Peace and Probation Officers

Demographic Description (N=42)

	N	%
Type of Work		
No Response	--	0
State Law Enforcement Officer	10	23.8%
Municipal/Borough Law Enforcement Officer	18	42.8%
Village Public Safety Officer (VPSO)	--	0
Probation/Parole Officer	14	33.3%
Other	--	0
Length of Alaska Experience		
No Response	--	0
5 Years or fewer	10	23.8%
6 to 10 years	15	35.7%
11 to 15 years	9	21.4%
16 to 20 years	3	7.1%
21 years or more	5	11.9%
Gender		
No Response	--	0
Male	29	69.0%
Female	13	30.9%
Location of Practice		
No Response	--	0
First District	1	2.3%
Second District	--	0
Third District	41	97.6%
Fourth District	--	0
Outside of Alaska	--	0
Community Population		
No Response	--	0
Under 2,000	--	0
Between 2,000 and 35,000	3	7.1%
Over 35,000	39	92.8%

**Evaluation of Judge Philip R. Volland
Peace and Probation Officers**

Summary of Findings

Judge Philip R. Volland was evaluated by 28 Peace and Probation Officers who reported having direct professional experience with the judge. The mean score on *overall evaluation* was 4.3. The highest mean scores were obtained on *integrity* (4.3) and *diligence* (4.3) and the lowest score was obtained on *judicial temperament* (4.1). Details are present in the two tables that follow.

	Poor		Deficient		Accept		Good		Excellent		Mean
	N	%	N	%	N	%	N	%	N	%	
Impartiality/Fairness	1	3.5%	1	3.5%	3	10.7%	10	35.7%	13	46.4%	4.2
Integrity	--	0	--	0	4	14.8%	10	37.0%	13	48.1%	4.3
Judicial Temperament	1	3.5%	--	0	4	14.2%	13	46.4%	10	35.7%	4.1
Diligence	1	3.7%	--	0	3	11.1%	10	37.0%	13	48.1%	4.3
Overall Rating	1	3.5%	--	0	3	10.7%	10	35.7%	14	50.0%	4.3

Note: Ratings for only those respondents who reported direct professional experience with the judge.

**Judge Philip R. Volland: Detailed Information on Responses
Peace and Probation Officers**

	Impartiality/ Fairness		Integrity		Judicial Temperament		Diligence		Overall Rating	
	Mean	N	Mean	N	Mean	N	Mean	N	Mean	N
Basis for Evaluation of Judge										
No Response	4.0	1	4.0	1	4.0	1	4.0	1	4.0	1
Direct Professional	4.2	28	4.3	27	4.1	28	4.3	27	4.3	28
Professional Reputation	3.8	14	3.9	14	3.9	14	3.8	14	3.9	14
Other Personal Contacts	--	0	--	0	--	0	--	0	--	0
Type of Work										
No Response	--	0	--	0	--	0	--	0	--	0
State Law Enforcement Officer	4.3	7	4.3	7	4.3	7	4.4	7	4.4	7
Municipal/Borough Law Enforcement Officer	4.4	12	4.6	11	4.3	12	4.5	11	4.5	12
Village Public Safety Officer (VPSO)	--	0	--	0	--	0	--	0	--	0
Probation/Parole Officer	3.8	9	4.0	9	3.8	9	3.9	9	3.9	9
Other	--	0	--	0	--	0	--	0	--	0
Years Experience										
No Response	--	0	--	0	--	0	--	0	--	0
5 Years or fewer	4.1	9	4.1	9	3.9	9	4.2	9	4.2	9
6 to 10 years	4.4	13	4.6	12	4.3	13	4.4	12	4.5	13
11 to 15 years	3.5	4	4.0	4	3.8	4	3.8	4	3.8	4
16 to 20 years	--	0	--	0	--	0	--	0	--	0
21 years or more	4.5	2	4.5	2	4.5	2	4.5	2	4.5	2
Gender										
No Response	--	0	--	0	--	0	--	0	--	0
Male	4.1	19	4.2	18	4.1	19	4.2	18	4.2	19
Female	4.4	9	4.6	9	4.2	9	4.4	9	4.6	9
Location of Practice										
No Response	--	0	--	0	--	0	--	0	--	0
First District	--	0	--	0	--	0	--	0	--	0
Second District	--	0	--	0	--	0	--	0	--	0
Third District	4.2	28	4.3	27	4.1	28	4.3	27	4.3	28
Fourth District	--	0	--	0	--	0	--	0	--	0
Outside of Alaska	--	0	--	0	--	0	--	0	--	0
Community Population										
No Response	--	0	--	0	--	0	--	0	--	0
Under 2,000	--	0	--	0	--	0	--	0	--	0
Between 2,000 and 35,000	3.0	1	3.0	1	4.0	1	4.0	1	4.0	1
Over 35,000	4.2	27	4.4	26	4.1	27	4.3	26	4.3	27

43. SUPERIOR COURT JUDGE PHILIP R. VOLLAND

C. Social Workers, Guardians ad Litem, and CASA Volunteers

Demographic Description (N=6)

		N	%
Type of Work			
	No Response	--	0
	Social Worker	5	83.3%
	Guardian ad Litem	1	16.6%
	CASA Volunteer	--	0
	Other	--	0
Length of Alaska Experience			
	No Response	--	0
	5 Years or fewer	1	16.6%
	6 to 10 years	4	66.6%
	11 to 15 years	--	0
	16 to 20 years	1	16.6%
	21 years or more	--	0
Gender			
	No Response	--	0
	Male	1	16.6%
	Female	5	83.3%
Location of Practice			
	No Response	--	0
	First District	--	0
	Second District	--	0
	Third District	6	100.0%
	Fourth District	--	0
	Outside of Alaska	--	0
Community Population			
	No Response	--	0
	Under 2,000	--	0
	Between 2,000 and 35,000	--	0
	Over 35,000	6	100.0%

**Evaluation of Judge Philip R. Volland
Social Workers, Guardians Ad Litem, and CASA volunteers**

Summary of Findings

Judge Philip R. Volland was evaluated by six Social Workers, Guardians Ad Litem, and CASA volunteers who reported having direct professional experience with the judge. The mean score on *overall evaluation* was 3.0. The highest mean score was obtained on *integrity* (3.2) and the lowest score was obtained on *diligence* (2.8). Details are present in the two tables that follow.

	Poor		Deficient		Accept		Good		Excellent		Mean
	N	%	N	%	N	%	N	%	N	%	
Impartiality/Fairness	--	0	3	50.0%	1	16.6%	1	16.6%	1	16.6%	3.0
Integrity	--	0	2	33.3%	2	33.3%	1	16.6%	1	16.6%	3.2
Judicial Temperament	--	0	2	33.3%	2	33.3%	2	33.3%	--	0	3.0
Diligence	--	0	3	50.0%	1	16.6%	2	33.3%	--	0	2.8
Overall Rating	--	0	3	50.0%	1	16.6%	1	16.6%	1	16.6%	3.0

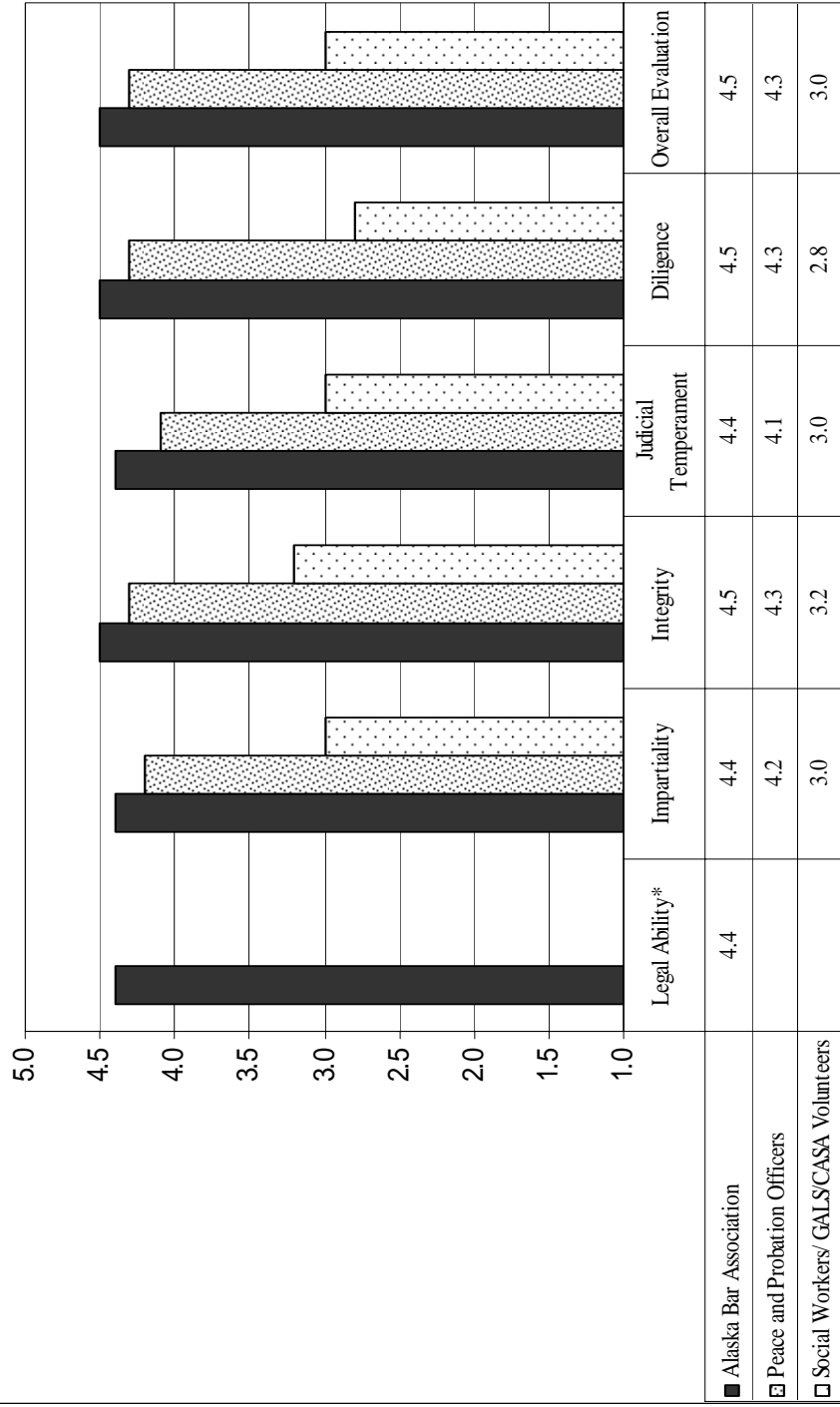
Note: Ratings for only those respondents who reported direct professional experience with the judge.

**Judge Philip R. Volland: Detail Information on Responses
Social Workers, Guardians Ad Litem, and CASA volunteers**

	Impartiality/ Fairness		Integrity		Judicial Temperament		Diligence		Overall Rating	
	Mean	N	Mean	N	Mean	N	Mean	N	Mean	N
Basis for Evaluation of Judge										
No Response	3.7	3	3.7	3	3.7	3	3.3	3	3.3	3
Direct Professional	3.0	6	3.2	6	3.0	6	2.8	6	3.0	6
Professional Reputation	--	0	--	0	--	0	--	0	--	0
Other Personal Contacts	--	0	--	0	--	0	--	0	--	0
Type of Work										
No Response	--	0	--	0	--	0	--	0	--	0
Social Worker	2.6	5	2.8	5	2.8	5	2.6	5	2.6	5
Guardian ad Litem	5.0	1	5.0	1	4.0	1	4.0	1	5.0	1
CASA Volunteer	--	0	--	0	--	0	--	0	--	0
Other	--	0	--	0	--	0	--	0	--	0
Years Experience										
No Response	--	0	--	0	--	0	--	0	--	0
5 Years or fewer	2.0	1	2.0	1	3.0	1	2.0	1	2.0	1
6 to 10 years	2.8	4	3.0	4	2.8	4	2.8	4	2.8	4
11 to 15 years	--	0	--	0	--	0	--	0	--	0
16 to 20 years	5.0	1	5.0	1	4.0	1	4.0	1	5.0	1
21 years or more	--	0	--	0	--	0	--	0	--	0
Gender										
No Response	--	0	--	0	--	0	--	0	--	0
Male	3.0	1	3.0	1	3.0	1	3.0	1	3.0	1
Female	3.0	5	3.2	5	3.0	5	2.8	5	3.0	5
Location of Practice										
No Response	--	0	--	0	--	0	--	0	--	0
First District	--	0	--	0	--	0	--	0	--	0
Second District	--	0	--	0	--	0	--	0	--	0
Third District	3.0	6	3.2	6	3.0	6	2.8	6	3.0	6
Fourth District	--	0	--	0	--	0	--	0	--	0
Outside of Alaska	--	0	--	0	--	0	--	0	--	0
Community Population										
No Response	--	0	--	0	--	0	--	0	--	0
Under 2,000	--	0	--	0	--	0	--	0	--	0
Between 2,000 and 35,000	--	0	--	0	--	0	--	0	--	0
Over 35,000	3.0	6	3.2	6	3.0	6	2.8	6	3.0	6

Superior Court Judge Philip R. Volland

Average Ratings from All Groups Surveyed



*Legal Ability items are only completed by Alaska Bar Association members.

43. SUPERIOR COURT JUDGE LARRY WEEKS

A. Alaska Bar Association

Demographic Description (N=474)

	N	%
Type of Practice		
No Response	10	2.1%
Private, Solo	97	20.4%
Private, 2-5 Attorneys	82	17.2%
Private, 6+ Attorneys	69	14.5%
Private, Corporate Employee	11	2.3%
State Judge or Judicial Officer	57	12.0%
Government	110	23.2%
Public Service Agency or Organization (not govt)	14	2.9%
Other	24	5.0%
Length of Alaska Practice		
No Response	10	2.1%
5 Years or fewer	35	7.3%
6 to 10 years	22	4.6%
11 to 15 years	43	9.0%
16 to 20 years	62	13.0%
21 years or more	302	63.7%
Gender		
No Response	10	2.1%
Male	327	68.9%
Female	137	28.9%
Cases Handled		
No Response	9	1.8%
Prosecution	21	4.4%
Mainly Criminal	28	5.9%
Mixed Criminal & Civil	123	25.9%
Mainly Civil	268	56.5%
Other	25	5.2%
Location of Practice		
No Response	10	2.1%
First District	137	28.9%
Second District	9	1.8%
Third District	280	59.0%
Fourth District	28	5.9%
Outside of Alaska	10	2.1%

**Evaluation of Judge Larry Weeks
Alaska Bar Association**

Summary of Findings:

Judge Larry Weeks was evaluated by 346 Alaska Bar Association members who reported having direct professional experience with the judge. The mean score on *overall evaluation* was 4.5. The highest mean score was obtained on *integrity* (4.7) and the lowest scores were obtained on *legal ability* (4.4) and *impartiality/fairness* (4.4). Details are present in the two tables that follow.

	Poor		Deficient		Accept		Good		Excellent		Mean
	N	%	N	%	N	%	N	%	N	%	
Legal Ability	--	0.0%	11	3.1%	29	8.4%	115	33.3%	190	55.0%	4.4
Impartiality/Fairness	3	0.8%	14	4.0%	26	7.5%	95	27.6%	206	59.8%	4.4
Integrity	1	0.2%	3	0.8%	17	4.9%	57	16.6%	265	77.2%	4.7
Judicial Temperament	5	1.4%	7	2.0%	28	8.1%	81	23.6%	221	64.6%	4.5
Diligence	2	0.5%	5	1.4%	18	5.3%	97	28.9%	213	63.5%	4.5
Overall Rating	2	0.5%	13	3.7%	19	5.4%	92	26.5%	220	63.5%	4.5

Note: Ratings for only those respondents who reported direct professional experience with the judge.

**Judge Larry Weeks: Detail Information on Responses
Alaska Bar Association Members**

	Legal Ability		Impartiality/ Fairness		Integrity		Judicial Temperament		Diligence		Overall Rating	
	Mean	N	Mean	N	Mean	N	Mean	N	Mean	N	Mean	N
Basis for Evaluation of Judge												
No Response	4.6	10	4.8	10	4.8	10	4.8	10	4.8	10	4.8	10
Direct Professional	4.4	345	4.4	344	4.7	343	4.5	342	4.5	335	4.5	346
Professional Reputation	4.3	105	4.4	102	4.6	103	4.4	101	4.4	98	4.5	106
Other Personal Contacts	4.5	10	4.5	11	4.6	11	4.5	11	4.6	10	4.5	11
Type of Practice												
No Response	4.8	8	4.6	8	4.9	8	4.3	8	4.6	8	4.8	8
Private, Solo	4.4	75	4.3	73	4.6	73	4.3	73	4.4	72	4.4	74
Private, 2-5 Attorneys	4.4	62	4.4	62	4.8	63	4.6	62	4.6	61	4.5	63
Private, 6+ Attorneys	4.1	52	4.2	52	4.5	52	4.3	52	4.4	52	4.2	52
Private, Corporate Employee	4.7	7	4.7	7	4.7	7	4.7	6	4.7	7	4.7	7
State Judge or Judicial Officer	4.8	40	4.8	41	5.0	41	4.9	40	4.9	38	4.9	41
Government	4.4	82	4.4	82	4.7	80	4.4	82	4.5	78	4.4	82
Public Service Agency or Organization (not govt)	4.4	8	4.9	8	4.9	8	5.0	8	4.8	8	4.8	8
Other	4.5	11	4.4	11	4.6	11	4.5	11	4.5	11	4.5	11
Years Experience												
No Response	4.8	6	4.7	6	5.0	6	4.2	6	4.7	6	4.8	6
5 Years or fewer	4.5	22	4.4	21	4.8	22	4.5	22	4.6	18	4.5	21
6 to 10 years	4.6	14	4.4	15	4.9	15	4.6	16	4.9	14	4.7	16
11 to 15 years	4.1	33	4.3	32	4.7	31	4.5	31	4.5	31	4.3	32
16 to 20 years	4.2	42	4.3	42	4.5	42	4.3	41	4.2	41	4.2	42
21 years or more	4.4	228	4.5	228	4.7	227	4.5	226	4.6	225	4.5	229
Gender												
No Response	4.6	8	4.5	8	4.8	8	4.1	8	4.5	8	4.6	8
Male	4.4	236	4.4	234	4.7	234	4.5	232	4.6	229	4.5	236
Female	4.5	101	4.4	102	4.7	101	4.5	102	4.5	98	4.5	102
Majority of Practice Consists of												
No Response	4.8	6	4.7	6	5.0	6	4.2	6	4.7	6	4.8	6
Prosecution	4.6	17	4.8	17	4.9	16	4.6	17	4.8	17	4.8	17
Mainly Criminal	4.4	19	3.9	18	4.6	19	4.2	18	4.4	17	4.2	19
Mixed Criminal & Civil	4.5	93	4.6	94	4.8	94	4.5	93	4.6	89	4.6	93
Mainly Civil	4.3	194	4.3	193	4.7	192	4.5	192	4.5	191	4.4	195
Other	4.5	16	4.4	16	4.6	16	4.4	16	4.5	15	4.6	16
Location of Practice												
No Response	4.7	7	4.6	7	4.9	7	4.1	7	4.6	7	4.7	7
First District	4.4	116	4.4	115	4.8	115	4.5	115	4.6	110	4.5	115
Second District	4.4	5	4.2	5	4.6	5	4.3	4	4.3	3	4.6	5
Third District	4.4	190	4.4	190	4.6	189	4.5	190	4.5	188	4.4	192
Fourth District	4.6	18	4.6	18	4.7	18	4.6	18	4.6	18	4.7	18
Outside of Alaska	4.2	9	4.2	9	4.4	9	4.0	8	4.3	9	4.3	9

Note: Ratings for only those respondents who reported direct professional experience with the judge.

43. SUPERIOR COURT JUDGE LARRY WEEKS

B. Peace and Probation Officers

Demographic Description (N=70)

		N	%
Type of Work			
	No Response	1	1.4%
	State Law Enforcement Officer	17	24.2%
	Municipal/Borough Law Enforcement Officer	34	48.5%
	Village Public Safety Officer (VPSO)	1	1.4%
	Probation/Parole Officer	16	22.8%
	Other	1	1.4%
Length of Alaska Experience			
	No Response	--	0.0%
	5 Years or fewer	13	18.5%
	6 to 10 years	21	30.0%
	11 to 15 years	15	21.4%
	16 to 20 years	15	21.4%
	21 years or more	6	8.5%
Gender			
	No Response	--	0.0%
	Male	57	81.4%
	Female	13	18.5%
Location of Practice			
	No Response	--	0.0%
	First District	46	65.7%
	Second District	--	0.0%
	Third District	21	30.0%
	Fourth District	3	4.2%
	Outside of Alaska	--	0.0%
Community Population			
	No Response	--	0.0%
	Under 2,000	10	14.2%
	Between 2,000 and 35,000	41	58.5%
	Over 35,000	19	27.1%

**Evaluation of Judge Larry Weeks
Peace and Probation Officers**

Summary of Findings:

Judge Larry Weeks was evaluated by 51 Police and Probation Officers who reported having direct professional experience with the judge. The mean score on *overall evaluation* was 4.5. The highest mean score was obtained on *integrity* (4.6) and the lowest score was obtained on *judicial temperament* (4.3). Details are present in the two tables that follow.

	Poor		Deficient		Accept		Good		Excellent		Mean
	N	%	N	%	N	%	N	%	N	%	
Impartiality/Fairness	--	0.0%	1	1.9%	5	9.8%	15	29.4%	30	58.8%	4.5
Integrity	--	0.0%	--	0.0%	5	10.0%	11	22.0%	34	68.0%	4.6
Judicial Temperament	1	2.0%	1	2.0%	4	8.0%	21	42.0%	23	46.0%	4.3
Diligence	--	0.0%	--	0.0%	4	8.1%	15	30.6%	30	61.2%	4.5
Overall Rating	--	0.0%	2	3.9%	2	3.9%	16	31.3%	31	60.7%	4.5

Note: Ratings for only those respondents who reported direct professional experience with the judge.

Judge Larry Weeks: Detailed Information on Responses Peace and Probation Officers

	Impartiality/ Fairness		Integrity		Judicial Temperament		Diligence		Overall Rating	
	Mean	N	Mean	N	Mean	N	Mean	N	Mean	N
Basis for Evaluation of Judge										
No Response	4.6	8	4.8	8	4.6	8	4.6	8	4.8	8
Direct Professional	4.5	51	4.6	50	4.3	50	4.5	49	4.5	51
Professional Reputation	3.8	15	3.9	15	3.9	15	3.9	15	3.9	15
Other Personal Contacts	--	0	--	0	--	0	--	0	--	0
Type of Work										
No Response	5.0	1	5.0	1	5.0	1	5.0	1	5.0	1
State Law Enforcement Officer	4.2	13	4.4	13	4.0	13	4.3	12	4.2	13
Municipal/Borough Law Enforcement Officer	4.7	26	4.7	25	4.4	25	4.6	25	4.7	26
Village Public Safety Officer (VPSO)	3.0	1	5.0	1	3.0	1	5.0	1	5.0	1
Probation/Parole Officer	4.2	9	4.3	9	4.3	9	4.3	9	4.3	9
Other	5.0	1	5.0	1	5.0	1	5.0	1	5.0	1
Years Experience										
No Response	--	0	--	0	--	0	--	0	--	0
5 Years or fewer	4.3	9	4.7	9	4.4	9	4.7	9	4.7	9
6 to 10 years	4.7	15	4.7	14	4.4	14	4.5	14	4.7	15
11 to 15 years	4.4	13	4.5	13	4.3	13	4.4	13	4.4	13
16 to 20 years	4.8	11	4.8	11	4.6	11	4.9	11	4.8	11
21 years or more	2.7	3	3.0	3	2.0	3	3.0	2	2.3	3
Gender										
No Response	--	0	--	0	--	0	--	0	--	0
Male	4.5	43	4.6	42	4.3	42	4.6	41	4.5	43
Female	4.4	8	4.4	8	4.1	8	4.3	8	4.4	8
Location of Work										
No Response	--	0	--	0	--	0	--	0	--	0
First District	4.5	39	4.6	38	4.4	38	4.5	38	4.6	39
Second District	--	0	--	0	--	0	--	0	--	0
Third District	4.3	10	4.5	10	4.0	10	4.6	9	4.2	10
Fourth District	3.5	2	4.5	2	3.5	2	4.5	2	4.5	2
Outside of Alaska	--	0	--	0	--	0	--	0	--	0
Community Population										
No Response	--	0	--	0	--	0	--	0	--	0
Under 2,000	4.3	8	4.8	8	4.4	8	4.8	8	4.8	8
Between 2,000 and 35,000	4.6	33	4.7	32	4.4	32	4.6	32	4.6	33
Over 35,000	4.0	10	4.1	10	3.8	10	4.1	9	3.9	10

Note: Ratings for only those respondents who reported direct professional experience with the judge.

43. SUPERIOR COURT JUDGE LARRY WEEKS

C. Social Workers, Guardians ad Litem and CASA volunteers

Demographic Description (N=15)

		N	%
Type of Work			
	No Response	--	0
	Social Worker	2	13.3%
	Guardian ad Litem	5	33.3%
	CASA Volunteer	7	46.6%
	Other	1	6.6%
Length of Alaska Experience			
	No Response	1	6.6%
	5 Years or fewer	6	40.0%
	6 to 10 years	2	13.3%
	11 to 15 years	4	26.6%
	16 to 20 years	2	13.3%
	21 years or more	--	0.0%
Gender			
	No Response	--	0.0%
	Male	2	13.3%
	Female	13	86.6%
Location of Practice			
	No Response	--	0.0%
	First District	14	93.3%
	Second District	--	0.0%
	Third District	1	6.6%
	Fourth District	--	0.0%
	Outside of Alaska	--	0.0%
Community Population			
	No Response	--	0.0%
	Under 2,000	--	0.0%
	Between 2,000 and 35,000	14	93.3%
	Over 35,000	1	6.6%

**Evaluation of Judge Larry Weeks
Social Workers, Guardians ad Litem, and CASA volunteers**

Summary of Findings:

Judge Larry Weeks was evaluated by 12 Social Workers, Guardians ad Litem, and CASA volunteers who reported having direct professional experience with the judge. The mean score on *overall evaluation* was 5.0. The highest mean score was obtained on *integrity* (5.0) and the lowest score was obtained on *diligence* (4.8). Details are present in the two tables that follow.

	Poor		Deficient		Accept		Good		Excellent		Mean
	N	%	N	%	N	%	N	%	N	%	
Impartiality/Fairness	--	0	--	0	--	0	1	8.3%	11	91.6%	4.9
Integrity	--	0	--	0	--	0	--	0.0%	11	100.0%	5.0
Judicial Temperament	--	0	--	0	--	0	1	8.3%	11	91.6%	4.9
Diligence	--	0	--	0	--	0	2	18.1%	9	81.8%	4.8
Overall Rating	--	0	--	0	--	0	--	0.0%	12	100.0%	5.0

Note: Ratings for only those respondents who reported direct professional experience with the judge.

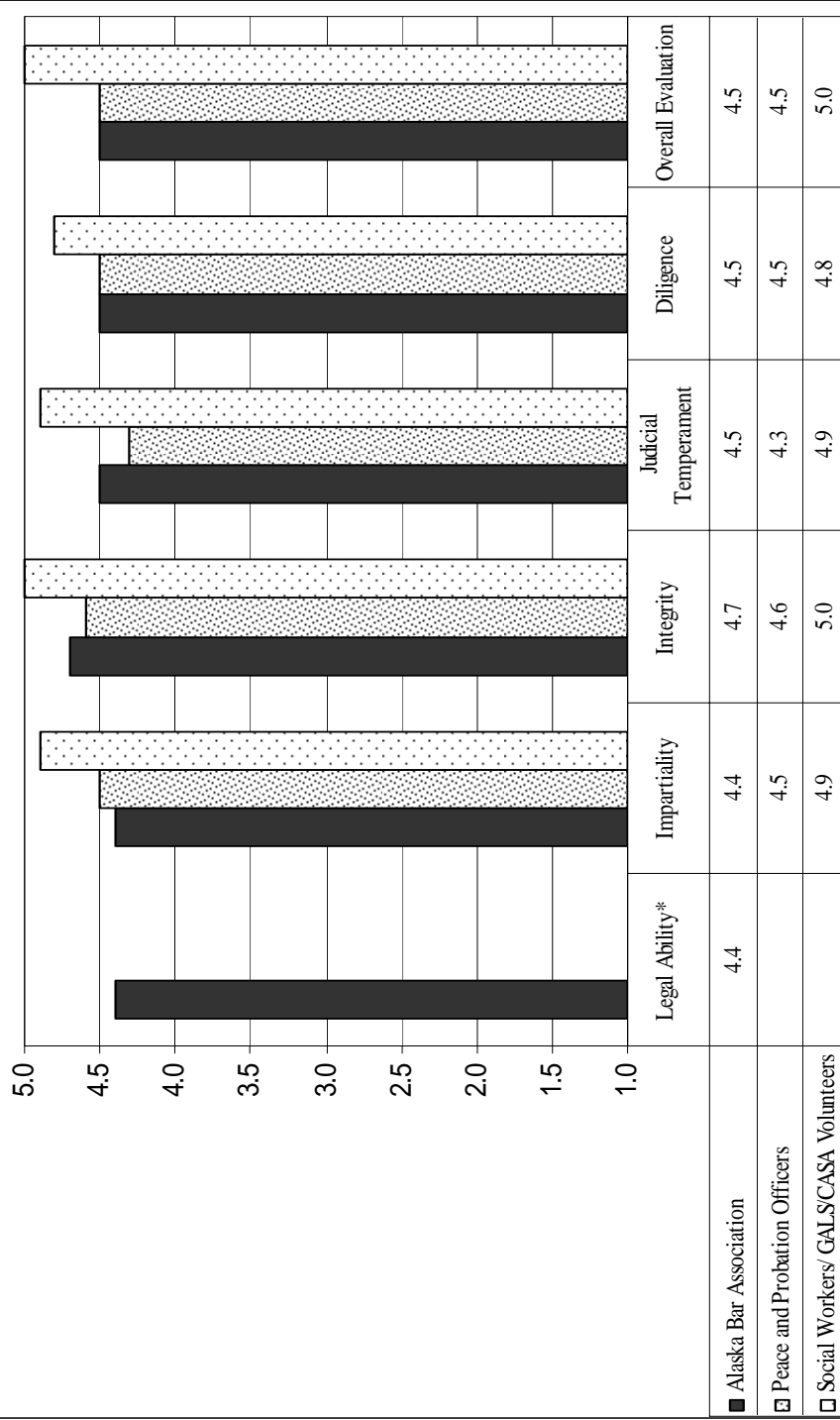
**Judge Larry Weeks: Detailed Information on Responses
Social Workers, Guardians ad Litem, and CASA volunteers**

	Impartiality/ Fairness		Integrity		Judicial Temperament		Diligence		Overall Rating	
	Mean	N	Mean	N	Mean	N	Mean	N	Mean	N
Basis for Evaluation of Judge										
No Response	5.0	1	5.0	1	5.0	1	5.0	1	5.0	1
Direct Professional	4.9	12	5.0	11	4.9	12	4.8	11	5.0	12
Professional Reputation	4.0	1	4.0	1	4.0	1	4.0	1	4.0	1
Other Personal Contacts	--	0	--	0	--	0	2.0	1	--	0
Type of Work										
No Response	--	0	--	0	--	0	--	0	--	0
Social Worker	--	0	--	0	--	0	--	0	--	0
Guardian ad Litem	5.0	5	5.0	5	5.0	5	4.8	5	5.0	5
CASA Volunteer	4.8	6	5.0	5	5.0	6	5.0	5	5.0	6
Other	5.0	1	5.0	1	4.0	1	4.0	1	5.0	1
Years Experience										
No Response	4.0	1	5.0	1	5.0	1	--	0	5.0	1
5 Years or fewer	5.0	5	5.0	4	5.0	5	5.0	5	5.0	5
6 to 10 years	5.0	2	5.0	2	5.0	2	5.0	2	5.0	2
11 to 15 years	5.0	3	5.0	3	5.0	3	4.7	3	5.0	3
16 to 20 years	5.0	1	5.0	1	4.0	1	4.0	1	5.0	1
21 years or more	--	0	--	0	--	0	--	0	--	0
Gender										
No Response	--	0	--	0	--	0	--	0	--	0
Male	5.0	2	5.0	2	4.5	2	4.5	2	5.0	2
Female	4.9	10	5.0	9	5.0	10	4.9	9	5.0	10
Location of Work										
No Response	--	0	--	0	--	0	--	0	--	0
First District	4.9	12	5.0	11	4.9	12	4.8	11	5.0	12
Second District	--	0	--	0	--	0	--	0	--	0
Third District	--	0	--	0	--	0	--	0	--	0
Fourth District	--	0	--	0	--	0	--	0	--	0
Outside of Alaska	--	0	--	0	--	0	--	0	--	0
Community Population										
No Response	--	0	--	0	--	0	--	0	--	0
Under 2,000	--	0	--	0	--	0	--	0	--	0
Between 2,000 and 35,000	4.9	12	5.0	11	4.9	12	4.8	11	5.0	12
Over 35,000	--	0	--	0	--	0	--	0	--	0

Note: Ratings for only those respondents who reported direct professional experience with the judge.

Superior Court Judge Larry Weeks

Average Ratings from All Groups Surveyed



*Legal Ability items are only completed by Alaska Bar Association members.

44. SUPERIOR COURT JUDGE MICHAEL L. WOLVERTON

A. Alaska Bar Association

Demographic Description (N=452)

	N	%
Type of Practice		
No Response	6	1.3%
Private, Solo	109	24.1%
Private, 2-5 Attorneys	70	15.4%
Private, 6+ Attorneys	71	15.7%
Private, Corporate Employee	12	2.6%
State Judge or Judicial Officer	45	9.9%
Government	114	25.2%
Public Service Agency or Organization (not govt)	10	2.2%
Other	15	3.3%
Length of Alaska Practice		
No Response	7	1.5%
5 Years or fewer	34	7.5%
6 to 10 years	39	8.6%
11 to 15 years	54	11.9%
16 to 20 years	65	14.3%
21 years or more	253	55.9%
Gender		
No Response	9	1.9%
Male	300	66.3%
Female	143	31.6%
Cases Handled		
No Response	7	1.5%
Prosecution	38	8.4%
Mainly Criminal	40	8.8%
Mixed Criminal & Civil	112	24.7%
Mainly Civil	236	52.2%
Other	19	4.2%
Location of Practice		
No Response	7	1.5%
First District	21	4.6%
Second District	4	0.8%
Third District	390	86.2%
Fourth District	21	4.6%
Outside of Alaska	9	1.9%

**Evaluation of Judge Michael L. Wolverton:
Alaska Bar Association Members**

Summary of Findings

Judge Michael L. Wolverton was evaluated by 376 Alaska Bar Association members who reported having direct professional experience with the judge. The mean score on *overall evaluation* was 4.2. The highest mean score was obtained on *integrity* (4.4) and the lowest scores were obtained on *legal ability* (4.0) and *diligence* (4.0). Details are present in the two tables that follow.

	Poor		Deficient		Accept		Good		Excellent		Mean
	N	%	N	%	N	%	N	%	N	%	
Legal Ability	4	1.0%	14	3.7%	68	18.0%	165	43.8%	125	33.2%	4.0
Impartiality/Fairness	7	1.8%	18	4.8%	52	13.8%	112	29.8%	186	49.6%	4.2
Integrity	5	1.3%	3	0.8%	45	12.0%	99	26.4%	223	59.4%	4.4
Judicial Temperament	8	2.1%	7	1.8%	53	14.1%	110	29.3%	197	52.5%	4.3
Diligence	14	3.7%	23	6.1%	61	16.3%	131	35.2%	143	38.4%	4.0
Overall Rating	8	2.1%	13	3.4%	58	15.5%	127	34.0%	167	44.7%	4.2

Note: Ratings for only those respondents who reported direct professional experience with the judge.

**Judge Michael L. Wolverton: Detailed Information Responses
Alaska Bar Association Members**

	Legal Ability		Impartiality/ Fairness		Integrity		Judicial Temperament		Diligence		Overall Rating	
	Mean	N	Mean	N	Mean	N	Mean	N	Mean	N	Mean	N
Basis for Evaluation of Judge												
No Response	4.3	8	4.3	8	4.3	8	4.3	8	4.1	7	4.3	8
Direct Professional	4.0	376	4.2	375	4.4	375	4.3	375	4.0	372	4.2	373
Professional Reputation	4.1	65	4.2	65	4.3	64	4.2	64	4.1	64	4.1	66
Other Personal Contacts	3.8	6	4.4	8	4.5	8	4.4	8	4.0	7	4.3	8
Type of Practice												
No Response	2.8	4	2.5	4	3.0	4	2.5	4	2.8	4	2.5	4
Private, Solo	4.2	96	4.4	95	4.6	96	4.4	95	4.1	96	4.3	96
Private, 2-5 Attorneys	3.8	60	4.1	60	4.2	60	4.1	59	3.8	59	4.1	60
Private, 6+ Attorneys	4.2	60	4.5	60	4.7	60	4.5	61	4.3	60	4.4	60
Private, Corporate Employee	4.3	10	4.2	10	4.2	10	4.4	10	4.2	9	4.3	10
State Judge or Judicial Officer	4.3	37	4.6	37	4.8	37	4.7	37	4.4	37	4.5	36
Government	3.9	94	3.8	94	4.2	93	4.1	94	3.6	93	3.8	92
Public Service Agency or Organization (not govt)	4.4	5	4.2	5	4.2	5	4.2	5	4.0	5	4.4	5
Other	4.0	10	4.4	10	4.4	10	4.3	10	3.7	9	4.3	10
Years Experience												
No Response	3.0	5	2.6	5	3.0	5	2.6	5	2.8	5	2.6	5
5 Years or fewer	4.0	26	4.1	26	4.5	26	4.1	27	3.8	26	4.2	26
6 to 10 years	4.1	33	4.2	33	4.3	33	4.4	33	4.1	33	4.3	33
11 to 15 years	4.1	47	4.1	47	4.4	46	4.3	47	4.1	46	4.1	46
16 to 20 years	3.9	57	4.0	57	4.2	57	4.1	57	3.7	55	3.9	56
21 years or more	4.1	208	4.3	207	4.5	208	4.4	206	4.1	207	4.3	207
Gender												
No Response	3.2	6	3.2	6	3.5	6	3.2	6	3.2	6	3.2	6
Male	4.0	255	4.2	254	4.4	255	4.3	256	4.0	254	4.1	255
Female	4.2	115	4.3	115	4.5	114	4.3	113	4.0	112	4.3	112
Majority of Practice Consists of												
No Response	2.8	4	2.5	4	3.0	4	2.5	4	2.8	4	2.5	4
Prosecution	3.8	33	3.5	33	4.2	33	3.9	33	3.6	33	3.7	33
Mainly Criminal	4.1	33	4.3	33	4.5	33	4.3	34	3.9	32	4.2	32
Mixed Criminal & Civil	4.2	96	4.5	96	4.6	96	4.5	96	4.3	96	4.4	95
Mainly Civil	4.0	195	4.3	194	4.4	194	4.3	193	4.0	193	4.2	194
Other	3.9	15	3.9	15	4.1	15	3.9	15	3.4	14	3.8	15
Location of Practice												
No Response	2.8	4	2.5	4	3.0	4	2.5	4	2.8	4	2.5	4
First District	3.9	15	4.2	15	4.5	15	4.2	15	3.9	15	4.1	14
Second District	4.0	2	3.5	2	4.0	2	4.0	2	4.5	2	4.0	2
Third District	4.0	336	4.2	335	4.4	335	4.3	335	4.0	332	4.2	334
Fourth District	4.2	12	4.3	12	4.3	12	4.2	12	4.1	12	4.2	12
Outside of Alaska	5.0	7	5.0	7	5.0	7	4.9	7	4.9	7	5.0	7

Note: Ratings for only those respondents who reported direct professional experience with the judge.

44. SUPERIOR COURT JUDGE MICHAEL L. WOLVERTON

B. Peace and Probation Officers

Demographic Description (N=77)

	N	%
Type of Work		
No Response	--	0
State Law Enforcement Officer	17	22.0%
Municipal/Borough Law Enforcement Officer	32	41.5%
Village Public Safety Officer (VPSO)	--	0
Probation/Parole Officer	27	35.0%
Other	1	1.2%
Length of Alaska Experience		
No Response	--	0
5 Years or fewer	15	19.4%
6 to 10 years	15	19.4%
11 to 15 years	19	24.6%
16 to 20 years	9	11.6%
21 years or more	19	24.6%
Gender		
No Response	--	0
Male	57	74.0%
Female	20	25.9%
Location of Practice		
No Response	--	0
First District	2	2.5%
Second District	1	1.2%
Third District	73	94.8%
Fourth District	1	1.2%
Outside of Alaska	--	0
Community Population		
No Response	--	0
Under 2,000	--	0
Between 2,000 and 35,000	10	12.9%
Over 35,000	67	87.0%

**Evaluation of Judge Michael L. Wolverton
Peace and Probation Officers**

Summary of Findings

Judge Michael L. Wolverton was evaluated by 57 Peace and Probation Officers who reported having direct professional experience with the judge. The mean score on *overall evaluation* was 3.6. The highest mean score was obtained on *integrity* (3.9) and the lowest scores were obtained on *impartiality/fairness* (3.6), *judicial temperament* (3.6) and *diligence* (3.6). Details are present in the two tables that follow.

	Poor		Deficient		Accept		Good		Excellent		Mean
	N	%	N	%	N	%	N	%	N	%	
Impartiality/Fairness	3	5.2%	8	14.0%	13	22.8%	17	29.8%	16	28.0%	3.6
Integrity	1	1.8%	4	7.4%	15	27.7%	16	29.6%	18	33.3%	3.9
Judicial Temperament	4	7.0%	7	12.2%	13	22.8%	19	33.3%	14	24.5%	3.6
Diligence	2	3.6%	7	12.7%	14	25.4%	19	34.5%	13	23.6%	3.6
Overall Rating	2	3.5%	9	15.7%	12	21.0%	20	35.0%	14	24.5%	3.6

Note: Ratings for only those respondents who reported direct professional experience with the judge.

Judge Michael L. Wolverton: Detailed Information on Responses Peace and Probation Officers

	Impartiality/ Fairness		Integrity		Judicial Temperament		Diligence		Overall Rating	
	Mean	N	Mean	N	Mean	N	Mean	N	Mean	N
Basis for Evaluation of Judge										
No Response	4.2	5	4.4	5	4.2	5	4.4	5	4.4	5
Direct Professional	3.6	57	3.9	54	3.6	57	3.6	55	3.6	57
Professional Reputation	3.7	19	3.9	19	4.0	17	3.8	18	3.8	19
Other Personal Contacts	--	0	--	0	--	0	--	0	--	0
Type of Work										
No Response	--	0	--	0	--	0	--	0	--	0
State Law Enforcement Officer	3.4	15	3.9	14	3.5	15	3.4	15	3.3	15
Municipal/Borough Law Enforcement Officer	3.5	23	3.8	21	3.6	23	3.7	21	3.6	23
Village Public Safety Officer (VPSO)	--	0	--	0	--	0	--	0	--	0
Probation/Parole Officer	3.8	18	3.9	18	3.6	18	3.7	18	3.8	18
Other	5.0	1	5.0	1	5.0	1	5.0	1	5.0	1
Years Experience										
No Response	--	0	--	0	--	0	--	0	--	0
5 Years or fewer	4.2	13	4.3	12	3.9	13	4.0	12	4.2	13
6 to 10 years	3.5	13	3.5	12	3.5	13	3.4	12	3.5	13
11 to 15 years	3.3	11	4.0	10	3.2	11	3.5	11	3.3	11
16 to 20 years	3.7	7	4.0	7	3.9	7	4.0	7	3.7	7
21 years or more	3.3	13	3.6	13	3.5	13	3.3	13	3.4	13
Gender										
No Response	--	0	--	0	--	0	--	0	--	0
Male	3.5	40	3.7	37	3.4	40	3.4	38	3.5	40
Female	4.0	17	4.2	17	4.1	17	4.1	17	4.0	17
Location of Practice										
No Response	--	0	--	0	--	0	--	0	--	0
First District	--	0	--	0	--	0	--	0	--	0
Second District	1.0	1	--	0	1.0	1	1.0	1	1.0	1
Third District	3.6	55	3.8	53	3.6	55	3.6	53	3.6	55
Fourth District	5.0	1	5.0	1	5.0	1	5.0	1	5.0	1
Outside of Alaska	--	0	--	0	--	0	--	0	--	0
Community Population										
No Response	--	0	--	0	--	0	--	0	--	0
Under 2,000	--	0	--	0	--	0	--	0	--	0
Between 2,000 and 35,000	3.8	5	4.4	5	3.6	5	3.6	5	3.8	5
Over 35,000	3.6	52	3.8	49	3.6	52	3.6	50	3.6	52

Note: Ratings for only those respondents who reported direct professional experience with the judge.

44. SUPERIOR COURT JUDGE MICHAEL L. WOLVERTON

C. Social Workers, Guardians ad Litem, and CASA Volunteers

Demographic Description (N=3)

		N	%
Type of Work			
	No Response	--	0
	Social Worker	1	33.3%
	Guardian ad Litem	2	66.6%
	CASA Volunteer	--	0
	Other	--	0
Length of Alaska Experience			
	No Response	--	0
	5 Years or fewer	--	0
	6 to 10 years	1	33.3%
	11 to 15 years	--	0
	16 to 20 years	2	66.6%
	21 years or more	--	0
Gender			
	No Response	--	0
	Male	1	33.3%
	Female	2	66.6%
Location of Practice			
	No Response	--	0
	First District	--	0
	Second District	--	0
	Third District	3	100.0%
	Fourth District	--	0
	Outside of Alaska	--	0
Community Population			
	No Response	--	0
	Under 2,000	--	0
	Between 2,000 and 35,000	--	0
	Over 35,000	3	100.0%

**Evaluation of Judge Michael L. Wolverton
Social Workers, Guardians Ad Litem, and CASA Volunteers**

Summary of Findings

Judge Michael L. Wolverton was evaluated by two Social Workers, Guardians Ad Litem, and CASA volunteers who reported having direct professional experience with the judge. The mean score on *overall evaluation* was 4.0. The highest mean scores were obtained on *impartiality/fairness* (4.0), *integrity* (4.0) and *diligence* (4.0) and the lowest score was obtained on *judicial temperament* (3.5). Details are present in the two tables that follow.

	Poor		Deficient		Accept		Good		Excellent		Mean
	N	%	N	%	N	%	N	%	N	%	
Impartiality/Fairness	--	0	--	0	1	50.0%	--	0	1	50.0%	4.0
Integrity	--	0	--	0	1	50.0%	--	0	1	50.0%	4.0
Judicial Temperament	--	0	--	0	1	50.0%	1	50.0%	--	0	3.5
Diligence	--	0	--	0	1	50.0%	--	0	1	50.0%	4.0
Overall Rating	--	0	--	0	1	50.0%	--	0	1	50.0%	4.0

Note: Ratings for only those respondents who reported direct professional experience with the judge.

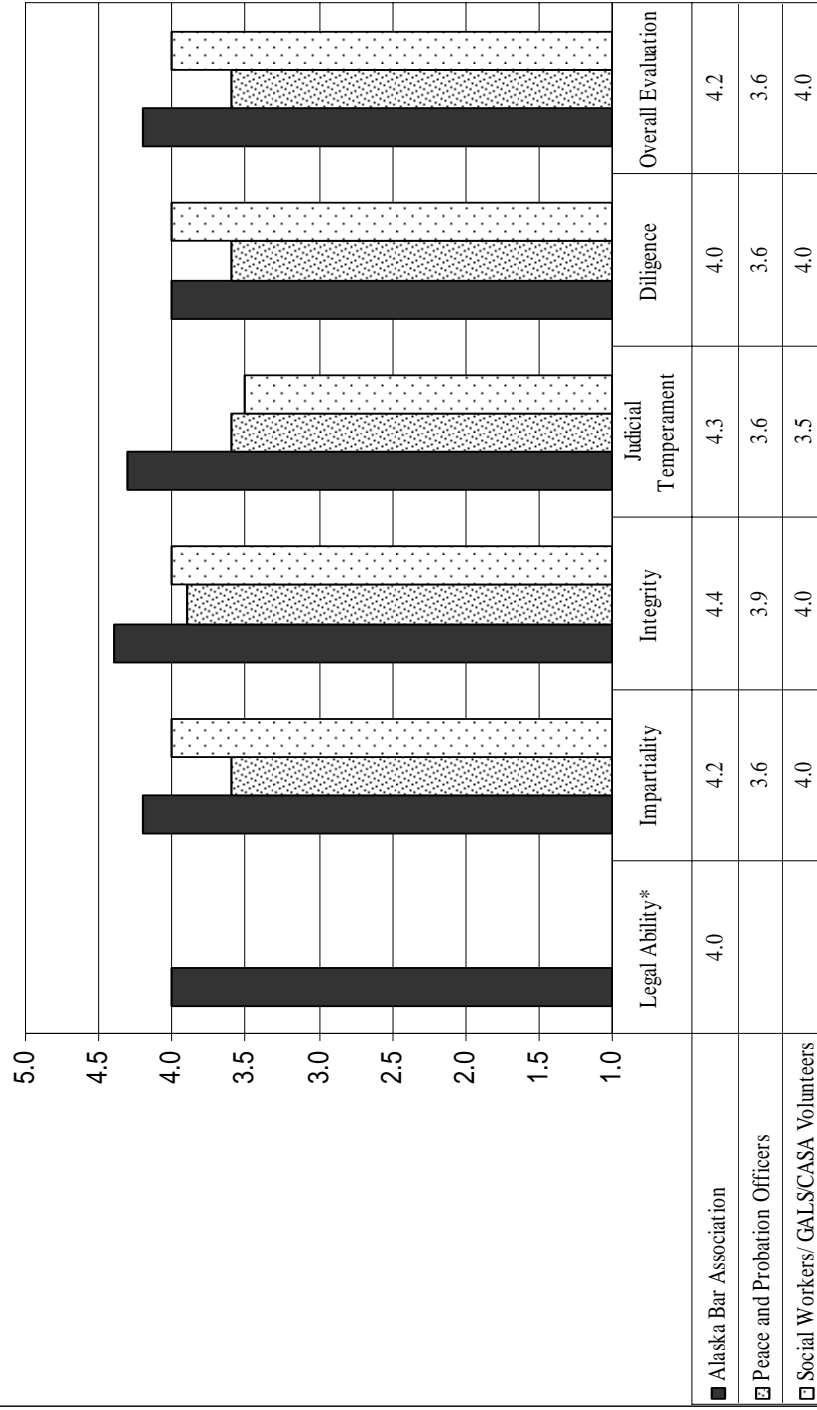
**Judge Michael L. Wolverton: Detail Information on Responses
Social Workers, Guardians Ad Litem, and CASA Volunteers**

	Impartiality/ Fairness		Integrity		Judicial Temperament		Diligence		Overall Rating	
	Mean	N	Mean	N	Mean	N	Mean	N	Mean	N
Basis for Evaluation of Judge										
No Response	4.5	2	4.5	2	4.5	2	4.5	2	4.5	2
Direct Professional	4.0	2	4.0	2	3.5	2	4.0	2	4.0	2
Professional Reputation	5.0	1	5.0	1	4.0	1	4.0	1	5.0	1
Other Personal Contacts	--	0	--	0	--	0	--	0	--	0
Type of Work										
No Response	--	0	--	0	--	0	--	0	--	0
Social Worker	3.0	1	3.0	1	3.0	1	3.0	1	3.0	1
Guardian ad Litem	5.0	1	5.0	1	4.0	1	5.0	1	5.0	1
CASA Volunteer	--	0	--	0	--	0	--	0	--	0
Other	--	0	--	0	--	0	--	0	--	0
Years Experience										
No Response	--	0	--	0	--	0	--	0	--	0
5 Years or fewer	--	0	--	0	--	0	--	0	--	0
6 to 10 years	3.0	1	3.0	1	3.0	1	3.0	1	3.0	1
11 to 15 years	--	0	--	0	--	0	--	0	--	0
16 to 20 years	5.0	1	5.0	1	4.0	1	5.0	1	5.0	1
21 years or more	--	0	--	0	--	0	--	0	--	0
Gender										
No Response	--	0	--	0	--	0	--	0	--	0
Male	3.0	1	3.0	1	3.0	1	3.0	1	3.0	1
Female	5.0	1	5.0	1	4.0	1	5.0	1	5.0	1
Location of Practice										
No Response	--	0	--	0	--	0	--	0	--	0
First District	--	0	--	0	--	0	--	0	--	0
Second District	--	0	--	0	--	0	--	0	--	0
Third District	4.0	2	4.0	2	3.5	2	4.0	2	4.0	2
Fourth District	--	0	--	0	--	0	--	0	--	0
Outside of Alaska	--	0	--	0	--	0	--	0	--	0
Community Population										
No Response	--	0	--	0	--	0	--	0	--	0
Under 2,000	--	0	--	0	--	0	--	0	--	0
Between 2,000 and 35,000	--	0	--	0	--	0	--	0	--	0
Over 35,000	4.0	2	4.0	2	3.5	2	4.0	2	4.0	2

Note: Ratings for only those respondents who reported direct professional experience with the judge.

Superior Court Judge Michael L. Wolverton

Average Ratings from All Groups Surveyed



*Legal Ability items are only completed by Alaska Bar Association members.

45. SUPERIOR COURT JUDGE MARK I. WOOD

A. Alaska Bar Association

Demographic Description (N=255)

	N	%
Type of Practice		
No Response	5	1.9%
Private, Solo	47	18.4%
Private, 2-5 Attorneys	52	20.3%
Private, 6+ Attorneys	34	13.3%
Private, Corporate Employee	4	1.5%
State Judge or Judicial Officer	36	14.1%
Government	65	25.4%
Public Service Agency or Organization (not govt)	4	1.5%
Other	8	3.1%
Length of Alaska Practice		
No Response	4	1.5%
5 Years or fewer	23	9.0%
6 to 10 years	17	6.6%
11 to 15 years	25	9.8%
16 to 20 years	40	15.6%
21 years or more	146	57.2%
Gender		
No Response	6	2.3%
Male	178	69.8%
Female	71	27.8%
Cases Handled		
No Response	5	1.9%
Prosecution	15	5.8%
Mainly Criminal	12	4.7%
Mixed Criminal & Civil	73	28.6%
Mainly Civil	138	54.1%
Other	12	4.7%
Location of Practice		
No Response	5	1.9%
First District	18	7.0%
Second District	5	1.9%
Third District	130	50.9%
Fourth District	95	37.2%
Outside of Alaska	2	0.7%

**Evaluation of Judge Mark I. Wood:
Alaska Bar Association Members**

Summary of Findings

Judge Mark I. Wood was evaluated by 220 Alaska Bar Association members who reported having direct professional experience with the judge. The mean score on *overall evaluation* was 4.2. The highest mean score was obtained on *integrity* (4.4) and the lowest score was obtained on *impartiality/fairness* (4.1). Details are present in the two tables that follow.

	Poor		Deficient		Accept		Good		Excellent		Mean
	N	%	N	%	N	%	N	%	N	%	
Legal Ability	--	0	4	1.8%	37	16.9%	95	43.5%	82	37.6%	4.2
Impartiality/Fairness	--	0	12	5.4%	47	21.3%	60	27.2%	101	45.9%	4.1
Integrity	--	0	4	1.8%	32	14.6%	60	27.5%	122	55.9%	4.4
Judicial Temperament	3	1.3%	4	1.8%	38	17.5%	70	32.2%	102	47.0%	4.2
Diligence	--	0	5	2.3%	35	16.5%	78	36.7%	94	44.3%	4.2
Overall Rating	--	0	4	1.8%	40	18.6%	76	35.5%	94	43.9%	4.2

Note: Ratings for only those respondents who reported direct professional experience with the judge.

**Judge Mark I. Wood: Detailed Information Responses
Alaska Bar Association Members**

	Legal Ability		Impartiality/ Fairness		Integrity		Judicial Temperament		Diligence		Overall Rating	
	Mean	N	Mean	N	Mean	N	Mean	N	Mean	N	Mean	N
Basis for Evaluation of Judge												
No Response	3.7	3	3.3	3	4.0	3	4.0	3	4.3	3	3.7	3
Direct Professional	4.2	218	4.1	220	4.4	218	4.2	217	4.2	212	4.2	214
Professional Reputation	4.1	26	4.1	27	4.4	27	4.3	27	4.2	26	4.3	28
Other Personal Contacts	4.7	7	4.7	7	4.9	7	4.9	7	4.9	7	4.9	7
Type of Practice												
No Response	4.6	5	4.4	5	4.2	5	4.4	5	4.3	4	4.5	4
Private, Solo	4.2	36	4.2	37	4.4	37	4.1	36	4.3	37	4.3	36
Private, 2-5 Attorneys	4.3	50	4.3	50	4.4	50	4.5	49	4.3	48	4.4	48
Private, 6+ Attorneys	4.0	28	4.0	28	4.5	28	4.0	28	4.1	28	4.1	28
Private, Corporate Employee	4.5	4	4.3	4	4.3	3	4.5	4	4.3	3	4.3	3
State Judge or Judicial Officer	4.5	30	4.6	31	4.7	31	4.5	31	4.7	29	4.6	30
Government	3.9	55	3.8	55	4.1	54	3.9	54	3.9	54	3.9	55
Public Service Agency or Organization (not govt)	4.0	4	4.0	4	4.0	4	3.8	4	4.0	4	4.0	4
Other	3.8	6	4.0	6	4.5	6	4.2	6	4.2	5	4.3	6
Years Experience												
No Response	4.5	4	4.3	4	4.0	4	4.3	4	4.0	3	4.3	3
5 Years or fewer	4.3	20	3.9	20	4.2	20	4.1	20	4.1	20	4.1	19
6 to 10 years	4.2	14	4.2	15	4.3	15	4.3	15	4.1	14	4.4	14
11 to 15 years	4.0	23	3.9	23	4.1	23	3.9	23	4.0	22	3.9	23
16 to 20 years	3.9	36	3.9	36	4.2	36	4.0	36	4.1	36	4.0	36
21 years or more	4.3	121	4.3	122	4.5	120	4.4	119	4.3	117	4.3	119
Gender												
No Response	4.5	6	4.2	6	4.2	6	3.8	6	4.2	5	4.2	5
Male	4.2	152	4.3	154	4.5	153	4.3	151	4.3	149	4.3	150
Female	4.1	60	3.8	60	4.2	59	4.0	60	4.0	58	4.0	59
Majority of Practice Consists of												
No Response	4.6	5	4.4	5	4.2	5	4.2	5	4.3	4	4.5	4
Prosecution	4.1	15	4.1	15	4.3	15	3.9	15	4.1	15	4.1	15
Mainly Criminal	4.1	12	4.1	12	4.2	12	4.2	12	4.3	11	4.2	12
Mixed Criminal & Civil	4.2	57	4.2	58	4.5	58	4.3	58	4.4	57	4.3	57
Mainly Civil	4.1	120	4.1	121	4.4	120	4.2	118	4.2	117	4.2	118
Other	4.3	9	4.1	9	4.4	8	4.2	9	4.4	8	4.4	8
Location of Practice												
No Response	4.6	5	4.4	5	4.2	5	4.4	5	4.3	4	4.5	4
First District	3.8	14	3.9	14	4.2	14	4.2	13	4.0	14	3.9	14
Second District	4.7	3	4.0	3	4.3	3	4.0	3	4.7	3	4.3	3
Third District	4.1	106	4.1	107	4.4	105	4.3	105	4.2	101	4.2	103
Fourth District	4.3	88	4.2	89	4.4	89	4.1	89	4.3	88	4.2	88
Outside of Alaska	4.0	2	4.0	2	4.5	2	4.5	2	4.5	2	4.5	2

Note: Ratings for only those respondents who reported direct professional experience with the judge.

45. SUPERIOR COURT JUDGE MARK I. WOOD

B. Peace and Probation Officers

Demographic Description (N=48)

		N	%
Type of Work			
	No Response	--	0
	State Law Enforcement Officer	17	35.4%
	Municipal/Borough Law Enforcement Officer	11	22.9%
	Village Public Safety Officer (VPSO)	--	0
	Probation/Parole Officer	17	35.4%
	Other	3	6.2%
Length of Alaska Experience			
	No Response	--	0
	5 Years or fewer	13	27.0%
	6 to 10 years	9	18.7%
	11 to 15 years	11	22.9%
	16 to 20 years	6	12.5%
	21 years or more	9	18.7%
Gender			
	No Response	--	0
	Male	36	75.0%
	Female	12	25.0%
Location of Practice			
	No Response	--	0
	First District	1	2.0%
	Second District	1	2.0%
	Third District	4	8.3%
	Fourth District	42	87.5%
	Outside of Alaska	--	0
Community Population			
	No Response	--	0
	Under 2,000	3	6.2%
	Between 2,000 and 35,000	14	29.1%
	Over 35,000	31	64.5%

**Evaluation of Judge Mark I. Wood
Peace and Probation Officers**

Summary of Findings

Judge Mark I. Wood was evaluated by 38 Peace and Probation Officers who reported having direct professional experience with the judge. The mean score on *overall evaluation* was 4.1. The highest mean score was obtained on *integrity* (4.4) and all the other areas obtained a score of 4.1. Details are present in the two tables that follow.

	Poor		Deficient		Accept		Good		Excellent		Mean
	N	%	N	%	N	%	N	%	N	%	
Impartiality/Fairness	2	5.2%	2	5.2%	6	15.7%	10	26.3%	18	47.3%	4.1
Integrity	--	0	--	0	7	18.9%	10	27.0%	20	54.0%	4.4
Judicial Temperament	1	2.6%	4	10.5%	5	13.1%	10	26.3%	18	47.3%	4.1
Diligence	1	2.7%	2	5.5%	6	16.6%	11	30.5%	16	44.4%	4.1
Overall Rating	1	2.6%	3	7.8%	6	15.7%	10	26.3%	18	47.3%	4.1

Note: Ratings for only those respondents who reported direct professional experience with the judge.

**Judge Mark I. Wood: Detailed Information on Responses
Peace and Probation Officers**

	Impartiality/ Fairness		Integrity		Judicial Temperament		Diligence		Overall Rating	
	Mean	N	Mean	N	Mean	N	Mean	N	Mean	N
Basis for Evaluation of Judge										
No Response	5.0	2	5.0	2	5.0	2	5.0	2	5.0	2
Direct Professional	4.1	38	4.4	37	4.1	38	4.1	36	4.1	38
Professional Reputation	4.0	8	4.3	8	4.1	8	4.0	7	4.1	7
Other Personal Contacts	5.0	1	5.0	1	5.0	1	5.0	1	5.0	1
Type of Work										
No Response	--	0	--	0	--	0	--	0	--	0
State Law Enforcement Officer	4.1	15	4.5	14	4.2	15	4.3	13	4.2	15
Municipal/Borough Law Enforcement Officer	3.8	8	4.0	8	3.6	8	3.8	8	3.8	8
Village Public Safety Officer (VPSO)	--	0	--	0	--	0	--	0	--	0
Probation/Parole Officer	4.0	13	4.3	13	4.0	13	3.9	13	4.0	13
Other	5.0	2	5.0	2	5.0	2	5.0	2	5.0	2
Years Experience										
No Response	--	0	--	0	--	0	--	0	--	0
5 Years or fewer	4.0	12	4.4	12	4.3	12	4.3	11	4.1	12
6 to 10 years	3.6	8	3.8	8	3.3	8	3.4	7	3.6	8
11 to 15 years	4.4	7	4.3	6	4.3	7	4.4	7	4.4	7
16 to 20 years	3.8	5	4.6	5	4.0	5	3.8	5	3.8	5
21 years or more	4.5	6	4.8	6	4.5	6	4.3	6	4.5	6
Gender										
No Response	--	0	--	0	--	0	--	0	--	0
Male	4.1	28	4.4	27	4.1	28	4.2	26	4.1	28
Female	4.0	10	4.3	10	4.0	10	3.9	10	4.0	10
Location of Practice										
No Response	--	0	--	0	--	0	--	0	--	0
First District	--	0	--	0	--	0	--	0	--	0
Second District	5.0	1	--	0	4.0	1	5.0	1	5.0	1
Third District	5.0	2	5.0	2	4.5	2	5.0	2	5.0	2
Fourth District	4.0	35	4.3	35	4.0	35	4.0	33	4.0	35
Outside of Alaska	--	0	--	0	--	0	--	0	--	0
Community Population										
No Response	--	0	--	0	--	0	--	0	--	0
Under 2,000	4.0	2	4.5	2	4.0	2	4.0	2	4.0	2
Between 2,000 and 35,000	3.9	9	4.0	8	3.9	9	4.3	8	4.0	9
Over 35,000	4.1	27	4.4	27	4.1	27	4.0	26	4.1	27

Note: Ratings for only those respondents who reported direct professional experience with the judge.

45. SUPERIOR COURT JUDGE MARK I. WOOD

C. Social Workers, Guardians ad Litem, and CASA Volunteers

Demographic Description (N=9)

		N	%
Type of Work			
	No Response	--	0
	Social Worker	8	88.8%
	Guardian ad Litem	--	0
	CASA Volunteer	1	11.1%
	Other	--	0
Length of Alaska Experience			
	No Response	--	0
	5 Years or fewer	2	22.2%
	6 to 10 years	5	55.5%
	11 to 15 years	1	11.1%
	16 to 20 years	1	11.1%
	21 years or more	--	0
Gender			
	No Response	--	0
	Male	2	22.2%
	Female	7	77.7%
Location of Practice			
	No Response	--	0
	First District	--	0
	Second District	--	0
	Third District	--	0
	Fourth District	9	100.0%
	Outside of Alaska	--	0
Community Population			
	No Response	--	0
	Under 2,000	--	0
	Between 2,000 and 35,000	1	11.1%
	Over 35,000	8	88.8%

**Evaluation of Judge Mark I. Wood
Social Workers, Guardians Ad Litem, and CASA Volunteers**

Summary of Findings

Judge Mark I. Wood was evaluated by seven Social Workers, Guardians Ad Litem, and CASA Volunteers who reported having direct professional experience with the judge. The mean score on *overall evaluation* was 3.9. The highest mean score was obtained on *diligence* (4.0) and the lowest scores were obtained on *impartiality/fairness* (3.7) and *judicial temperament* (3.7). Details are present in the two tables that follow.

	Poor		Deficient		Accept		Good		Excellent		Mean
	N	%	N	%	N	%	N	%	N	%	
Impartiality/Fairness	1	14.2%	1	14.2%	--	0	2	28.5%	3	42.8%	3.7
Integrity	1	14.2%	--	0	1	14.2%	2	28.5%	3	42.8%	3.9
Judicial Temperament	1	14.2%	1	14.2%	--	0	2	28.5%	3	42.8%	3.7
Diligence	1	14.2%	--	0	1	14.2%	1	14.2%	4	57.1%	4.0
Overall Rating	1	14.2%	--	0	1	14.2%	2	28.5%	3	42.8%	3.9

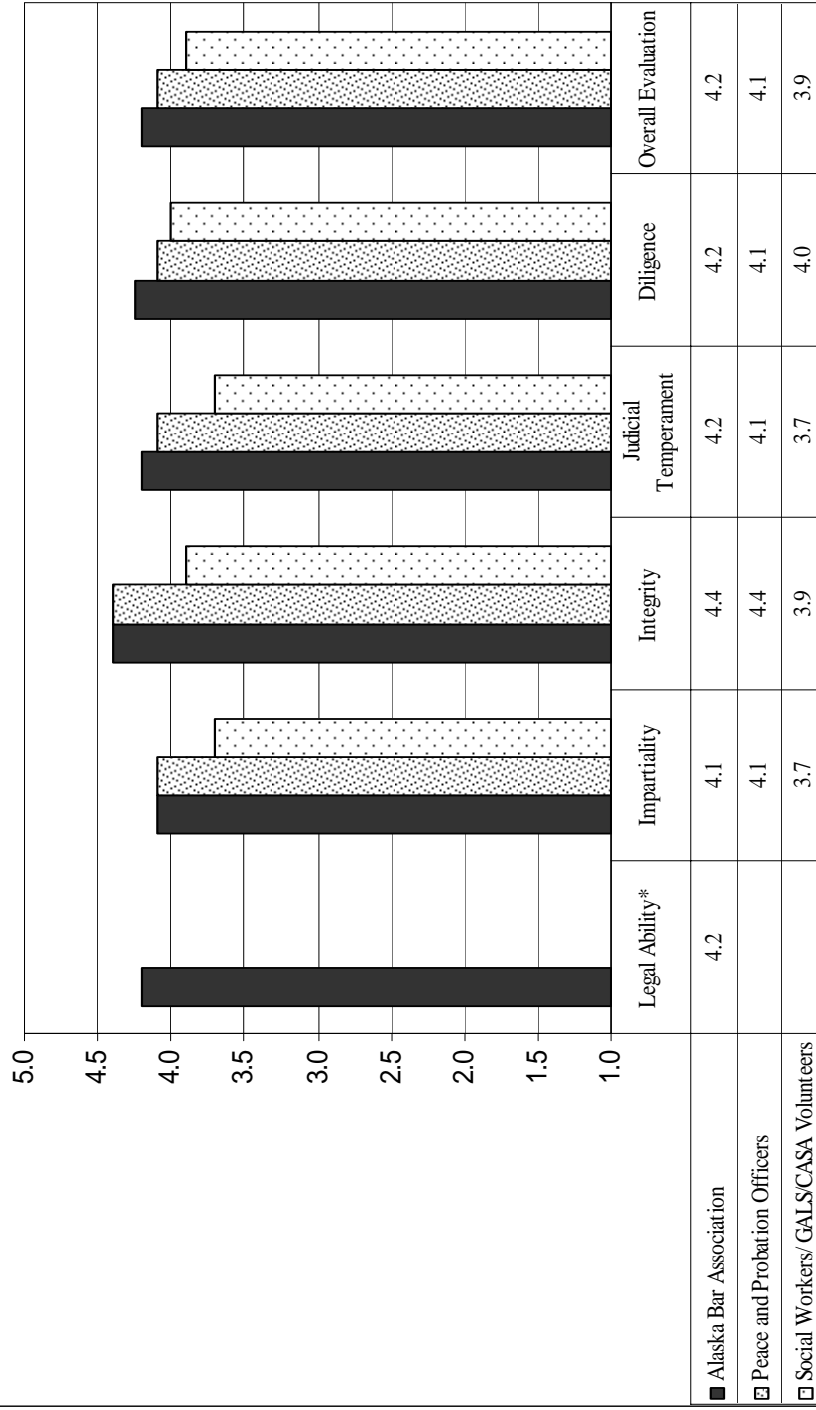
Note: Ratings for only those respondents who reported direct professional experience with the judge.

**Judge Mark I. Wood: Detail Information on Responses
Social Workers, Guardians Ad Litem, and CASA Volunteers**

	Impartiality/ Fairness		Integrity		Judicial Temperament		Diligence		Overall Rating	
	Mean	N	Mean	N	Mean	N	Mean	N	Mean	N
Basis for Evaluation of Judge										
No Response	1.7	3	3.3	3	2.0	3	3.3	3	2.7	3
Direct Professional	3.7	7	3.9	7	3.7	7	4.0	7	3.9	7
Professional Reputation	3.0	2	3.5	2	4.0	2	3.5	2	3.5	2
Other Personal Contacts	--	0	--	0	--	0	--	0	--	0
Type of Work										
No Response	--	0	--	0	--	0	--	0	--	0
Social Worker	3.5	6	3.7	6	3.5	6	3.8	6	3.7	6
Guardian ad Litem	--	0	--	0	--	0	--	0	--	0
CASA Volunteer	5.0	1	5.0	1	5.0	1	5.0	1	5.0	1
Other	--	0	--	0	--	0	--	0	--	0
Years Experience										
No Response	--	0	--	0	--	0	--	0	--	0
5 Years or fewer	5.0	1	5.0	1	5.0	1	5.0	1	5.0	1
6 to 10 years	3.5	4	3.5	4	3.8	4	3.8	4	3.5	4
11 to 15 years	5.0	1	5.0	1	4.0	1	5.0	1	5.0	1
16 to 20 years	2.0	1	3.0	1	2.0	1	3.0	1	3.0	1
21 years or more	--	0	--	0	--	0	--	0	--	0
Gender										
No Response	--	0	--	0	--	0	--	0	--	0
Male	2.0	1	3.0	1	2.0	1	3.0	1	3.0	1
Female	4.0	6	4.0	6	4.0	6	4.2	6	4.0	6
Location of Practice										
No Response	--	0	--	0	--	0	--	0	--	0
First District	--	0	--	0	--	0	--	0	--	0
Second District	--	0	--	0	--	0	--	0	--	0
Third District	--	0	--	0	--	0	--	0	--	0
Fourth District	3.7	7	3.9	7	3.7	7	4.0	7	3.9	7
Outside of Alaska	--	0	--	0	--	0	--	0	--	0
Community Population										
No Response	--	0	--	0	--	0	--	0	--	0
Under 2,000	--	0	--	0	--	0	--	0	--	0
Between 2,000 and 35,000	5.0	1	5.0	1	5.0	1	5.0	1	5.0	1
Over 35,000	3.5	6	3.7	6	3.5	6	3.8	6	3.7	6

Note: Ratings for only those respondents who reported direct professional experience with the judge.

Superior Court Judge Mark I. Wood



*Legal Ability items are only completed by Alaska Bar Association members.

46. SUPERIOR COURT JUDGE LARRY C. ZERVOS

A. Alaska Bar Association

Demographic Description (N=273)

	N	%
Type of Practice		
No Response	7	2.5%
Private, Solo	63	23.0%
Private, 2-5 Attorneys	48	17.5%
Private, 6+ Attorneys	33	12.0%
Private, Corporate Employee	2	0.7%
State Judge or Judicial Officer	45	16.4%
Government	59	21.6%
Public Service Agency or Organization (not govt)	4	1.4%
Other	12	4.3%
Length of Alaska Practice		
No Response	6	2.1%
5 Years or fewer	23	8.4%
6 to 10 years	15	5.4%
11 to 15 years	25	9.1%
16 to 20 years	32	11.7%
21 years or more	172	63.0%
Gender		
No Response	7	2.5%
Male	196	71.7%
Female	70	25.6%
Cases Handled		
No Response	7	2.5%
Prosecution	16	5.8%
Mainly Criminal	16	5.8%
Mixed Criminal & Civil	87	31.8%
Mainly Civil	136	49.8%
Other	11	4.0%
Location of Practice		
No Response	7	2.5%
First District	100	36.6%
Second District	7	2.5%
Third District	121	44.3%
Fourth District	34	12.4%
Outside of Alaska	4	1.4%

**Evaluation of Judge Larry C. Zervos:
Alaska Bar Association Members**

Summary of Findings

Judge Larry Zervos was evaluated by 218 Alaska Bar Association members who reported having direct professional experience with the judge. The mean score on *overall evaluation* was 4.5. The highest mean score was obtained on *integrity* (4.7) and the lowest scores were obtained on *legal ability* (4.4) and *impartiality/fairness* (4.4). Details are present in the two tables that follow.

	Poor		Deficient		Accept		Good		Excellent		Mean
	N	%	N	%	N	%	N	%	N	%	
Legal Ability	--	0.0%	3	1.3%	23	10.5%	83	38.0%	109	50.0%	4.4
Impartiality/Fairness	--	0.0%	3	1.3%	25	11.5%	64	29.4%	125	57.6%	4.4
Integrity	--	0.0%	1	4.0%	11	5.1%	45	21.2%	155	73.1%	4.7
Judicial Temperament	1	0.4%	2	0.9%	19	8.7%	60	27.7%	134	62.0%	4.5
Diligence	1	0.4%	3	1.4%	18	8.6%	63	30.1%	124	59.3%	4.5
Overall Rating	--	0.0%	3	1.3%	17	7.7%	68	31.1%	130	59.6%	4.5

Note: Ratings for only those respondents who reported direct professional experience with the judge.

**Judge Larry C. Zervos: Detailed Information Responses
Alaska Bar Association Members**

	Legal Ability		Impartiality/ Fairness		Integrity		Judicial Temperament		Diligence		Overall Rating	
	Mean	N	Mean	N	Mean	N	Mean	N	Mean	N	Mean	N
Basis for Evaluation of Judge												
No Response	4.4	5	4.6	5	4.6	5	4.6	5	4.4	5	4.6	5
Direct Professional	4.4	218	4.4	217	4.7	212	4.5	216	4.5	209	4.5	218
Professional Reputation	4.3	45	4.3	45	4.4	45	4.3	44	4.4	40	4.3	44
Other Personal Contacts	4.7	3	4.8	4	5.0	3	4.8	4	4.3	3	4.8	4
Type of Practice												
No Response	4.5	6	4.5	6	4.6	5	4.6	5	4.7	6	4.8	5
Private, Solo	4.4	50	4.3	50	4.6	48	4.5	50	4.4	48	4.4	51
Private, 2-5 Attorneys	4.4	42	4.4	42	4.7	42	4.5	42	4.4	41	4.5	42
Private, 6+ Attorneys	4.2	29	4.3	29	4.6	27	4.5	29	4.3	28	4.3	29
Private, Corporate Employee	--	0	--	0	--	0	--	0	--	0	--	0
State Judge or Judicial Officer	4.7	35	4.9	35	5.0	34	4.9	34	4.8	32	4.9	35
Government	4.2	46	4.3	45	4.6	46	4.3	46	4.3	44	4.3	46
Public Service Agency or Organization (not govt)	4.3	3	4.7	3	4.7	3	4.3	3	4.7	3	4.7	3
Other	4.4	7	4.4	7	4.6	7	4.4	7	4.6	7	4.4	7
Years Experience												
No Response	4.4	5	4.6	5	4.8	4	4.8	4	4.6	5	5.0	4
5 Years or fewer	4.4	18	4.4	18	4.8	17	4.6	18	4.4	17	4.4	18
6 to 10 years	4.5	12	4.3	12	4.8	12	4.7	12	4.5	11	4.8	12
11 to 15 years	4.4	21	4.2	21	4.5	21	4.4	21	4.5	21	4.3	22
16 to 20 years	4.0	28	4.1	28	4.4	28	4.2	28	4.1	27	4.2	28
21 years or more	4.4	134	4.5	133	4.7	130	4.6	133	4.5	128	4.6	134
Gender												
No Response	4.5	6	4.5	6	4.6	5	4.6	5	4.7	6	4.8	5
Male	4.3	162	4.4	161	4.7	157	4.5	161	4.4	154	4.4	163
Female	4.5	50	4.5	50	4.7	50	4.5	50	4.6	49	4.6	50
Majority of Practice Consists of												
No Response	4.6	5	4.6	5	4.8	4	4.8	4	4.8	5	5.0	4
Prosecution	4.1	13	4.3	13	4.4	13	3.9	13	4.2	13	4.2	13
Mainly Criminal	4.6	12	4.3	12	4.7	11	4.5	12	4.7	10	4.5	12
Mixed Criminal & Civil	4.5	70	4.6	70	4.8	69	4.6	69	4.6	66	4.7	70
Mainly Civil	4.2	109	4.4	109	4.6	106	4.5	109	4.4	107	4.4	110
Other	4.4	9	4.5	8	4.8	9	4.6	9	4.6	8	4.6	9
Location of Practice												
No Response	4.3	6	4.3	6	4.4	5	4.2	5	4.5	6	4.6	5
First District	4.5	90	4.4	90	4.8	89	4.5	90	4.5	89	4.5	91
Second District	4.8	5	4.6	5	4.8	5	4.8	4	4.7	3	4.8	5
Third District	4.3	86	4.4	86	4.6	82	4.4	86	4.3	83	4.4	86
Fourth District	4.3	27	4.6	26	4.7	27	4.6	27	4.6	24	4.6	27
Outside of Alaska	4.8	4	4.8	4	5.0	4	4.8	4	4.8	4	4.8	4

Note: Ratings for only those respondents who reported direct professional experience with the judge.

46. SUPERIOR COURT JUDGE LARRY C. ZERVOS

B. Peace and Probation Officers

Demographic Description (N=36)

		N	%
Type of Work			
	No Response	--	0.0%
	State Law Enforcement Officer	9	25.0%
	Municipal/Borough Law Enforcement Officer	15	41.6%
	Village Public Safety Officer (VPSO)	1	2.7%
	Probation/Parole Officer	10	27.7%
	Other	1	2.7%
Length of Alaska Experience			
	No Response	--	0.0%
	5 Years or fewer	10	27.7%
	6 to 10 years	11	30.5%
	11 to 15 years	8	22.2%
	16 to 20 years	5	13.8%
	21 years or more	2	5.5%
Gender			
	No Response	--	0.0%
	Male	31	86.1%
	Female	5	13.8%
Location of Practice			
	No Response	--	0.0%
	First District	28	77.7%
	Second District	--	0.0%
	Third District	5	13.8%
	Fourth District	3	8.3%
	Outside of Alaska	--	0.0%
Community Population			
	No Response	--	0.0%
	Under 2,000	6	16.6%
	Between 2,000 and 35,000	26	72.2%
	Over 35,000	4	11.1%

**Evaluation of Judge Larry C. Zervos
Peace and Probation Officers**

Summary of Findings

Judge Larry Zervos was evaluated by 31 Peace and Probation Officers who reported having direct professional experience with the judge. The mean score on *overall evaluation* was 3.8. The highest mean score was obtained on *integrity* (4.1) and the lowest score was obtained on *impartiality/fairness* (3.7). Details are present in the two tables that follow.

	Poor		Deficient		Accept		Good		Excellent		Mean
	N	%	N	%	N	%	N	%	N	%	
Impartiality/Fairness	1	3.2%	2	6.4%	9	29.0%	12	38.7%	7	22.5%	3.7
Integrity	--	0.0%	--	0.0%	10	33.3%	6	20.0%	14	46.6%	4.1
Judicial Temperament	1	3.2%	2	6.4%	8	25.8%	10	32.2%	10	32.2%	3.8
Diligence	1	3.4%	--	0.0%	8	27.5%	10	34.4%	10	34.4%	4.0
Overall Rating	--	0.0%	2	6.4%	11	35.4%	9	29.0%	9	29.0%	3.8

Note: Ratings for only those respondents who reported direct professional experience with the judge.

**Judge Larry C. Zervos: Detailed Information on Responses
Peace and Probation Officers**

	Impartiality/ Fairness		Integrity		Judicial Temperament		Diligence		Overall Rating	
	Mean	N	Mean	N	Mean	N	Mean	N	Mean	N
Basis for Evaluation of Judge										
No Response	4.0	3	4.3	3	4.3	3	4.3	3	4.3	3
Direct Professional	3.7	31	4.1	30	3.8	31	4.0	29	3.8	31
Professional Reputation	3.7	3	3.7	3	3.3	3	4.0	3	3.7	3
Other Personal Contacts	--	0	--	0	--	0	--	0	--	0
Type of Work										
No Response	--	0	--	0	--	0	--	0	--	0
State Law Enforcement Officer	3.1	7	3.6	7	3.6	7	3.1	7	3.4	7
Municipal/Borough Law Enforcement Officer	3.7	14	4.2	13	3.6	14	4.2	12	3.7	14
Village Public Safety Officer (VPSO)	3.0	1	3.0	1	3.0	1	3.0	1	3.0	1
Probation/Parole Officer	4.1	8	4.6	8	4.4	8	4.4	8	4.3	8
Other	5.0	1	5.0	1	5.0	1	5.0	1	5.0	1
Years Experience										
No Response	--	0	--	0	--	0	--	0	--	0
5 Years or fewer	3.5	10	3.9	9	3.8	10	4.0	9	3.8	10
6 to 10 years	4.1	10	4.4	10	3.6	10	4.1	9	3.8	10
11 to 15 years	3.6	7	4.0	7	4.0	7	3.9	7	3.7	7
16 to 20 years	3.3	3	4.3	3	4.3	3	3.7	3	4.0	3
21 years or more	4.0	1	4.0	1	4.0	1	4.0	1	4.0	1
Gender										
No Response	--	0	--	0	--	0	--	0	--	0
Male	3.6	27	4.1	26	3.8	27	3.9	25	3.7	27
Female	4.5	4	4.5	4	4.3	4	4.3	4	4.3	4
Location of Practice										
No Response	--	0	--	0	--	0	--	0	--	0
First District	3.6	24	4.2	23	3.8	24	4.0	22	3.8	24
Second District	--	0	--	0	--	0	--	0	--	0
Third District	4.3	4	4.3	4	4.5	4	4.3	4	4.3	4
Fourth District	3.7	3	3.7	3	3.7	3	3.7	3	3.7	3
Outside of Alaska	--	0	--	0	--	0	--	0	--	0
Community Population										
No Response	--	0	--	0	--	0	--	0	--	0
Under 2,000	4.2	5	4.2	5	3.4	5	4.0	4	3.8	5
Between 2,000 and 35,000	3.7	23	4.2	22	4.0	23	4.0	22	3.9	23
Over 35,000	3.3	3	3.3	3	3.7	3	3.3	3	3.3	3

Note: Ratings for only those respondents who reported direct professional experience with the judge.

46. **SUPERIOR COURT JUDGE LARRY C. ZERVOS**

C. Social Workers, Guardians ad Litem, and CASA Volunteers

Demographic Description (N=9)

		N	%
Type of Work			
	No Response	--	0.0%
	Social Worker	2	22.2%
	Guardian ad Litem	5	55.5%
	CASA Volunteer	1	11.1%
	Other	1	11.1%
Length of Alaska Experience			
	No Response	--	0.0%
	5 Years or fewer	1	11.1%
	6 to 10 years	2	22.2%
	11 to 15 years	4	44.4%
	16 to 20 years	2	22.2%
	21 years or more	--	0.0%
Gender			
	No Response	--	0.0%
	Male	1	11.1%
	Female	8	88.8%
Location of Practice			
	No Response	--	0.0%
	First District	8	88.8%
	Second District	--	0.0%
	Third District	1	11.1%
	Fourth District	--	0.0%
	Outside of Alaska	--	0.0%
Community Population			
	No Response	--	0.0%
	Under 2,000	--	0.0%
	Between 2,000 and 35,000	8	88.8%
	Over 35,000	1	11.1%

**Evaluation of Judge Larry C. Zervos
Social Workers, Guardians Ad Litem, and CASA Volunteers**

Summary of Findings

Judge Larry Zervos was evaluated by seven Social Workers, Guardians Ad Litem, and CASA volunteers who reported having direct professional experience with the judge. The mean score on *overall evaluation* was 4.9. The highest mean score was obtained on *integrity* (5.0) and all the other areas obtained a score of 4.9. Details are present in the two tables that follow.

	Poor		Deficient		Accept		Good		Excellent		Mean
	N	%	N	%	N	%	N	%	N	%	
Impartiality/Fairness	--	0.0%	--	0.0%	--	0.0%	1	14.2%	6	85.7%	4.9
Integrity	--	0.0%	--	0.0%	--	0.0%	--	0.0%	7	100.0%	5.0
Judicial Temperament	--	0.0%	--	0.0%	--	0.0%	1	14.2%	6	85.7%	4.9
Diligence	--	0.0%	--	0.0%	--	0.0%	1	14.2%	6	85.7%	4.9
Overall Rating	--	0.0%	--	0.0%	--	0.0%	1	14.2%	6	85.7%	4.9

Note: Ratings for only those respondents who reported direct professional experience with the judge.

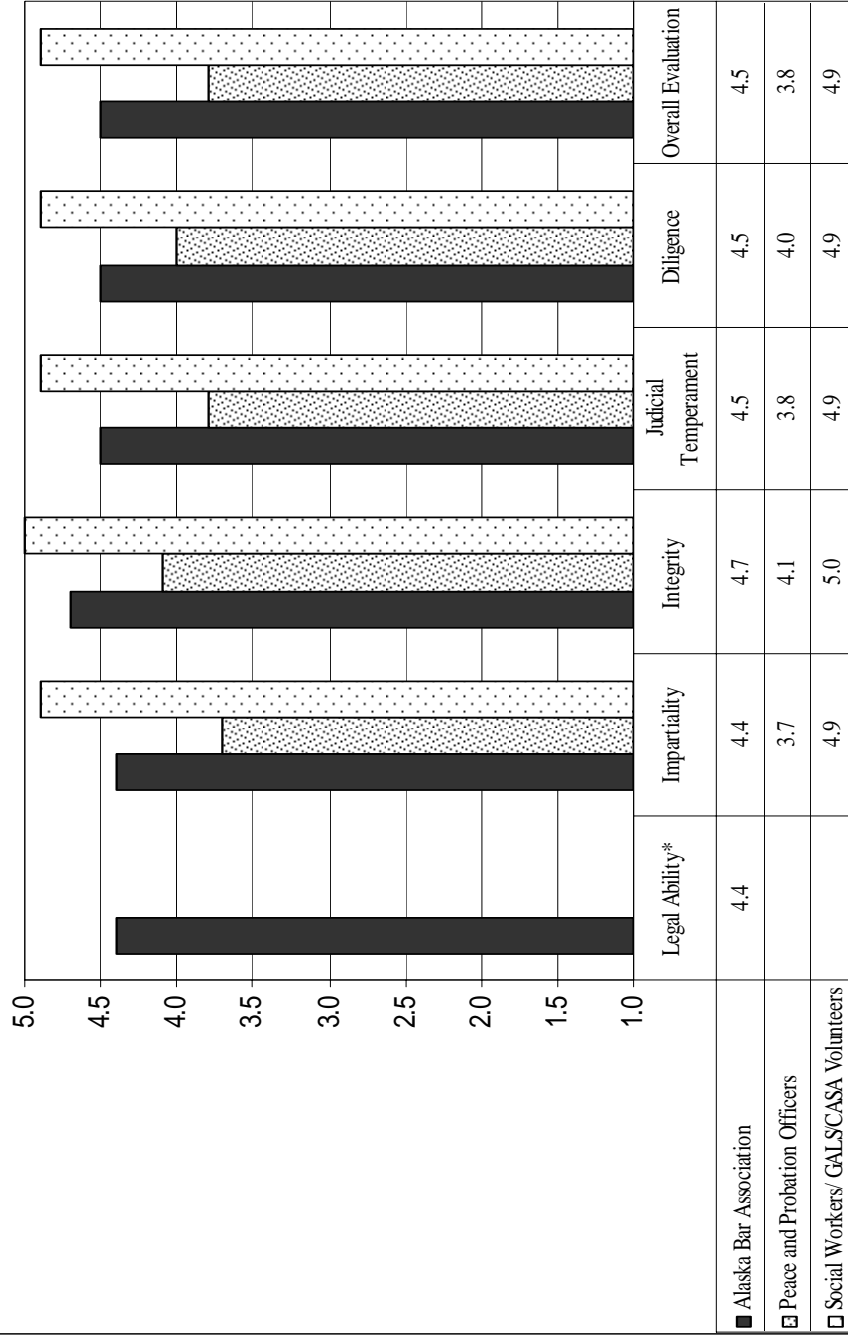
**Judge Larry C. Zervos: Detail Information on Responses
Social Workers, Guardians Ad Litem, and CASA volunteers**

	Impartiality/ Fairness		Integrity		Judicial Temperament		Diligence		Overall Rating	
	Mean	N	Mean	N	Mean	N	Mean	N	Mean	N
Basis for Evaluation of Judge										
No Response	--	0	--	0	--	0	--	0	--	0
Direct Professional	4.9	7	5.0	7	4.9	7	4.9	7	4.9	7
Professional Reputation	--	0	--	0	--	0	4.0	1	--	0
Other Personal Contacts	--	0	--	0	--	0	--	0	--	0
Type of Work										
No Response	--	0	--	0	--	0	--	0	--	0
Social Worker	5.0	1	5.0	1	5.0	1	5.0	1	5.0	1
Guardian ad Litem	4.8	5	5.0	5	5.0	5	5.0	5	5.0	5
CASA Volunteer	--	0	--	0	--	0	--	0	--	0
Other	5.0	1	5.0	1	4.0	1	4.0	1	4.0	1
Years Experience										
No Response	--	0	--	0	--	0	--	0	--	0
5 Years or fewer	--	0	--	0	--	0	--	0	--	0
6 to 10 years	5.0	2	5.0	2	5.0	2	5.0	2	5.0	2
11 to 15 years	4.7	3	5.0	3	5.0	3	5.0	3	5.0	3
16 to 20 years	5.0	2	5.0	2	4.5	2	4.5	2	4.5	2
21 years or more	--	0	--	0	--	0	--	0	--	0
Gender										
No Response	--	0	--	0	--	0	--	0	--	0
Male	5.0	1	5.0	1	4.0	1	4.0	1	4.0	1
Female	4.8	6	5.0	6	5.0	6	5.0	6	5.0	6
Location of Practice										
No Response	--	0	--	0	--	0	--	0	--	0
First District	4.9	7	5.0	7	4.9	7	4.9	7	4.9	7
Second District	--	0	--	0	--	0	--	0	--	0
Third District	--	0	--	0	--	0	--	0	--	0
Fourth District	--	0	--	0	--	0	--	0	--	0
Outside of Alaska	--	0	--	0	--	0	--	0	--	0
Community Population										
No Response	--	0	--	0	--	0	--	0	--	0
Under 2,000	--	0	--	0	--	0	--	0	--	0
Between 2,000 and 35,000	4.9	7	5.0	7	4.9	7	4.9	7	4.9	7
Over 35,000	--	0	--	0	--	0	--	0	--	0

Note: Ratings for only those respondents who reported direct professional experience with the judge.

Superior Court Judge Larry Zervos

Average Ratings from All Groups Surveyed



*Legal Ability items are only completed by Alaska Bar Association members.

47. DISTRICT COURT JUDGE WINSTON S. BURBANK

A. Alaska Bar Association

Demographic Description (N=180)

	N	%
Type of Practice		
No Response	4	2.2%
Private, Solo	37	20.5%
Private, 2-5 Attorneys	42	23.3%
Private, 6+ Attorneys	25	13.8%
Private, Corporate Employee	1	0.5%
State Judge or Judicial Officer	21	11.6%
Government	41	22.7%
Public Service Agency or Organization (not govt)	3	1.6%
Other	6	3.3%
Length of Alaska Practice		
No Response	3	1.6%
5 Years or fewer	22	12.2%
6 to 10 years	9	5.0%
11 to 15 years	12	6.6%
16 to 20 years	26	14.4%
21 years or more	108	60.0%
Gender		
No Response	5	2.7%
Male	131	72.7%
Female	44	24.4%
Cases Handled		
No Response	4	2.2%
Prosecution	11	6.1%
Mainly Criminal	5	2.7%
Mixed Criminal & Civil	48	26.6%
Mainly Civil	104	57.7%
Other	8	4.4%
Location of Practice		
No Response	4	2.2%
First District	11	6.1%
Second District	2	1.1%
Third District	79	43.8%
Fourth District	81	45.0%
Outside of Alaska	3	1.6%

**Evaluation of Judge Winston S. Burbank:
Alaska Bar Association Members**

Summary of Findings

Judge Winston S. Burbank was evaluated by 144 Alaska Bar Association members who reported having direct professional experience with the judge. The mean score on *overall evaluation* was 4.4. The highest mean scores were obtained on *integrity* (4.5) and *judicial temperament* (4.5) and the lowest score was obtained on *legal ability* (4.2). Details are present in the two tables that follow.

	Poor		Deficient		Accept		Good		Excellent		Mean
	N	%	N	%	N	%	N	%	N	%	
Legal Ability	2	1.3%	5	3.4%	22	15.2%	49	34.0%	66	45.8%	4.2
Impartiality/Fairness	2	1.3%	4	2.7%	16	11.1%	38	26.5%	83	58.0%	4.4
Integrity	1	0.7%	1	0.7%	13	9.1%	37	26.0%	90	63.3%	4.5
Judicial Temperament	--	0	1	0.7%	16	11.3%	41	29.0%	83	58.8%	4.5
Diligence	1	0.7%	--	0	19	13.6%	43	30.9%	76	54.6%	4.4
Overall Rating	1	0.7%	2	1.4%	18	12.8%	41	29.2%	78	55.7%	4.4

Note: Ratings for only those respondents who reported direct professional experience with the judge.

**Judge Winston S. Burbank: Detailed Information Responses
Alaska Bar Association Members**

	Legal Ability		Impartiality/ Fairness		Integrity		Judicial Temperament		Diligence		Overall Rating	
	Mean	N	Mean	N	Mean	N	Mean	N	Mean	N	Mean	N
	Basis for Evaluation of Judge											
No Response	4.0	6	4.0	6	4.0	6	4.0	6	4.0	6	4.0	6
Direct Professional	4.2	144	4.4	143	4.5	142	4.5	141	4.4	139	4.4	140
Professional Reputation	4.2	29	4.2	29	4.3	29	4.1	27	4.3	26	4.2	31
Other Personal Contacts	4.7	3	4.7	3	4.7	3	4.7	3	4.7	3	4.5	4
Type of Practice												
No Response	4.5	4	4.5	4	4.8	4	4.7	3	4.7	3	4.3	3
Private, Solo	4.3	27	4.5	26	4.5	26	4.6	26	4.5	26	4.5	26
Private, 2-5 Attorneys	4.5	37	4.6	37	4.6	36	4.6	37	4.5	36	4.6	35
Private, 6+ Attorneys	4.0	19	4.3	19	4.2	19	4.2	19	4.3	18	4.2	19
Private, Corporate Employee	--	0	--	0	--	0	--	0	--	0	--	0
State Judge or Judicial Officer	4.8	16	4.8	16	4.8	16	4.8	16	4.8	16	4.8	16
Government	3.5	34	3.8	34	4.3	34	4.1	33	3.9	33	3.9	34
Public Service Agency or Organization (not govt)	4.5	2	4.5	2	4.5	2	4.5	2	4.5	2	4.5	2
Other	4.8	5	5.0	5	5.0	5	4.8	5	4.8	5	5.0	5
Years Experience												
No Response	4.3	3	4.3	3	4.7	3	4.5	2	4.5	2	4.0	2
5 Years or fewer	3.6	18	3.8	18	4.4	18	4.2	18	4.1	18	4.0	18
6 to 10 years	3.9	9	4.1	9	4.3	9	4.4	9	4.2	9	4.3	9
11 to 15 years	4.3	10	4.4	10	4.4	10	4.3	10	4.3	10	4.3	9
16 to 20 years	3.9	23	4.0	23	4.2	23	4.1	23	4.1	23	4.1	23
21 years or more	4.4	81	4.6	80	4.6	79	4.6	79	4.6	77	4.6	79
Gender												
No Response	4.4	5	4.6	5	4.8	5	4.8	4	4.8	4	4.5	4
Male	4.3	103	4.5	102	4.5	101	4.6	101	4.4	99	4.4	100
Female	3.9	36	4.1	36	4.4	36	4.2	36	4.2	36	4.2	36
Majority of Practice Consists of												
No Response	3.5	4	3.5	4	4.0	4	4.7	3	4.0	3	3.3	3
Prosecution	2.5	10	2.8	10	4.2	10	3.8	9	3.4	10	3.2	10
Mainly Criminal	3.8	4	4.3	4	4.3	4	4.0	4	4.3	4	4.3	4
Mixed Criminal & Civil	4.5	39	4.6	39	4.6	39	4.6	39	4.5	39	4.6	38
Mainly Civil	4.3	80	4.5	79	4.5	78	4.5	79	4.4	76	4.4	78
Other	4.7	7	4.9	7	5.0	7	4.7	7	4.9	7	5.0	7
Location of Practice												
No Response	4.5	4	4.5	4	4.8	4	4.7	3	4.7	3	4.3	3
First District	4.1	9	4.1	8	4.5	8	4.3	8	4.3	8	4.3	8
Second District	5.0	1	5.0	1	5.0	1	5.0	1	5.0	1	5.0	1
Third District	4.2	53	4.4	53	4.4	52	4.4	53	4.3	50	4.4	52
Fourth District	4.1	76	4.4	76	4.6	76	4.5	75	4.4	76	4.4	75
Outside of Alaska	4.0	1	5.0	1	4.0	1	4.0	1	3.0	1	4.0	1

Note: Ratings for only those respondents who reported direct professional experience with the judge.

47. DISTRICT COURT JUDGE WINSTON S. BURBANK

B. Peace and Probation Officers

Demographic Description (N=33)

		N	%
Type of Work			
	No Response	--	0
	State Law Enforcement Officer	16	48.4%
	Municipal/Borough Law Enforcement Officer	10	30.3%
	Village Public Safety Officer (VPSO)	--	0
	Probation/Parole Officer	5	15.1%
	Other	2	6.0%
Length of Alaska Experience			
	No Response	--	0
	5 Years or fewer	16	48.4%
	6 to 10 years	4	12.1%
	11 to 15 years	6	18.1%
	16 to 20 years	3	9.0%
	21 years or more	4	12.1%
Gender			
	No Response	--	0
	Male	27	81.8%
	Female	6	18.1%
Location of Practice			
	No Response	--	0
	First District	--	0
	Second District	--	0
	Third District	--	0
	Fourth District	33	100.0%
	Outside of Alaska	--	0
Community Population			
	No Response	--	0
	Under 2,000	4	12.1%
	Between 2,000 and 35,000	5	15.1%
	Over 35,000	24	72.7%

**Evaluation of Judge Winston S. Burbank
Peace and Probation Officers**

Summary of Findings

Judge Winston S. Burbank was evaluated by 27 Peace and Probation Officers who reported having direct professional experience with the judge. The mean score on *overall evaluation* was 4.4. The highest mean scores were obtained on *integrity* (4.4) and *judicial temperament* (4.4) and the lowest score was obtained on *impartiality/fairness* (4.2). Details are present in the two tables that follow.

	Poor		Deficient		Accept		Good		Excellent		Mean
	N	%	N	%	N	%	N	%	N	%	
Impartiality/Fairness	--	0	1	3.7%	6	22.2%	6	22.2%	14	51.8%	4.2
Integrity	--	0	--	0	5	18.5%	7	25.9%	15	55.5%	4.4
Judicial Temperament	--	0	--	0	4	14.8%	9	33.3%	14	51.8%	4.4
Diligence	--	0	2	7.6%	4	15.3%	5	19.2%	15	57.6%	4.3
Overall Rating	--	0	--	0	4	15.3%	7	26.9%	15	57.6%	4.4

Note: Ratings for only those respondents who reported direct professional experience with the judge.

**Judge Winston S. Burbank: Detailed Information on Responses
Peace and Probation Officers**

	Impartiality/ Fairness		Integrity		Judicial Temperament		Diligence		Overall Rating	
	Mean	N	Mean	N	Mean	N	Mean	N	Mean	N
Basis for Evaluation of Judge										
No Response	4.5	2	4.5	2	4.5	2	4.5	2	4.5	2
Direct Professional	4.2	27	4.4	27	4.4	27	4.3	26	4.4	26
Professional Reputation	4.0	5	4.2	5	4.3	4	4.2	5	4.2	5
Other Personal Contacts	--	0	--	0	--	0	--	0	--	0
Type of Work										
No Response	--	0	--	0	--	0	--	0	--	0
State Law Enforcement Officer	4.4	15	4.6	15	4.5	15	4.4	14	4.6	15
Municipal/Borough Law Enforcement Officer	3.9	7	4.0	7	4.1	7	4.0	7	4.2	6
Village Public Safety Officer (VPSO)	--	0	--	0	--	0	--	0	--	0
Probation/Parole Officer	3.7	3	3.7	3	4.0	3	3.7	3	3.7	3
Other	5.0	2	5.0	2	4.5	2	5.0	2	5.0	2
Years Experience										
No Response	--	0	--	0	--	0	--	0	--	0
5 Years or fewer	4.5	14	4.6	14	4.5	14	4.5	13	4.6	14
6 to 10 years	4.0	3	4.0	3	4.3	3	4.0	3	4.0	3
11 to 15 years	4.0	6	4.2	6	4.3	6	4.0	6	4.4	5
16 to 20 years	3.5	2	4.0	2	4.0	2	4.5	2	4.0	2
21 years or more	4.0	2	4.0	2	4.0	2	4.0	2	4.0	2
Gender										
No Response	--	0	--	0	--	0	--	0	--	0
Male	4.3	23	4.4	23	4.5	23	4.4	22	4.4	23
Female	4.0	4	4.0	4	3.8	4	3.8	4	4.3	3
Location of Practice										
No Response	--	0	--	0	--	0	--	0	--	0
First District	--	0	--	0	--	0	--	0	--	0
Second District	--	0	--	0	--	0	--	0	--	0
Third District	--	0	--	0	--	0	--	0	--	0
Fourth District	4.2	27	4.4	27	4.4	27	4.3	26	4.4	26
Outside of Alaska	--	0	--	0	--	0	--	0	--	0
Community Population										
No Response	--	0	--	0	--	0	--	0	--	0
Under 2,000	4.5	2	4.5	2	4.5	2	5.0	2	4.5	2
Between 2,000 and 35,000	3.8	5	4.4	5	4.6	5	4.3	4	4.4	5
Over 35,000	4.3	20	4.4	20	4.3	20	4.2	20	4.4	19

Note: Ratings for only those respondents who reported direct professional experience with the judge.

47. DISTRICT COURT JUDGE WINSTON S. BURBANK

C. Social Workers, Guardians ad Litem, and CASA Volunteers

Demographic Description (N=5)

		N	%
Type of Work			
	No Response	--	0
	Social Worker	4	80.0%
	Guardian ad Litem	--	0
	CASA Volunteer	1	20.0%
	Other	--	0
Length of Alaska Experience			
	No Response	--	0
	5 Years or fewer	--	0
	6 to 10 years	4	80.0%
	11 to 15 years	1	20.0%
	16 to 20 years	--	0
	21 years or more	--	0
Gender			
	No Response	--	0
	Male	1	20.0%
	Female	4	80.0%
Location of Practice			
	No Response	--	0
	First District	--	0
	Second District	--	0
	Third District	1	20.0%
	Fourth District	4	80.0%
	Outside of Alaska	--	0
Community Population			
	No Response	--	0
	Under 2,000	--	0
	Between 2,000 and 35,000	1	20.0%
	Over 35,000	4	80.0%

**Evaluation of Judge Winston S. Burbank
Social Workers, Guardians Ad Litem, and CASA Volunteers**

Summary of Findings

Judge Winston S. Burbank was evaluated by two Social Workers who reported having direct professional experience with the judge. The mean score on *overall evaluation* was 4.5. The highest mean scores were obtained on *impartiality/fairness* (5.0) and *integrity* (5.0) and the lowest scores were obtained on *judicial temperament* (4.5) and *diligence* (4.5). Details are present in the two tables that follow.

	Poor		Deficient		Accept		Good		Excellent		Mean
	N	%	N	%	N	%	N	%	N	%	
Impartiality/Fairness	--	0	--	0	--	0	--	0	2	100.0%	5.0
Integrity	--	0	--	0	--	0	--	0	2	100.0%	5.0
Judicial Temperament	--	0	--	0	--	0	1	50.0%	1	50.0%	4.5
Diligence	--	0	--	0	--	0	1	50.0%	1	50.0%	4.5
Overall Rating	--	0	--	0	--	0	1	50.0%	1	50.0%	4.5

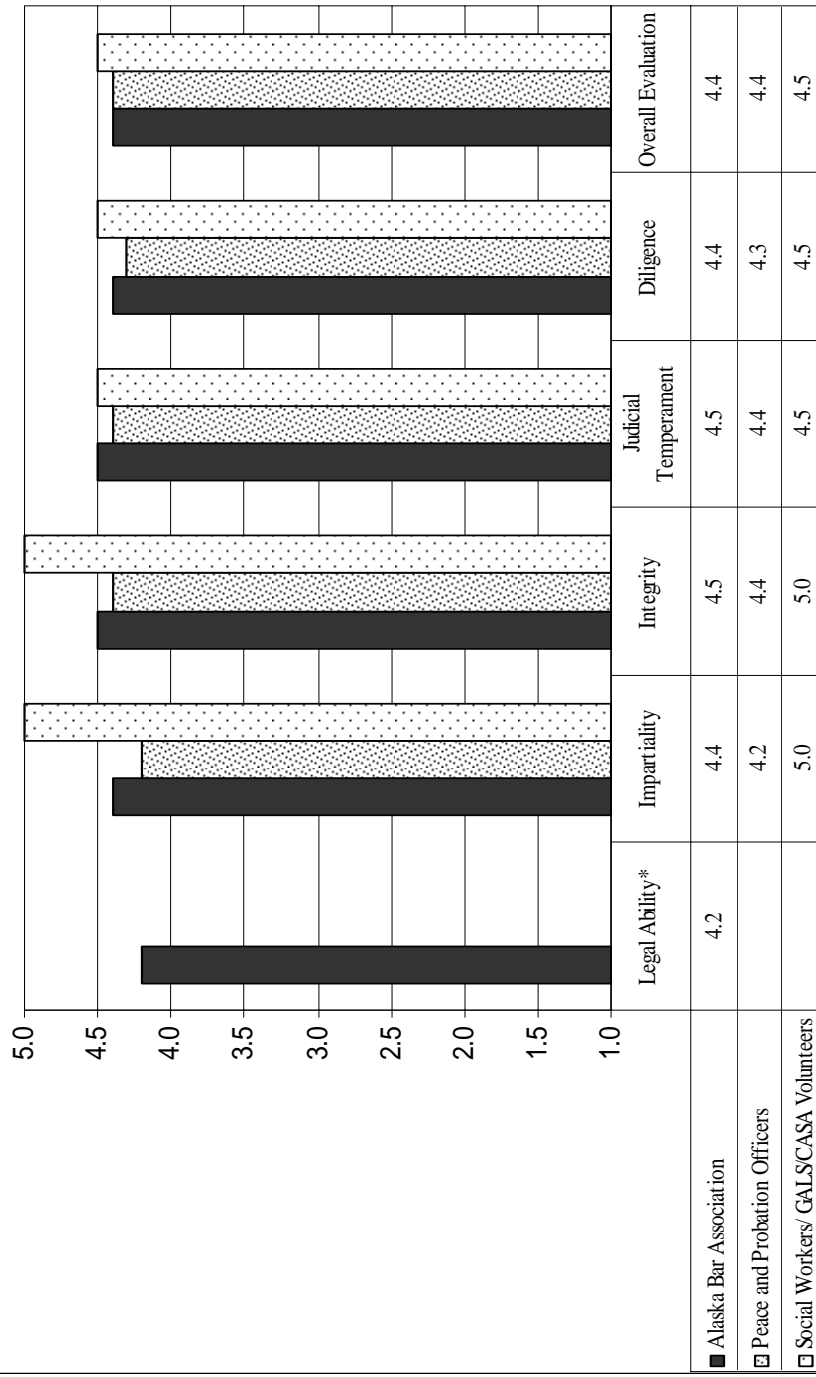
Note: Ratings for only those respondents who reported direct professional experience with the judge.

**Judge Winston S. Burbank: Detail Information on Responses
Social Workers, Guardians Ad Litem, and CASA Volunteers**

	Impartiality/ Fairness		Integrity		Judicial Temperament		Diligence		Overall Rating	
	Mean	N	Mean	N	Mean	N	Mean	N	Mean	N
Basis for Evaluation of Judge										
No Response	--	0	--	0	--	0	--	0	--	0
Direct Professional	5.0	2	5.0	2	4.5	2	4.5	2	4.5	2
Professional Reputation	5.0	1	5.0	1	--	0	--	0	--	0
Other Personal Contacts	4.0	1	4.0	1	4.0	1	4.0	1	4.0	1
Type of Work										
No Response	--	0	--	0	--	0	--	0	--	0
Social Worker	5.0	2	5.0	2	4.5	2	4.5	2	4.5	2
Guardian ad Litem	--	0	--	0	--	0	--	0	--	0
CASA Volunteer	--	0	--	0	--	0	--	0	--	0
Other	--	0	--	0	--	0	--	0	--	0
Years Experience										
No Response	--	0	--	0	--	0	--	0	--	0
5 Years or fewer	--	0	--	0	--	0	--	0	--	0
6 to 10 years	5.0	2	5.0	2	4.5	2	4.5	2	4.5	2
11 to 15 years	--	0	--	0	--	0	--	0	--	0
16 to 20 years	--	0	--	0	--	0	--	0	--	0
21 years or more	--	0	--	0	--	0	--	0	--	0
Gender										
No Response	--	0	--	0	--	0	--	0	--	0
Male	5.0	1	5.0	1	4.0	1	4.0	1	4.0	1
Female	5.0	1	5.0	1	5.0	1	5.0	1	5.0	1
Location of Practice										
No Response	--	0	--	0	--	0	--	0	--	0
First District	--	0	--	0	--	0	--	0	--	0
Second District	--	0	--	0	--	0	--	0	--	0
Third District	--	0	--	0	--	0	--	0	--	0
Fourth District	5.0	2	5.0	2	4.5	2	4.5	2	4.5	2
Outside of Alaska	--	0	--	0	--	0	--	0	--	0
Community Population										
No Response	--	0	--	0	--	0	--	0	--	0
Under 2,000	--	0	--	0	--	0	--	0	--	0
Between 2,000 and 35,000	5.0	1	5.0	1	5.0	1	5.0	1	5.0	1
Over 35,000	5.0	1	5.0	1	4.0	1	4.0	1	4.0	1

Note: Ratings for only those respondents who reported direct professional experience with the judge.

District Court Judge Winston S. Burbank



*Legal Ability items are only completed by Alaska Bar Association members.

48. DISTRICT COURT JUDGE BRIAN K. CLARK

A. Alaska Bar Association

Demographic Description (N=216)

	N	%
Type of Practice		
No Response	1	0.4%
Private, Solo	41	19.0%
Private, 2-5 Attorneys	37	17.2%
Private, 6+ Attorneys	28	13.0%
Private, Corporate Employee	4	1.8%
State Judge or Judicial Officer	21	9.7%
Government	74	34.4%
Public Service Agency or Organization (not govt)	4	1.8%
Other	5	2.3%
Length of Alaska Practice		
No Response	2	0.9%
5 Years or fewer	34	15.8%
6 to 10 years	34	15.8%
11 to 15 years	33	15.3%
16 to 20 years	32	14.8%
21 years or more	80	37.2%
Gender		
No Response	3	1.3%
Male	133	61.8%
Female	79	36.7%
Cases Handled		
No Response	2	0.9%
Prosecution	37	17.2%
Mainly Criminal	27	12.5%
Mixed Criminal & Civil	61	28.3%
Mainly Civil	81	37.6%
Other	7	3.2%
Location of Practice		
No Response	1	0.4%
First District	3	1.3%
Second District	4	1.8%
Third District	197	91.6%
Fourth District	9	4.1%
Outside of Alaska	1	0.4%

**Evaluation of Judge Brian K. Clark:
Alaska Bar Association Members**

Summary of Findings

Judge Brian K. Clark was evaluated by 184 Alaska Bar Association members who reported having direct professional experience with the judge. The mean score on *overall evaluation* was 4.3. The highest mean score was obtained on *integrity* (4.5) and the lowest score was obtained on *legal ability* (4.2). Details are present in the two tables that follow.

	Poor		Deficient		Accept		Good		Excellent		Mean
	N	%	N	%	N	%	N	%	N	%	
Legal Ability	2	1.1%	2	1.1%	25	13.9%	77	43.0%	73	40.7%	4.2
Impartiality/Fairness	1	0.5%	1	0.5%	16	8.7%	75	41.2%	89	48.9%	4.4
Integrity	1	0.5%	1	0.5%	11	6.0%	67	36.8%	102	56.0%	4.5
Judicial Temperament	2	1.0%	2	1.0%	14	7.6%	63	34.2%	103	55.9%	4.4
Diligence	1	0.5%	3	1.6%	16	9.0%	70	39.5%	87	49.1%	4.4
Overall Rating	1	0.5%	2	1.1%	18	9.9%	73	40.3%	87	48.0%	4.3

Note: Ratings for only those respondents who reported direct professional experience with the judge.

**Judge Brian K. Clark: Detailed Information Responses
Alaska Bar Association Members**

	Legal Ability		Impartiality/ Fairness		Integrity		Judicial Temperament		Diligence		Overall Rating	
	Mean	N	Mean	N	Mean	N	Mean	N	Mean	N	Mean	N
	Basis for Evaluation of Judge											
No Response	3.5	4	3.8	4	4.0	4	4.0	4	4.0	4	4.0	4
Direct Professional	4.2	179	4.4	182	4.5	182	4.4	184	4.4	177	4.3	181
Professional Reputation	4.7	16	4.7	16	4.8	16	4.7	16	4.8	16	4.7	16
Other Personal Contacts	4.3	11	4.5	14	4.6	14	4.7	12	4.5	11	4.6	12
Type of Practice												
No Response	3.0	1	3.0	1	3.0	1	3.0	1	3.0	1	3.0	1
Private, Solo	4.0	35	4.1	36	4.3	37	4.2	38	4.3	36	4.2	36
Private, 2-5 Attorneys	4.0	36	4.2	36	4.4	36	4.5	36	4.3	35	4.2	35
Private, 6+ Attorneys	4.2	21	4.4	22	4.5	22	4.3	23	4.2	21	4.3	22
Private, Corporate Employee	3.5	2	3.5	2	3.5	2	3.5	2	3.5	2	3.5	2
State Judge or Judicial Officer	4.4	18	4.7	18	4.8	18	4.7	18	4.5	18	4.6	18
Government	4.4	62	4.6	63	4.6	62	4.5	62	4.5	60	4.5	63
Public Service Agency or Organization (not govt)	4.5	2	4.5	2	5.0	2	5.0	2	4.5	2	4.5	2
Other	4.5	2	4.0	2	4.5	2	4.5	2	4.5	2	4.5	2
Years Experience												
No Response	4.0	2	4.0	2	4.0	2	4.0	2	4.0	2	4.0	2
5 Years or fewer	4.4	24	4.5	25	4.5	25	4.4	26	4.4	23	4.5	25
6 to 10 years	4.5	27	4.5	28	4.6	27	4.6	28	4.7	26	4.6	28
11 to 15 years	4.1	30	4.3	30	4.3	30	4.4	31	4.3	30	4.3	30
16 to 20 years	4.2	25	4.3	26	4.4	26	4.3	26	4.2	26	4.2	25
21 years or more	4.1	71	4.4	71	4.5	72	4.4	71	4.3	70	4.3	71
Gender												
No Response	3.5	2	4.0	2	4.0	2	4.0	2	4.0	2	4.0	2
Male	4.1	113	4.3	115	4.4	116	4.4	117	4.3	112	4.3	114
Female	4.4	64	4.4	65	4.5	64	4.6	65	4.5	63	4.5	65
Majority of Practice Consists of												
No Response	4.0	2	4.0	2	4.0	2	4.0	2	4.0	2	4.0	2
Prosecution	4.4	33	4.6	33	4.6	33	4.5	33	4.5	32	4.5	33
Mainly Criminal	4.5	22	4.5	24	4.5	23	4.5	25	4.4	22	4.5	24
Mixed Criminal & Civil	4.3	56	4.4	56	4.5	56	4.4	56	4.4	56	4.4	56
Mainly Civil	4.0	62	4.3	63	4.4	64	4.4	64	4.2	61	4.2	62
Other	3.8	4	4.0	4	4.0	4	4.3	4	4.3	4	3.8	4
Location of Practice												
No Response	3.0	1	3.0	1	3.0	1	3.0	1	3.0	1	3.0	1
First District	4.0	1	5.0	1	5.0	1	5.0	1	4.0	1	4.0	1
Second District	4.5	2	4.5	2	4.5	2	4.5	2	4.5	2	4.5	2
Third District	4.2	166	4.4	169	4.5	169	4.4	171	4.3	164	4.3	168
Fourth District	4.5	8	4.4	8	4.4	8	4.6	8	4.5	8	4.4	8
Outside of Alaska	5.0	1	5.0	1	5.0	1	5.0	1	5.0	1	5.0	1

Note: Ratings for only those respondents who reported direct professional experience with the judge.

48. DISTRICT COURT JUDGE BRIAN K. CLARK

B. Peace and Probation Officers

Demographic Description (N=37)

	N	%
Type of Work		
No Response	--	0
State Law Enforcement Officer	14	37.8%
Municipal/Borough Law Enforcement Officer	21	56.7%
Village Public Safety Officer (VPSO)	--	0
Probation/Parole Officer	2	5.4%
Other	--	0
Length of Alaska Experience		
No Response	--	0
5 Years or fewer	8	21.6%
6 to 10 years	9	24.3%
11 to 15 years	11	29.7%
16 to 20 years	3	8.1%
21 years or more	6	16.2%
Gender		
No Response	--	0
Male	29	78.3%
Female	8	21.6%
Location of Practice		
No Response	--	0
First District	--	0
Second District	2	5.4%
Third District	35	94.5%
Fourth District	--	0
Outside of Alaska	--	0
Community Population		
No Response	--	0
Under 2,000	--	0
Between 2,000 and 35,000	5	13.5%
Over 35,000	32	86.4%

**Evaluation of Judge Brian K. Clark
Peace and Probation Officers**

Summary of Findings

Judge Brian K. Clark was evaluated by 30 Peace and Probation Officers who reported having direct professional experience with the judge. The mean score on *overall evaluation* was 4.5. The highest mean score was obtained on *integrity* (4.6) and all other areas obtained a score of 4.5. Details are present in the two tables that follow.

	Poor		Deficient		Accept		Good		Excellent		Mean
	N	%	N	%	N	%	N	%	N	%	
Impartiality/Fairness	--	0	--	0	1	3.3%	13	43.3%	16	53.3%	4.5
Integrity	--	0	--	0	--	0	12	42.8%	16	57.1%	4.6
Judicial Temperament	--	0	--	0	1	3.4%	12	41.3%	16	55.1%	4.5
Diligence	--	0	--	0	1	3.5%	12	42.8%	15	53.5%	4.5
Overall Rating	--	0	--	0	--	0	14	46.6%	16	53.3%	4.5

Note: Ratings for only those respondents who reported direct professional experience with the judge.

**Judge Brian K. Clark: Detailed Information on Responses
Peace and Probation Officers**

	Impartiality/ Fairness		Integrity		Judicial Temperament		Diligence		Overall Rating	
	Mean	N	Mean	N	Mean	N	Mean	N	Mean	N
Basis for Evaluation of Judge										
No Response	5.0	1	5.0	1	5.0	1	5.0	1	5.0	1
Direct Professional	4.5	30	4.6	28	4.5	29	4.5	28	4.5	30
Professional Reputation	3.2	6	3.0	6	3.2	6	3.3	6	3.2	6
Other Personal Contacts	5.0	1	5.0	1	5.0	1	5.0	1	5.0	1
Type of Work										
No Response	--	0	--	0	--	0	--	0	--	0
State Law Enforcement Officer	4.6	12	4.7	11	4.6	12	4.5	11	4.7	12
Municipal/Borough Law Enforcement Officer	4.4	18	4.5	17	4.5	17	4.5	17	4.4	18
Village Public Safety Officer (VPSO)	--	0	--	0	--	0	--	0	--	0
Probation/Parole Officer	--	0	--	0	--	0	--	0	--	0
Other	--	0	--	0	--	0	--	0	--	0
Years Experience										
No Response	--	0	--	0	--	0	--	0	--	0
5 Years or fewer	4.6	5	4.4	5	4.4	5	4.4	5	4.6	5
6 to 10 years	4.6	8	4.7	7	4.6	8	4.7	7	4.6	8
11 to 15 years	4.6	9	4.6	8	4.6	8	4.6	9	4.6	9
16 to 20 years	4.3	3	4.7	3	4.7	3	4.5	2	4.3	3
21 years or more	4.2	5	4.4	5	4.2	5	4.2	5	4.4	5
Gender										
No Response	--	0	--	0	--	0	--	0	--	0
Male	4.5	25	4.6	24	4.5	24	4.5	23	4.6	25
Female	4.4	5	4.3	4	4.4	5	4.4	5	4.4	5
Location of Practice										
No Response	--	0	--	0	--	0	--	0	--	0
First District	--	0	--	0	--	0	--	0	--	0
Second District	5.0	1	5.0	1	5.0	1	5.0	1	5.0	1
Third District	4.5	29	4.6	27	4.5	28	4.5	27	4.5	29
Fourth District	--	0	--	0	--	0	--	0	--	0
Outside of Alaska	--	0	--	0	--	0	--	0	--	0
Community Population										
No Response	--	0	--	0	--	0	--	0	--	0
Under 2,000	--	0	--	0	--	0	--	0	--	0
Between 2,000 and 35,000	4.3	3	5.0	3	4.7	3	4.5	2	4.3	3
Over 35,000	4.5	27	4.5	25	4.5	26	4.5	26	4.6	27

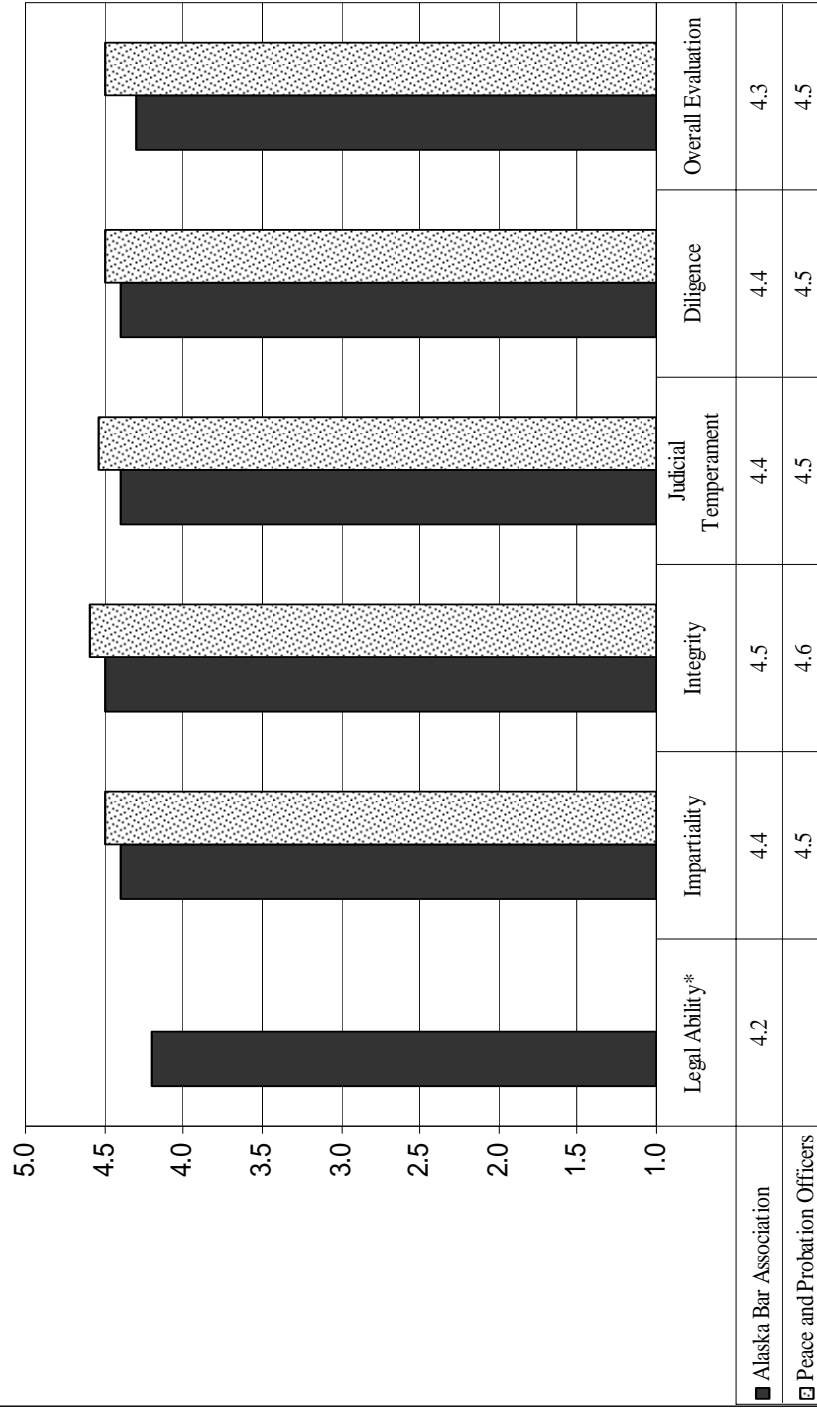
Note: Ratings for only those respondents who reported direct professional experience with the judge.

48. DISTRICT COURT JUDGE BRIAN K. CLARK

C. Social Workers, Guardians ad Litem, and CASA Volunteers

There were no responses from this group for Judge Brian K. Clark.

District Court Judge Brian K. Clark
Average Ratings from All Groups Surveyed



*Legal Ability items are only completed by Alaska Bar Association members.

49. DISTRICT COURT JUDGE WILLIAM L. ESTELLE

A. Alaska Bar Association

Demographic Description (N=144)

	N	%
Type of Practice		
No Response	5	3.4%
Private, Solo	34	23.6%
Private, 2-5 Attorneys	22	15.2%
Private, 6+ Attorneys	15	10.4%
Private, Corporate Employee	4	2.7%
State Judge or Judicial Officer	17	11.8%
Government	41	28.4%
Public Service Agency or Organization (not govt)	3	2.0%
Other	3	2.0%
Length of Alaska Practice		
No Response	6	4.1%
5 Years or fewer	17	11.8%
6 to 10 years	17	11.8%
11 to 15 years	24	16.6%
16 to 20 years	23	15.9%
21 years or more	57	39.5%
Gender		
No Response	5	3.4%
Male	102	70.8%
Female	37	25.6%
Cases Handled		
No Response	6	4.1%
Prosecution	17	11.8%
Mainly Criminal	20	13.8%
Mixed Criminal & Civil	53	36.8%
Mainly Civil	44	30.5%
Other	4	2.7%
Location of Practice		
No Response	4	2.7%
First District	4	2.7%
Second District	2	1.3%
Third District	125	86.8%
Fourth District	7	4.8%
Outside of Alaska	2	1.3%

**Evaluation of Judge William L. Estelle:
Alaska Bar Association Members**

Summary of Findings

Judge William L. Estelle was evaluated by 117 Alaska Bar Association members who reported having direct professional experience with the judge. The mean score on *overall evaluation* was 3.8. The highest mean score was obtained on *integrity* (4.0) and all the remaining areas obtained a score of 3.8. Details are present in the two tables that follow.

	Poor		Deficient		Accept		Good		Excellent		Mean
	N	%	N	%	N	%	N	%	N	%	
Legal Ability	5	4.2%	6	5.1%	30	25.6%	43	36.7%	33	28.2%	3.8
Impartiality/Fairness	5	4.2%	8	6.8%	29	24.7%	37	31.6%	38	32.4%	3.8
Integrity	4	3.4%	2	1.7%	26	22.4%	37	31.8%	47	40.5%	4.0
Judicial Temperament	6	5.2%	9	7.8%	31	26.9%	27	23.4%	42	36.5%	3.8
Diligence	5	4.3%	5	4.3%	32	27.5%	35	30.1%	39	33.6%	3.8
Overall Rating	6	5.1%	7	6.0%	31	26.7%	36	31.0%	36	31.0%	3.8

Note: Ratings for only those respondents who reported direct professional experience with the judge.

**Judge William L. Estelle: Detailed Information Responses
Alaska Bar Association Members**

	Legal Ability		Impartiality/ Fairness		Integrity		Judicial Temperament		Diligence		Overall Rating	
	Mean	N	Mean	N	Mean	N	Mean	N	Mean	N	Mean	N
Basis for Evaluation of Judge												
No Response	4.0	3	3.7	3	4.3	3	3.7	3	4.0	3	3.7	3
Direct Professional	3.8	117	3.8	117	4.0	116	3.8	115	3.8	116	3.8	116
Professional Reputation	3.8	19	3.9	19	4.2	19	4.1	18	3.8	18	3.8	19
Other Personal Contacts	4.4	5	4.4	5	4.4	5	4.4	5	4.4	5	4.4	5
Type of Practice												
No Response	3.4	5	3.6	5	3.6	5	3.6	5	3.2	5	3.4	5
Private, Solo	3.7	27	3.9	27	4.1	26	3.8	27	3.7	27	3.8	27
Private, 2-5 Attorneys	3.8	21	4.2	20	4.2	20	4.3	20	3.9	21	3.9	20
Private, 6+ Attorneys	4.0	11	3.5	12	3.9	11	3.8	11	4.1	11	3.6	11
Private, Corporate Employee	1.5	2	1.5	2	1.5	2	1.5	2	1.5	2	1.5	2
State Judge or Judicial Officer	4.4	13	4.3	13	4.4	13	4.2	13	4.5	12	4.3	13
Government	3.7	34	3.5	33	3.9	34	3.4	32	3.8	34	3.6	34
Public Service Agency or Organization (not govt)	4.0	1	4.5	2	4.5	2	4.0	2	5.0	1	5.0	1
Other	4.3	3	4.3	3	4.7	3	4.7	3	4.7	3	4.7	3
Years Experience												
No Response	4.0	5	3.7	6	4.0	5	3.8	5	3.8	5	3.8	5
5 Years or fewer	3.4	15	3.5	15	3.7	15	3.1	14	3.4	15	3.4	15
6 to 10 years	3.5	14	3.5	14	3.9	14	3.5	14	3.7	14	3.6	14
11 to 15 years	4.0	21	4.0	21	4.3	20	4.3	21	4.2	21	4.0	21
16 to 20 years	3.7	19	3.6	19	3.7	19	3.4	19	3.6	18	3.5	19
21 years or more	4.0	43	4.1	42	4.2	43	4.0	42	4.0	43	4.0	42
Gender												
No Response	3.4	5	3.6	5	3.6	5	3.6	5	3.2	5	3.4	5
Male	3.9	80	3.9	79	4.1	79	3.9	78	3.9	79	3.8	79
Female	3.6	32	3.5	33	3.9	32	3.6	32	3.8	32	3.6	32
Majority of Practice Consists of												
No Response	3.7	6	3.8	6	3.8	6	3.8	6	3.5	6	3.7	6
Prosecution	4.3	12	4.0	11	4.3	12	3.6	10	4.0	12	3.9	12
Mainly Criminal	3.7	17	3.2	18	3.8	17	3.6	17	3.8	17	3.5	16
Mixed Criminal & Civil	3.8	45	3.8	45	4.1	44	3.8	45	4.0	44	3.8	45
Mainly Civil	3.7	34	4.1	34	4.1	34	4.0	34	3.7	34	3.8	34
Other	3.3	3	3.3	3	4.0	3	3.3	3	3.7	3	3.7	3
Location of Practice												
No Response	3.8	4	3.8	4	3.8	4	3.8	4	3.8	4	3.8	4
First District	3.0	2	4.0	2	4.0	2	3.5	2	2.5	2	3.0	2
Second District	5.0	1	5.0	1	5.0	1	5.0	1	5.0	1	5.0	1
Third District	3.8	103	3.8	103	4.0	102	3.8	101	3.9	102	3.7	102
Fourth District	4.0	6	4.0	6	4.3	6	4.0	6	4.0	6	4.0	6
Outside of Alaska	4.0	1	5.0	1	5.0	1	5.0	1	4.0	1	5.0	1

Note: Ratings for only those respondents who reported direct professional experience with the judge.

49. DISTRICT COURT JUDGE WILLIAM L. ESTELLE

B. Peace and Probation Officers

Demographic Description (N=36)

	N	%
Type of Work		
No Response	--	0
State Law Enforcement Officer	15	41.6%
Municipal/Borough Law Enforcement Officer	12	33.3%
Village Public Safety Officer (VPSO)	--	0
Probation/Parole Officer	9	25.0%
Other	--	0
Length of Alaska Experience		
No Response	1	2.7%
5 Years or fewer	15	41.6%
6 to 10 years	8	22.2%
11 to 15 years	4	11.1%
16 to 20 years	1	2.7%
21 years or more	7	19.4%
Gender		
No Response	--	0
Male	27	75.0%
Female	9	25.0%
Location of Practice		
No Response	--	0
First District	--	0
Second District	--	0
Third District	36	100.0%
Fourth District	--	0
Outside of Alaska	--	0
Community Population		
No Response	--	0
Under 2,000	1	2.7%
Between 2,000 and 35,000	20	55.5%
Over 35,000	15	41.6%

**Evaluation of Judge William L. Estelle
Peace and Probation Officers**

Summary of Findings

Judge William L. Estelle was evaluated by 31 Peace and Probation Officers who reported having direct professional experience with the judge. The mean score on *overall evaluation* was 3.7. The highest mean score was obtained on *integrity* (4.1) and lowest score was obtained on *judicial temperament* (3.5). Details are present in the two tables that follow.

	Poor		Deficient		Accept		Good		Excellent		Mean
	N	%	N	%	N	%	N	%	N	%	
Impartiality/Fairness	1	3.2%	2	6.4%	9	29.0%	11	35.4%	8	25.8%	3.7
Integrity	--	0	--	0	10	33.3%	8	26.6%	12	40.0%	4.1
Judicial Temperament	--	0	6	20.0%	8	26.6%	11	36.6%	5	16.6%	3.5
Diligence	--	0	2	6.6%	8	26.6%	12	40.0%	8	26.6%	3.9
Overall Rating	--	0	2	6.8%	12	41.3%	9	31.0%	6	20.6%	3.7

Note: Ratings for only those respondents who reported direct professional experience with the judge.

**Judge William L. Estelle: Detailed Information on Responses
Peace and Probation Officers**

	Impartiality/ Fairness		Integrity		Judicial Temperament		Diligence		Overall Rating	
	Mean	N	Mean	N	Mean	N	Mean	N	Mean	N
Basis for Evaluation of Judge										
No Response	3.5	2	4.0	2	4.0	2	4.0	2	4.0	2
Direct Professional	3.7	31	4.1	30	3.5	30	3.9	30	3.7	29
Professional Reputation	4.2	5	4.2	5	4.2	5	4.2	5	4.2	5
Other Personal Contacts	--	0	--	0	--	0	--	0	--	0
Type of Work										
No Response	--	0	--	0	--	0	--	0	--	0
State Law Enforcement Officer	3.6	15	4.1	15	3.4	14	3.8	15	3.5	13
Municipal/Borough Law Enforcement Officer	3.9	10	4.1	9	3.7	10	3.7	9	3.7	10
Village Public Safety Officer (VPSO)	--	0	--	0	--	0	--	0	--	0
Probation/Parole Officer	3.8	6	4.0	6	3.5	6	4.3	6	3.8	6
Other	--	0	--	0	--	0	--	0	--	0
Years Experience										
No Response	3.0	1	--	0	3.0	1	--	0	3.0	1
5 Years or fewer	3.8	12	4.2	12	3.7	12	4.0	12	3.8	12
6 to 10 years	4.0	7	4.4	7	3.9	7	4.4	7	4.0	6
11 to 15 years	4.0	3	4.0	3	3.5	2	4.0	3	3.5	2
16 to 20 years	3.0	1	3.0	1	3.0	1	3.0	1	3.0	1
21 years or more	3.4	7	3.7	7	3.0	7	3.1	7	3.3	7
Gender										
No Response	--	0	--	0	--	0	--	0	--	0
Male	3.7	24	4.1	23	3.4	23	3.7	23	3.6	22
Female	4.0	7	4.0	7	3.7	7	4.3	7	3.9	7
Location of Practice										
No Response	--	0	--	0	--	0	--	0	--	0
First District	--	0	--	0	--	0	--	0	--	0
Second District	--	0	--	0	--	0	--	0	--	0
Third District	3.7	31	4.1	30	3.5	30	3.9	30	3.7	29
Fourth District	--	0	--	0	--	0	--	0	--	0
Outside of Alaska	--	0	--	0	--	0	--	0	--	0
Community Population										
No Response	--	0	--	0	--	0	--	0	--	0
Under 2,000	5.0	1	5.0	1	5.0	1	5.0	1	5.0	1
Between 2,000 and 35,000	3.7	18	4.1	17	3.6	18	3.9	17	3.6	17
Over 35,000	3.7	12	3.9	12	3.2	11	3.8	12	3.5	11

Note: Ratings for only those respondents who reported direct professional experience with the judge.

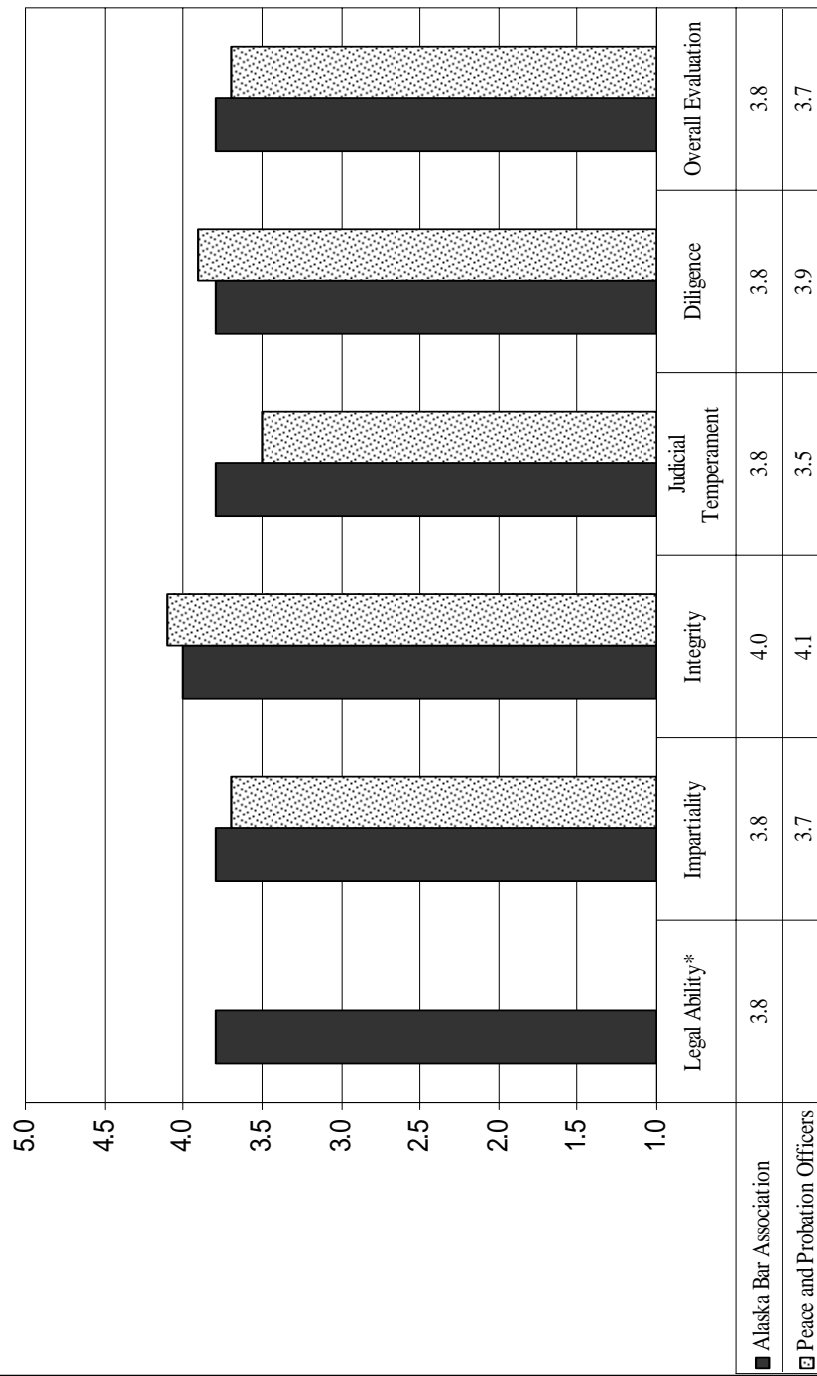
49. DISTRICT COURT JUDGE WILLIAM L. ESTELLE

C. Social Workers, Guardians ad Litem, and CASA Volunteers

There were no responses from this group for Judge William L. Estelle.

District Court Judge William L. Estelle

Average Ratings from All Groups Surveyed



*Legal Ability items are only completed by Alaska Bar Association members.

50. DISTRICT COURT JUDGE GREGORY LOUIS HEATH

A. Alaska Bar Association

Demographic Description (N=64)

	N	%
Type of Practice		
No Response	3	4.6%
Private, Solo	18	28.1%
Private, 2-5 Attorneys	8	12.5%
Private, 6+ Attorneys	1	1.5%
Private, Corporate Employee	1	1.5%
State Judge or Judicial Officer	9	14.0%
Government	21	32.8%
Public Service Agency or Organization (not govt)	1	1.5%
Other	2	3.1%
Length of Alaska Practice		
No Response	4	6.2%
5 Years or fewer	11	17.1%
6 to 10 years	10	15.6%
11 to 15 years	10	15.6%
16 to 20 years	10	15.6%
21 years or more	19	29.6%
Gender		
No Response	3	4.6%
Male	40	62.5%
Female	21	32.8%
Cases Handled		
No Response	3	4.6%
Prosecution	6	9.3%
Mainly Criminal	10	15.6%
Mixed Criminal & Civil	27	42.1%
Mainly Civil	15	23.4%
Other	3	4.6%
Location of Practice		
No Response	3	4.6%
First District	--	0
Second District	1	1.5%
Third District	58	90.6%
Fourth District	2	3.1%
Outside of Alaska	--	0

**Evaluation of Judge Gregory Louis Heath:
Alaska Bar Association Members**

Summary of Findings

Judge Gregory Louis Heath was evaluated by 60 Alaska Bar Association members who reported having direct professional experience with the judge. The mean score on *overall evaluation* was 4.1. The highest mean score was obtained on *integrity* (4.2) and the lowest score was obtained on *legal ability* (3.9). Details are present in the two tables that follow.

	Poor		Deficient		Accept		Good		Excellent		Mean
	N	%	N	%	N	%	N	%	N	%	
Legal Ability	1	1.7%	1	1.7%	16	28.0%	22	38.5%	17	29.8%	3.9
Impartiality/Fairness	2	3.3%	2	3.3%	11	18.6%	17	28.8%	27	45.7%	4.1
Integrity	1	1.7%	1	1.7%	9	15.5%	19	32.7%	28	48.2%	4.2
Judicial Temperament	2	3.3%	3	5.0%	8	13.3%	19	31.6%	28	46.6%	4.1
Diligence	1	1.7%	2	3.5%	11	19.6%	24	42.8%	18	32.1%	4.0
Overall Rating	1	1.7%	3	5.2%	9	15.7%	20	35.0%	24	42.1%	4.1

Note: Ratings for only those respondents who reported direct professional experience with the judge.

**Judge Gregory Louis Heath: Detailed Information Responses
Alaska Bar Association Members**

	Legal Ability		Impartiality/ Fairness		Integrity		Judicial Temperament		Diligence		Overall Rating	
	Mean	N	Mean	N	Mean	N	Mean	N	Mean	N	Mean	N
Basis for Evaluation of Judge												
No Response	3.0	2	2.5	2	4.5	2	4.0	2	4.0	1	3.5	2
Direct Professional	3.9	57	4.1	59	4.2	58	4.1	60	4.0	56	4.1	57
Professional Reputation	4.7	3	4.3	3	5.0	3	4.7	3	4.3	3	4.7	3
Other Personal Contacts	4.0	1	4.0	1	4.0	1	4.0	1	4.0	1	4.0	1
Type of Practice												
No Response	3.0	2	2.5	2	3.0	2	2.5	2	3.0	2	2.5	2
Private, Solo	3.8	17	3.9	17	4.1	16	4.1	17	3.8	17	3.9	17
Private, 2-5 Attorneys	4.1	8	4.5	8	4.5	8	4.4	8	4.1	8	4.4	8
Private, 6+ Attorneys	4.0	1	4.0	1	4.0	1	4.0	1	4.0	1	4.0	1
Private, Corporate Employee	3.0	1	3.0	1	3.0	1	2.0	1	3.0	1	3.0	1
State Judge or Judicial Officer	4.0	7	4.6	7	4.7	7	4.6	7	4.5	6	4.6	7
Government	4.1	19	4.2	20	4.4	20	4.2	21	4.1	19	4.3	18
Public Service Agency or Organization (not govt)	--	0	3.0	1	3.0	1	3.0	1	--	0	3.0	1
Other	3.5	2	4.5	2	4.5	2	4.5	2	4.5	2	4.0	2
Years Experience												
No Response	3.7	3	3.3	3	3.7	3	3.3	3	3.3	3	3.3	3
5 Years or fewer	3.9	10	3.7	11	4.0	11	3.9	11	3.9	10	3.9	10
6 to 10 years	3.8	10	4.0	10	4.0	10	4.3	10	3.9	10	4.0	10
11 to 15 years	4.3	8	4.3	9	4.4	8	4.3	9	4.1	8	4.3	8
16 to 20 years	3.9	10	4.3	10	4.3	10	4.3	10	4.1	9	4.3	10
21 years or more	3.9	16	4.3	16	4.6	16	4.1	17	4.1	16	4.3	16
Gender												
No Response	3.0	2	2.5	2	3.0	2	2.5	2	3.0	2	2.5	2
Male	3.8	35	4.2	36	4.3	36	4.2	37	3.9	34	4.2	35
Female	4.2	20	4.1	21	4.3	20	4.2	21	4.2	20	4.2	20
Majority of Practice Consists of												
No Response	3.0	2	2.5	2	3.0	2	2.5	2	3.0	2	2.5	2
Prosecution	3.8	6	3.7	6	4.3	6	4.2	6	3.8	6	4.2	6
Mainly Criminal	4.2	9	4.3	9	4.3	9	4.4	9	4.2	9	4.4	8
Mixed Criminal & Civil	4.0	24	4.3	24	4.4	23	4.2	25	4.2	23	4.3	24
Mainly Civil	3.8	13	3.9	15	3.9	15	3.9	15	3.6	13	3.8	14
Other	4.0	3	4.7	3	4.7	3	4.7	3	4.7	3	4.3	3
Location of Practice												
No Response	3.0	2	2.5	2	3.0	2	2.5	2	3.0	2	2.5	2
First District	--	0	--	0	--	0	--	0	--	0	--	0
Second District	--	0	--	0	--	0	--	0	--	0	--	0
Third District	4.0	53	4.2	55	4.3	54	4.2	56	4.0	52	4.2	53
Fourth District	3.5	2	4.0	2	4.0	2	4.0	2	4.0	2	4.0	2
Outside of Alaska	--	0	--	0	--	0	--	0	--	0	--	0

Note: Ratings for only those respondents who reported direct professional experience with the judge.

50. DISTRICT COURT JUDGE GREGORY LOUIS HEATH

B. Peace and Probation Officers

Demographic Description (N=28)

		N	%
Type of Work			
	No Response	--	0
	State Law Enforcement Officer	11	39.2%
	Municipal/Borough Law Enforcement Officer	9	32.1%
	Village Public Safety Officer (VPSO)	--	0
	Probation/Parole Officer	8	28.5%
	Other	--	0
Length of Alaska Experience			
	No Response	1	3.5%
	5 Years or fewer	11	39.2%
	6 to 10 years	8	28.5%
	11 to 15 years	2	7.1%
	16 to 20 years	1	3.5%
	21 years or more	5	17.8%
Gender			
	No Response	--	0
	Male	21	75.0%
	Female	7	25.0%
Location of Practice			
	No Response	--	0
	First District	--	0
	Second District	--	0
	Third District	28	100.0%
	Fourth District	--	0
	Outside of Alaska	--	0
Community Population			
	No Response	--	0
	Under 2,000	--	0
	Between 2,000 and 35,000	17	60.7%
	Over 35,000	11	39.2%

**Evaluation of Judge Gregory Louis Heath
Peace and Probation Officers**

Summary of Findings

Judge Gregory Louis Heath was evaluated by 22 Peace and Probation Officers who reported having direct professional experience with the judge. The mean score on *overall evaluation* was 3.9. The highest mean score was obtained on *integrity* (4.2) and the lowest scores were obtained on *impartiality/fairness* (3.9) and *diligence* (3.9). Details are present in the two tables that follow.

	Poor		Deficient		Accept		Good		Excellent		Mean
	N	%	N	%	N	%	N	%	N	%	
Impartiality/Fairness	--	0	2	9.0%	5	22.7%	9	40.9%	6	27.2%	3.9
Integrity	--	0	--	0	6	28.5%	5	23.8%	10	47.6%	4.2
Judicial Temperament	--	0	--	0	6	27.2%	9	40.9%	7	31.8%	4.0
Diligence	--	0	1	4.7%	5	23.8%	10	47.6%	5	23.8%	3.9
Overall Rating	--	0	1	5.0%	6	30.0%	8	40.0%	5	25.0%	3.9

Note: Ratings for only those respondents who reported direct professional experience with the judge.

Judge Gregory Louis Heath: Detailed Information on Responses Peace and Probation Officers

	Impartiality/ Fairness		Integrity		Judicial Temperament		Diligence		Overall Rating	
	Mean	N	Mean	N	Mean	N	Mean	N	Mean	N
Basis for Evaluation of Judge										
No Response	--	0	--	0	--	0	--	0	--	0
Direct Professional	3.9	22	4.2	21	4.0	22	3.9	21	3.9	20
Professional Reputation	4.2	5	4.2	5	4.2	5	4.2	5	4.2	5
Other Personal Contacts	5.0	1	5.0	1	5.0	1	5.0	1	5.0	1
Type of Work										
No Response	--	0	--	0	--	0	--	0	--	0
State Law Enforcement Officer	4.0	9	4.4	9	4.3	9	4.2	9	4.1	8
Municipal/Borough Law Enforcement Officer	3.5	8	3.9	7	3.8	8	3.4	7	3.4	7
Village Public Safety Officer (VPSO)	--	0	--	0	--	0	--	0	--	0
Probation/Parole Officer	4.2	5	4.2	5	4.0	5	4.0	5	4.0	5
Other	--	0	--	0	--	0	--	0	--	0
Years Experience										
No Response	2.0	1	--	0	3.0	1	--	0	2.0	1
5 Years or fewer	3.9	8	4.3	8	4.0	8	4.0	8	4.1	8
6 to 10 years	4.3	7	4.4	7	4.3	7	4.0	7	4.0	5
11 to 15 years	3.5	2	3.5	2	4.0	2	3.5	2	3.5	2
16 to 20 years	3.0	1	3.0	1	3.0	1	3.0	1	3.0	1
21 years or more	4.0	3	4.3	3	4.3	3	4.0	3	4.0	3
Gender										
No Response	--	0	--	0	--	0	--	0	--	0
Male	3.9	17	4.3	16	4.0	17	3.9	16	3.9	15
Female	3.8	5	4.0	5	4.2	5	3.8	5	3.8	5
Location of Practice										
No Response	--	0	--	0	--	0	--	0	--	0
First District	--	0	--	0	--	0	--	0	--	0
Second District	--	0	--	0	--	0	--	0	--	0
Third District	3.9	22	4.2	21	4.0	22	3.9	21	3.9	20
Fourth District	--	0	--	0	--	0	--	0	--	0
Outside of Alaska	--	0	--	0	--	0	--	0	--	0
Community Population										
No Response	--	0	--	0	--	0	--	0	--	0
Under 2,000	--	0	--	0	--	0	--	0	--	0
Between 2,000 and 35,000	3.8	13	4.1	12	3.8	13	3.7	12	3.6	11
Over 35,000	4.0	9	4.3	9	4.4	9	4.2	9	4.1	9

Note: Ratings for only those respondents who reported direct professional experience with the judge.

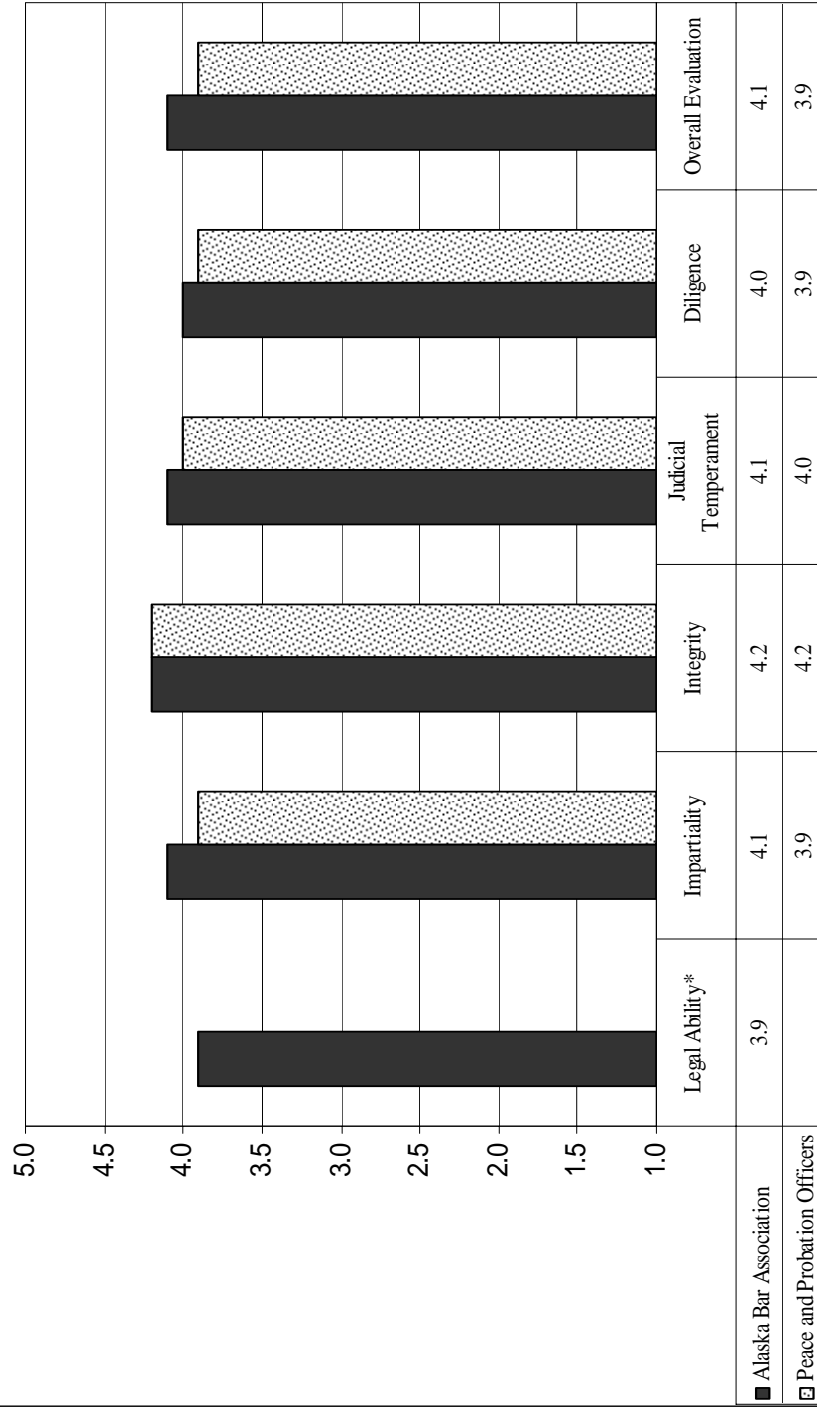
50. DISTRICT COURT JUDGE GREGORY LOUIS HEATH

C. Social Workers, Guardians ad Litem, and CASA Volunteers

There were no respondents from this group for Judge Gregory Louis Heath.

District Court Judge Gregory Louis Heath

Average Ratings from All Groups Surveyed



*Legal Ability items are only completed by Alaska Bar Association members.

51. DISTRICT COURT JUDGE JANE F. KAUFER

A. Alaska Bar Association

Demographic Description (N=214)

	N	%
Type of Practice		
No Response	5	2.3%
Private, Solo	42	19.6%
Private, 2-5 Attorneys	39	18.2%
Private, 6+ Attorneys	15	7.0%
Private, Corporate Employee	2	0.9%
State Judge or Judicial Officer	39	18.2%
Government	55	25.7%
Public Service Agency or Organization (not govt)	7	3.2%
Other	10	4.6%
Length of Alaska Practice		
No Response	3	1.4%
5 Years or fewer	25	11.6%
6 to 10 years	13	6.0%
11 to 15 years	18	8.4%
16 to 20 years	35	16.3%
21 years or more	120	56.0%
Gender		
No Response	5	2.3%
Male	146	68.2%
Female	63	29.4%
Cases Handled		
No Response	4	1.8%
Prosecution	17	7.9%
Mainly Criminal	14	6.5%
Mixed Criminal & Civil	71	33.1%
Mainly Civil	99	46.2%
Other	9	4.2%
Location of Practice		
No Response	4	1.8%
First District	17	7.9%
Second District	4	1.8%
Third District	99	46.2%
Fourth District	88	41.1%
Outside of Alaska	2	0.9%

**Evaluation of Judge Jane F. Kauver:
Alaska Bar Association Members**

Summary of Findings

Judge Jane F. Kauver was evaluated by 174 Alaska Bar Association members who reported having direct professional experience with the judge. The mean score on *overall evaluation* was 3.9. The highest mean score was obtained on *integrity* (4.1) and the lowest score was obtained on *diligence* (3.6). Details are present in the two tables that follow.

	Poor		Deficient		Accept		Good		Excellent		Mean
	N	%	N	%	N	%	N	%	N	%	
Legal Ability	4	2.2%	11	6.3%	38	21.8%	71	40.8%	50	28.7%	3.9
Impartiality/Fairness	6	3.4%	14	8.0%	35	20.1%	67	38.5%	52	29.8%	3.8
Integrity	3	1.7%	8	4.6%	32	18.7%	61	35.6%	67	39.1%	4.1
Judicial Temperament	6	3.4%	9	5.1%	44	25.2%	68	39.0%	47	27.0%	3.8
Diligence	9	5.2%	15	8.7%	48	28.0%	55	32.1%	44	25.7%	3.6
Overall Rating	3	1.7%	11	6.4%	38	22.2%	66	38.5%	53	30.9%	3.9

Note: Ratings for only those respondents who reported direct professional experience with the judge.

**Judge Jane F. Kauver: Detailed Information Responses
Alaska Bar Association Members**

	Legal Ability		Impartiality/ Fairness		Integrity		Judicial Temperament		Diligence		Overall Rating	
	Mean	N	Mean	N	Mean	N	Mean	N	Mean	N	Mean	N
	Basis for Evaluation of Judge											
No Response	3.2	6	3.5	6	3.6	7	2.9	7	2.6	7	3.3	6
Direct Professional	3.9	174	3.8	174	4.1	171	3.8	174	3.6	171	3.9	171
Professional Reputation	4.2	33	4.2	33	4.4	34	4.2	34	4.1	31	4.2	34
Other Personal Contacts	4.8	4	5.0	3	5.0	4	4.8	4	4.7	3	4.3	4
Type of Practice												
No Response	2.8	5	3.0	5	3.0	5	3.0	5	2.4	5	3.0	5
Private, Solo	3.9	31	3.8	32	4.0	31	3.7	32	3.8	32	3.8	32
Private, 2-5 Attorneys	3.7	34	3.7	34	4.0	33	3.8	34	3.5	34	3.7	33
Private, 6+ Attorneys	3.9	12	3.8	12	4.0	12	3.9	12	4.0	11	4.3	11
Private, Corporate Employee	4.0	2	4.0	2	4.0	2	4.0	2	4.0	2	4.0	2
State Judge or Judicial Officer	4.4	34	4.4	34	4.6	34	4.4	33	4.2	34	4.4	34
Government	3.8	44	3.6	43	3.9	43	3.6	44	3.3	42	3.7	43
Public Service Agency or Organization (not govt)	2.5	4	2.8	4	3.0	3	2.8	4	2.0	3	3.0	3
Other	4.4	8	4.3	8	4.4	8	4.1	8	3.8	8	4.4	8
Years Experience												
No Response	3.0	3	3.3	3	3.3	3	3.3	3	2.3	3	3.3	3
5 Years or fewer	4.0	22	3.8	21	4.1	21	3.8	22	3.9	19	4.0	20
6 to 10 years	3.6	12	3.4	12	3.8	11	3.6	12	3.3	12	3.6	12
11 to 15 years	3.4	16	3.1	16	3.5	16	3.1	16	3.1	16	3.4	14
16 to 20 years	3.8	29	3.6	30	3.9	29	3.6	30	3.5	30	3.7	30
21 years or more	4.0	92	4.1	92	4.3	91	4.1	91	3.8	91	4.1	92
Gender												
No Response	2.8	5	3.0	5	3.0	5	3.0	5	2.6	5	3.5	4
Male	3.9	119	3.9	120	4.1	118	3.9	119	3.7	119	3.9	119
Female	3.9	50	3.7	49	4.0	48	3.7	50	3.7	47	3.9	48
Majority of Practice Consists of												
No Response	3.3	4	3.5	4	3.3	4	3.3	4	2.3	4	3.3	4
Prosecution	3.6	14	3.1	14	3.6	14	3.3	14	3.1	13	3.5	13
Mainly Criminal	4.1	13	4.0	13	4.4	13	4.2	13	3.5	13	4.1	13
Mixed Criminal & Civil	4.1	58	4.1	57	4.2	57	4.0	57	3.8	57	4.1	57
Mainly Civil	3.8	78	3.8	79	4.0	76	3.8	79	3.7	77	3.8	77
Other	3.9	7	3.9	7	4.1	7	3.6	7	3.7	7	3.9	7
Location of Practice												
No Response	3.3	4	3.5	4	3.5	4	3.5	4	2.8	4	3.5	4
First District	3.9	13	3.7	13	4.2	13	3.8	13	3.8	13	3.9	12
Second District	5.0	2	5.0	2	5.0	2	5.0	1	5.0	2	5.0	2
Third District	3.9	73	3.9	74	4.1	72	3.9	74	3.8	73	3.9	73
Fourth District	3.8	80	3.8	79	4.0	78	3.7	80	3.5	77	3.8	78
Outside of Alaska	4.0	2	4.0	2	4.5	2	4.5	2	3.5	2	4.5	2

Note: Ratings for only those respondents who reported direct professional experience with the judge.

51. DISTRICT COURT JUDGE JANE F. KAUFER

B. Peace and Probation Officers

Demographic Description (N=55)

	N	%
Type of Work		
No Response	1	1.8%
State Law Enforcement Officer	24	43.6%
Municipal/Borough Law Enforcement Officer	12	21.8%
Village Public Safety Officer (VPSO)	--	0
Probation/Parole Officer	14	25.4%
Other	4	7.2%
Length of Alaska Experience		
No Response	1	1.8%
5 Years or fewer	22	40.0%
6 to 10 years	9	16.3%
11 to 15 years	10	18.1%
16 to 20 years	7	12.7%
21 years or more	6	10.9%
Gender		
No Response	1	1.8%
Male	39	70.9%
Female	15	27.2%
Location of Practice		
No Response	1	1.8%
First District	--	0
Second District	1	1.8%
Third District	5	9.0%
Fourth District	48	87.2%
Outside of Alaska	--	0
Community Population		
No Response	1	1.8%
Under 2,000	4	7.2%
Between 2,000 and 35,000	19	34.5%
Over 35,000	31	56.3%

**Evaluation of Judge Jane F. Kauver
Peace and Probation Officers**

Summary of Findings

Judge Jane F. Kauver was evaluated by 46 Peace and Probation Officers who reported having direct professional experience with the judge. The mean score on *overall evaluation* was 3.7. The highest mean score was obtained on *integrity* (3.9) and lowest score was obtained on *impartiality/fairness* (3.6). Details are present in the two tables that follow.

	Poor		Deficient		Accept		Good		Excellent		Mean
	N	%	N	%	N	%	N	%	N	%	
Impartiality/Fairness	6	13.0%	5	10.8%	5	10.8%	15	32.6%	15	32.6%	3.6
Integrity	2	4.8%	4	9.7%	5	12.1%	14	34.1%	16	39.0%	3.9
Judicial Temperament	4	9.0%	3	6.8%	7	15.9%	13	29.5%	17	38.6%	3.8
Diligence	3	7.1%	4	9.5%	6	14.2%	13	30.9%	16	38.0%	3.8
Overall Rating	5	11.3%	2	4.5%	8	18.1%	15	34.0%	14	31.8%	3.7

Note: Ratings for only those respondents who reported direct professional experience with the judge.

Judge Jane F. Kauver: Detailed Information on Responses Peace and Probation Officers

	Impartiality/ Fairness		Integrity		Judicial Temperament		Diligence		Overall Rating	
	Mean	N	Mean	N	Mean	N	Mean	N	Mean	N
Basis for Evaluation of Judge										
No Response	2.0	2	2.0	2	2.0	2	2.0	2	2.0	2
Direct Professional	3.6	46	3.9	41	3.8	44	3.8	42	3.7	44
Professional Reputation	3.1	8	3.3	6	3.0	8	3.3	6	3.3	7
Other Personal Contacts	--	0	--	0	--	0	--	0	--	0
Type of Work										
No Response	1.0	1	--	0	--	0	--	0	--	0
State Law Enforcement Officer	4.1	20	4.3	19	4.1	20	4.2	19	4.0	20
Municipal/Borough Law Enforcement Officer	2.0	9	2.3	7	2.4	9	2.4	8	2.0	8
Village Public Safety Officer (VPSO)	--	0	--	0	--	0	--	0	--	0
Probation/Parole Officer	4.0	13	4.1	12	4.1	12	3.9	12	4.0	13
Other	4.7	3	5.0	3	5.0	3	5.0	3	5.0	3
Years Experience										
No Response	1.0	1	--	0	--	0	--	0	--	0
5 Years or fewer	3.8	18	4.1	16	3.9	17	3.9	17	3.9	18
6 to 10 years	3.5	8	3.4	7	3.6	8	3.0	6	3.5	8
11 to 15 years	3.6	8	4.0	7	3.8	8	4.1	8	3.6	7
16 to 20 years	3.7	6	4.2	6	4.2	6	4.2	6	3.8	6
21 years or more	3.4	5	3.6	5	3.6	5	3.8	5	3.4	5
Gender										
No Response	1.0	1	--	0	--	0	--	0	--	0
Male	3.4	32	3.8	29	3.7	32	3.7	30	3.5	32
Female	4.2	13	4.3	12	4.2	12	4.3	12	4.3	12
Location of Practice										
No Response	1.0	1	--	0	--	0	--	0	--	0
First District	--	0	--	0	--	0	--	0	--	0
Second District	5.0	1	4.0	1	4.0	1	5.0	1	4.0	1
Third District	4.6	5	4.6	5	4.6	5	4.8	5	4.6	5
Fourth District	3.5	39	3.8	35	3.7	38	3.7	36	3.6	38
Outside of Alaska	--	0	--	0	--	0	--	0	--	0
Community Population										
No Response	1.0	1	--	0	--	0	--	0	--	0
Under 2,000	3.5	4	4.0	4	4.3	4	4.3	4	3.8	4
Between 2,000 and 35,000	3.9	15	3.9	13	3.9	15	4.1	14	3.8	15
Over 35,000	3.6	26	3.9	24	3.7	25	3.6	24	3.6	25

Note: Ratings for only those respondents who reported direct professional experience with the judge.

51. DISTRICT COURT JUDGE JANE F. KAUFER

C. Social Workers, Guardians ad Litem, and CASA Volunteers

Demographic Description (N=7)

	N	%
Type of Work		
No Response	--	0
Social Worker	5	71.4%
Guardian ad Litem	--	0
CASA Volunteer	2	28.5%
Other	--	0
Length of Alaska Experience		
No Response	--	0
5 Years or fewer	1	14.2%
6 to 10 years	5	71.4%
11 to 15 years	--	0
16 to 20 years	1	14.2%
21 years or more	--	0
Gender		
No Response	--	0
Male	2	28.5%
Female	5	71.4%
Location of Practice		
No Response	--	0
First District	--	0
Second District	--	0
Third District	1	14.2%
Fourth District	6	85.7%
Outside of Alaska	--	0
Community Population		
No Response	--	0
Under 2,000	--	0
Between 2,000 and 35,000	1	14.2%
Over 35,000	6	85.7%

**Evaluation of Judge Jane F. Kauver
Social Workers, Guardians Ad Litem, and CASA Volunteers**

Summary of Findings

Judge Jane F. Kauver was evaluated by three Social Workers who reported having direct professional experience with the judge. The mean score on *overall evaluation* was 4.5. The highest mean score was obtained on *diligence* (4.0) and all the other areas obtained a score of 3.3. Details are present in the two tables that follow.

	Poor		Deficient		Accept		Good		Excellent		Mean
	N	%	N	%	N	%	N	%	N	%	
Impartiality/Fairness	1	33.3%	--	0	--	0	1	33.3%	1	33.3%	3.3
Integrity	1	33.3%	--	0	--	0	1	33.3%	1	33.3%	3.3
Judicial Temperament	1	33.3%	--	0	--	0	1	33.3%	1	33.3%	3.3
Diligence	--	0	--	0	1	33.3%	1	33.3%	1	33.3%	4.0
Overall Rating	--	0	--	0	--	0	1	50.0%	1	50.0%	4.5

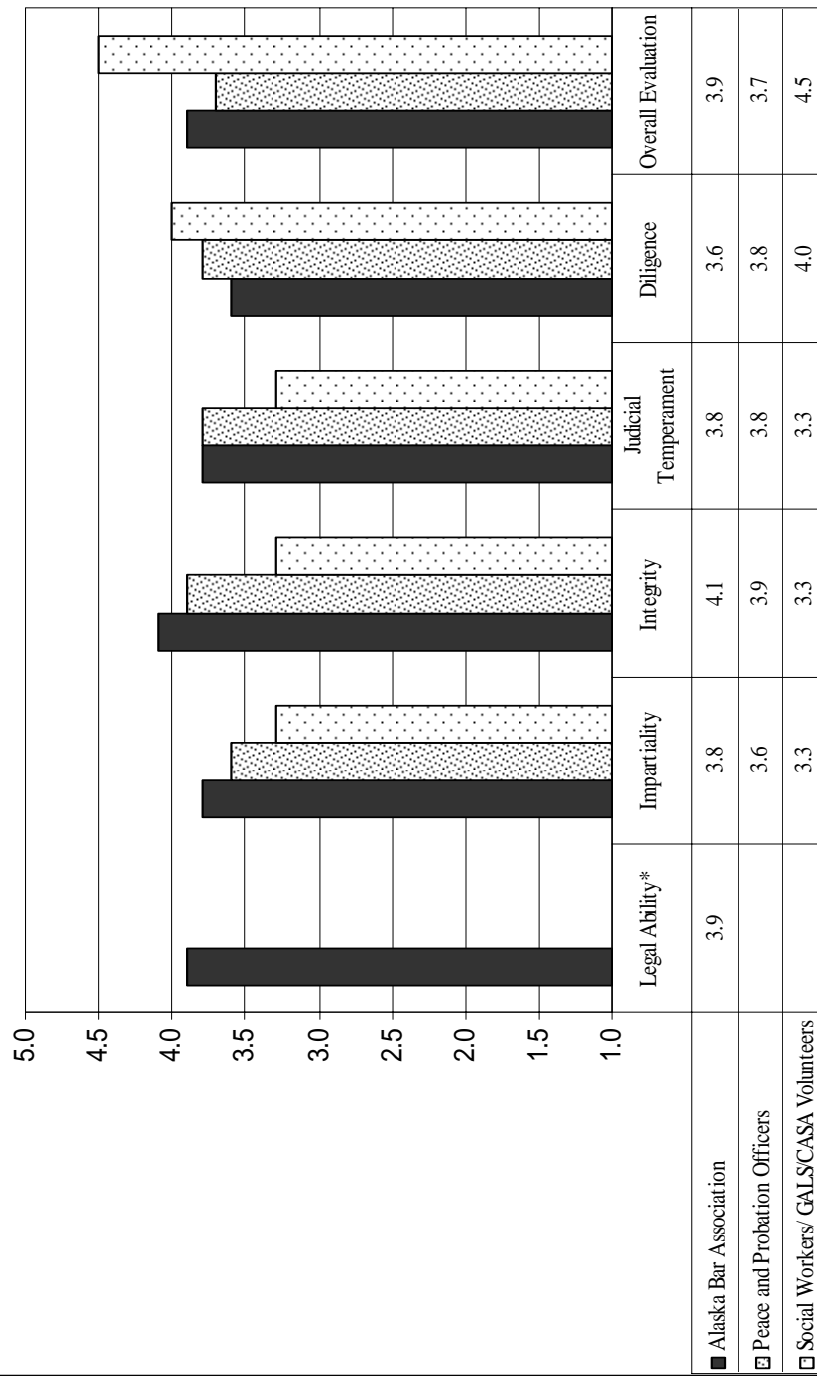
Note: Ratings for only those respondents who reported direct professional experience with the judge.

**Judge Jane F. Kauver: Detail Information on Responses
Social Workers, Guardians Ad Litem, and CASA volunteers**

	Impartiality/ Fairness		Integrity		Judicial Temperament		Diligence		Overall Rating	
	Mean	N	Mean	N	Mean	N	Mean	N	Mean	N
Basis for Evaluation of Judge										
No Response	4.3	4	4.3	4	4.3	4	4.3	4	4.3	4
Direct Professional	3.3	3	3.3	3	3.3	3	4.0	3	4.5	2
Professional Reputation	4.0	3	4.3	3	4.0	3	4.3	3	4.3	3
Other Personal Contacts	--	0	--	0	--	0	--	0	--	0
Type of Work										
No Response	--	0	--	0	--	0	--	0	--	0
Social Worker	3.3	3	3.3	3	3.3	3	4.0	3	4.5	2
Guardian ad Litem	--	0	--	0	--	0	--	0	--	0
CASA Volunteer	--	0	--	0	--	0	--	0	--	0
Other	--	0	--	0	--	0	--	0	--	0
Years Experience										
No Response	--	0	--	0	--	0	--	0	--	0
5 Years or fewer	--	0	--	0	--	0	--	0	--	0
6 to 10 years	3.0	2	3.0	2	3.0	2	4.0	2	5.0	1
11 to 15 years	--	0	--	0	--	0	--	0	--	0
16 to 20 years	4.0	1	4.0	1	4.0	1	4.0	1	4.0	1
21 years or more	--	0	--	0	--	0	--	0	--	0
Gender										
No Response	--	0	--	0	--	0	--	0	--	0
Male	4.0	1	4.0	1	4.0	1	4.0	1	4.0	1
Female	3.0	2	3.0	2	3.0	2	4.0	2	5.0	1
Location of Practice										
No Response	--	0	--	0	--	0	--	0	--	0
First District	--	0	--	0	--	0	--	0	--	0
Second District	--	0	--	0	--	0	--	0	--	0
Third District	--	0	--	0	--	0	--	0	--	0
Fourth District	3.3	3	3.3	3	3.3	3	4.0	3	4.5	2
Outside of Alaska	--	0	--	0	--	0	--	0	--	0
Community Population										
No Response	--	0	--	0	--	0	--	0	--	0
Under 2,000	--	0	--	0	--	0	--	0	--	0
Between 2,000 and 35,000	1.0	1	1.0	1	1.0	1	3.0	1	--	0
Over 35,000	4.5	2	4.5	2	4.5	2	4.5	2	4.5	2

Note: Ratings for only those respondents who reported direct professional experience with the judge.

District Court Judge Jane F. Kauvar
Average Ratings from All Groups Surveyed



*Legal Ability items are only completed by Alaska Bar Association members.

52. DISTRICT COURT JUDGE DAVID S. LANDRY

A. Alaska Bar Association

Demographic Description (N=92)

	N	%
Type of Practice		
No Response	1	1.0%
Private, Solo	24	26.0%
Private, 2-5 Attorneys	16	17.3%
Private, 6+ Attorneys	6	6.5%
Private, Corporate Employee	1	1.0%
State Judge or Judicial Officer	16	17.3%
Government	26	28.2%
Public Service Agency or Organization (not govt)	1	1.0%
Other	1	1.0%
Length of Alaska Practice		
No Response	2	2.1%
5 Years or fewer	14	15.2%
6 to 10 years	10	10.8%
11 to 15 years	12	13.0%
16 to 20 years	15	16.3%
21 years or more	39	42.3%
Gender		
No Response	1	1.0%
Male	58	63.0%
Female	33	35.8%
Cases Handled		
No Response	1	1.0%
Prosecution	11	11.9%
Mainly Criminal	10	10.8%
Mixed Criminal & Civil	36	39.1%
Mainly Civil	32	34.7%
Other	2	2.1%
Location of Practice		
No Response	1	1.0%
First District	5	5.4%
Second District	4	4.3%
Third District	76	82.6%
Fourth District	4	4.3%
Outside of Alaska	2	2.1%

**Evaluation of Judge David S. Landry:
Alaska Bar Association Members**

Summary of Findings

Judge David S. Landry was evaluated by 81 Alaska Bar Association members who reported having direct professional experience with the judge. The mean score on *overall evaluation* was 3.8. The highest mean scores were obtained on *integrity* (4.1) and *judicial temperament* (4.1) and the lowest score was obtained on *legal ability* (3.7). Details are present in the two tables that follow.

	Poor		Deficient		Accept		Good		Excellent		Mean
	N	%	N	%	N	%	N	%	N	%	
Legal Ability	3	3.7%	8	9.8%	20	24.6%	31	38.2%	19	23.4%	3.7
Impartiality/Fairness	4	4.9%	3	3.7%	20	24.6%	24	29.6%	30	37.0%	3.9
Integrity	1	1.2%	4	5.0%	14	17.5%	31	38.7%	30	37.5%	4.1
Judicial Temperament	3	3.7%	2	2.4%	15	18.5%	22	27.1%	39	48.1%	4.1
Diligence	4	5.1%	7	9.0%	18	23.3%	24	31.1%	24	31.1%	3.8
Overall Rating	2	2.4%	6	7.4%	19	23.4%	30	37.0%	24	29.6%	3.8

Note: Ratings for only those respondents who reported direct professional experience with the judge.

Judge David S. Landry: Detailed Information Responses Alaska Bar Association Members

	Legal Ability		Impartiality/ Fairness		Integrity		Judicial Temperament		Diligence		Overall Rating	
	Mean	N	Mean	N	Mean	N	Mean	N	Mean	N	Mean	N
	Basis for Evaluation of Judge											
No Response	5.0	1	3.0	1	4.0	1	2.0	1	5.0	1	4.0	1
Direct Professional	3.7	81	3.9	81	4.1	80	4.1	81	3.8	77	3.8	81
Professional Reputation	3.4	7	3.3	7	3.6	7	3.3	6	3.2	6	3.3	7
Other Personal Contacts	3.8	4	4.0	4	4.0	4	4.0	4	3.7	3	3.8	4
Type of Practice												
No Response	3.0	1	3.0	1	3.0	1	3.0	1	3.0	1	3.0	1
Private, Solo	3.3	23	3.7	23	4.0	22	3.9	23	3.2	22	3.5	23
Private, 2-5 Attorneys	3.9	14	4.2	14	4.4	14	4.4	14	3.9	14	4.0	14
Private, 6+ Attorneys	4.2	6	4.3	6	4.3	6	4.3	6	4.3	6	4.3	6
Private, Corporate Employee	--	0	--	0	--	0	--	0	--	0	--	0
State Judge or Judicial Officer	3.8	13	4.1	13	4.2	13	4.1	13	4.2	11	4.1	13
Government	3.8	22	3.9	22	4.0	22	4.4	22	4.0	21	4.0	22
Public Service Agency or Organization (not govt)	2.0	1	2.0	1	2.0	1	1.0	1	2.0	1	2.0	1
Other	2.0	1	1.0	1	3.0	1	4.0	1	3.0	1	2.0	1
Years Experience												
No Response	4.0	2	4.0	2	4.0	2	4.0	2	4.0	2	4.0	2
5 Years or fewer	3.5	14	3.8	14	4.1	14	4.4	14	3.8	14	3.8	14
6 to 10 years	3.8	9	3.8	9	3.9	8	4.6	9	3.9	7	3.9	9
11 to 15 years	4.0	11	4.5	11	4.5	11	4.6	11	3.9	11	4.1	11
16 to 20 years	3.8	13	3.6	13	3.8	13	3.8	13	3.8	12	3.8	13
21 years or more	3.5	32	3.9	32	4.0	32	3.9	32	3.6	31	3.8	32
Gender												
No Response	3.0	1	3.0	1	3.0	1	3.0	1	3.0	1	3.0	1
Male	3.7	51	4.0	51	4.2	50	4.2	51	3.7	47	3.9	51
Female	3.6	29	3.7	29	3.9	29	4.0	29	3.8	29	3.8	29
Majority of Practice Consists of												
No Response	3.0	1	3.0	1	3.0	1	3.0	1	3.0	1	3.0	1
Prosecution	3.6	10	3.6	10	3.9	10	4.2	10	3.9	10	3.9	10
Mainly Criminal	3.3	8	3.5	8	3.8	8	4.3	8	3.6	8	3.5	8
Mixed Criminal & Civil	3.7	34	4.1	34	4.3	33	4.2	34	3.8	32	3.9	34
Mainly Civil	3.9	28	3.9	28	4.0	28	4.0	28	3.7	26	3.8	28
Other	--	0	--	0	--	0	--	0	--	0	--	0
Location of Practice												
No Response	3.0	1	3.0	1	3.0	1	3.0	1	3.0	1	3.0	1
First District	4.3	3	4.3	3	4.7	3	4.7	3	4.3	3	4.3	3
Second District	4.0	2	4.0	2	4.0	2	4.0	2	4.0	1	4.0	2
Third District	3.6	69	3.9	69	4.1	68	4.1	69	3.7	66	3.8	69
Fourth District	3.8	4	3.8	4	4.0	4	4.3	4	4.0	4	4.0	4
Outside of Alaska	4.5	2	4.0	2	4.0	2	4.5	2	4.5	2	4.5	2

Note: Ratings for only those respondents who reported direct professional experience with the judge.

52. DISTRICT COURT JUDGE DAVID S. LANDRY

B. Police and Probation Officers

Demographic Description (N=33)

		N	%
Type of Work			
	No Response	--	0
	State Law Enforcement Officer	14	42.4%
	Municipal/Borough Law Enforcement Officer	15	45.4%
	Village Public Safety Officer (VPSO)	--	0
	Probation/Parole Officer	3	9.0%
	Other	1	3.0%
Length of Alaska Experience			
	No Response	--	0
	5 Years or fewer	12	36.3%
	6 to 10 years	4	12.1%
	11 to 15 years	10	30.3%
	16 to 20 years	5	15.1%
	21 years or more	2	6.0%
Gender			
	No Response	--	0
	Male	28	84.8%
	Female	5	15.1%
Location of Practice			
	No Response	--	0
	First District	--	0
	Second District	--	0
	Third District	32	96.9%
	Fourth District	1	3.0%
	Outside of Alaska	--	0
Community Population			
	No Response	--	0
	Under 2,000	1	3.0%
	Between 2,000 and 35,000	28	84.8%
	Over 35,000	4	12.1%

**Evaluation of Judge David S. Landry
Peace and Probation Officers**

Summary of Findings

Judge David S. Landry was evaluated by 28 Peace and Probation Officers who reported having direct professional experience with the judge. The mean score on *overall evaluation* was 4.2. The highest mean score was obtained on *judicial temperament* (4.4) and lowest scores were obtained on *impartiality/fairness* (4.1) and *diligence* (4.1). Details are present in the two tables that follow.

	Poor		Deficient		Accept		Good		Excellent		Mean
	N	%	N	%	N	%	N	%	N	%	
Impartiality/Fairness	--	0	2	7.1%	4	14.2%	10	35.7%	12	42.8%	4.1
Integrity	--	0	--	0	5	17.8%	10	35.7%	13	46.4%	4.3
Judicial Temperament	--	0	--	0	5	17.8%	8	28.5%	15	53.5%	4.4
Diligence	--	0	2	7.1%	4	14.2%	10	35.7%	12	42.8%	4.1
Overall Rating	--	0	2	7.1%	4	14.2%	9	32.1%	13	46.4%	4.2

Note: Ratings for only those respondents who reported direct professional experience with the judge.

Judge David S. Landry: Detailed Information on Responses Peace and Probation Officers

	Impartiality/ Fairness		Integrity		Judicial Temperament		Diligence		Overall Rating	
	Mean	N	Mean	N	Mean	N	Mean	N	Mean	N
Basis for Evaluation of Judge										
No Response	2.8	4	3.0	4	3.3	4	3.0	4	3.0	4
Direct Professional	4.1	28	4.3	28	4.4	28	4.1	28	4.2	28
Professional Reputation	3.6	5	3.6	5	3.4	5	3.6	5	3.6	5
Other Personal Contacts	--	0	--	0	--	0	--	0	--	0
Type of Work										
No Response	--	0	--	0	--	0	--	0	--	0
State Law Enforcement Officer	4.0	12	4.3	12	4.2	12	3.9	12	4.1	12
Municipal/Borough Law Enforcement Officer	4.2	13	4.2	13	4.5	13	4.3	13	4.2	13
Village Public Safety Officer (VPSO)	--	0	--	0	--	0	--	0	--	0
Probation/Parole Officer	5.0	2	4.5	2	5.0	2	5.0	2	5.0	2
Other	3.0	1	4.0	1	3.0	1	3.0	1	3.0	1
Years Experience										
No Response	--	0	--	0	--	0	--	0	--	0
5 Years or fewer	4.1	11	4.3	11	4.4	11	4.2	11	4.3	11
6 to 10 years	5.0	3	5.0	3	5.0	3	5.0	3	5.0	3
11 to 15 years	3.8	8	4.0	8	4.1	8	3.9	8	3.8	8
16 to 20 years	4.4	5	4.4	5	4.4	5	4.0	5	4.2	5
21 years or more	4.0	1	4.0	1	4.0	1	4.0	1	4.0	1
Gender										
No Response	--	0	--	0	--	0	--	0	--	0
Male	4.2	24	4.3	24	4.4	24	4.2	24	4.2	24
Female	4.0	4	4.0	4	4.0	4	4.0	4	4.0	4
Location of Practice										
No Response	--	0	--	0	--	0	--	0	--	0
First District	--	0	--	0	--	0	--	0	--	0
Second District	--	0	--	0	--	0	--	0	--	0
Third District	4.1	27	4.3	27	4.3	27	4.1	27	4.1	27
Fourth District	5.0	1	5.0	1	5.0	1	5.0	1	5.0	1
Outside of Alaska	--	0	--	0	--	0	--	0	--	0
Community Population										
No Response	--	0	--	0	--	0	--	0	--	0
Under 2,000	4.0	1	5.0	1	5.0	1	5.0	1	5.0	1
Between 2,000 and 35,000	4.2	25	4.3	25	4.4	25	4.2	25	4.2	25
Over 35,000	3.5	2	4.0	2	4.0	2	3.5	2	3.5	2

Note: Ratings for only those respondents who reported direct professional experience with the judge.

52. DISTRICT COURT JUDGE DAVID S. LANDRY

C. Social Workers, Guardians ad Litem, and CASA Volunteers

Demographic Description (N=6)

		N	%
Type of Work			
	No Response	--	0
	Social Worker	3	50.0%
	Guardian ad Litem	3	50.0%
	CASA Volunteer	--	0
	Other	--	0
Length of Alaska Experience			
	No Response	--	0
	5 Years or fewer	2	33.3%
	6 to 10 years	2	33.3%
	11 to 15 years	1	16.6%
	16 to 20 years	1	16.6%
	21 years or more	--	0
Gender			
	No Response	--	0
	Male	1	16.6%
	Female	5	83.3%
Location of Practice			
	No Response	--	0
	First District	--	0
	Second District	--	0
	Third District	6	100.0%
	Fourth District	--	0
	Outside of Alaska	--	0
Community Population			
	No Response	--	0
	Under 2,000	--	0
	Between 2,000 and 35,000	4	66.6%
	Over 35,000	2	33.3%

**Evaluation of Judge David S. Landry
Social Workers, Guardians Ad Litem, and CASA Volunteers**

Summary of Findings

Judge David S. Landry was evaluated by six Social Workers and Guardians ad Litem who reported having direct professional experience with the judge. The mean score on *overall evaluation* was 5.0. All areas obtained a score of 5.0. Details are present in the two tables that follow.

	Poor		Deficient		Accept		Good		Excellent		Mean
	N	%	N	%	N	%	N	%	N	%	
Impartiality/Fairness	--	0	--	0	--	0	--	0	6	100.0%	5.0
Integrity	--	0	--	0	--	0	--	0	6	100.0%	5.0
Judicial Temperament	--	0	--	0	--	0	--	0	6	100.0%	5.0
Diligence	--	0	--	0	--	0	--	0	6	100.0%	5.0
Overall Rating	--	0	--	0	--	0	--	0	6	100.0%	5.0

Note: Ratings for only those respondents who reported direct professional experience with the judge.

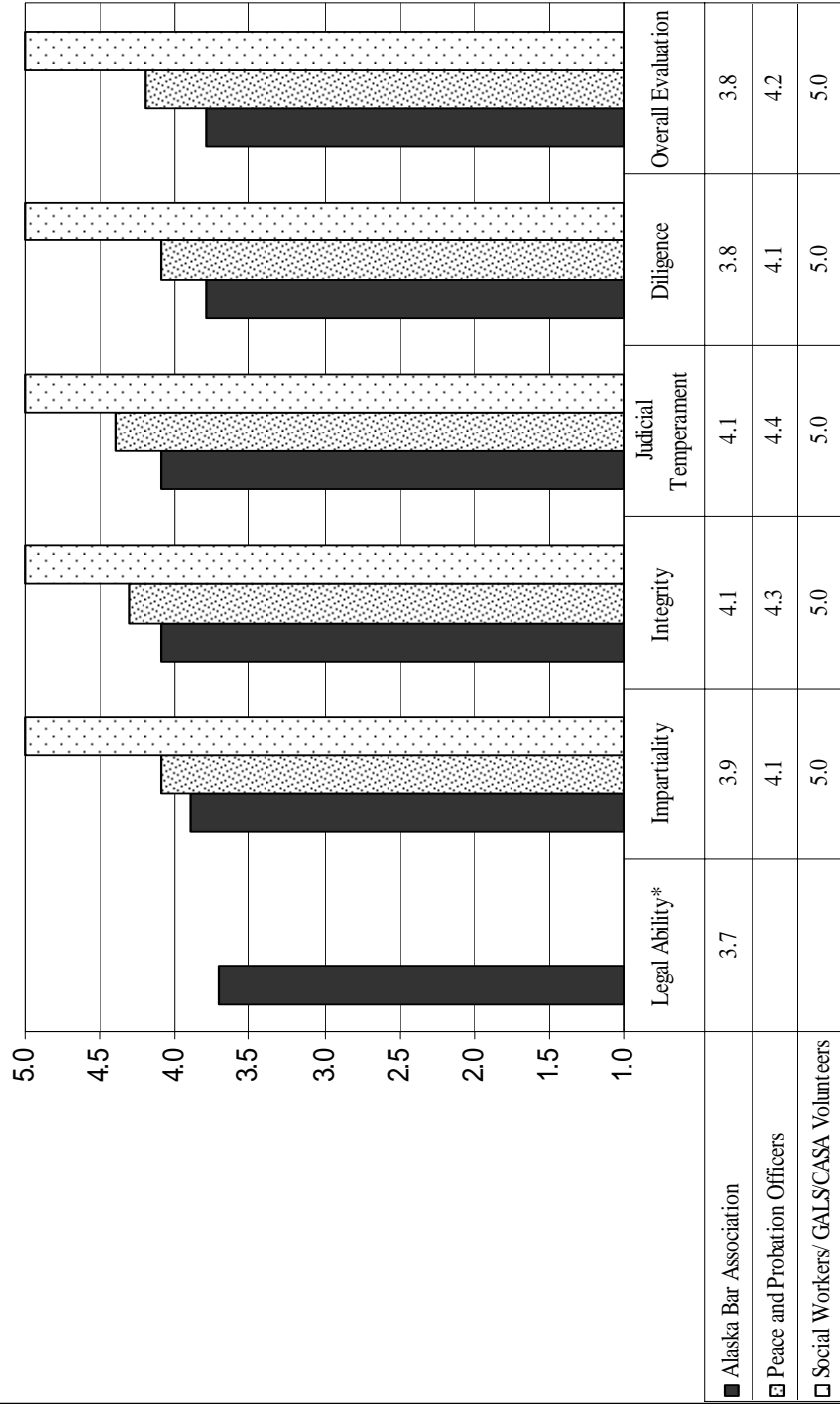
**Judge David S. Landry: Detail Information on Responses
Social Workers, Guardians Ad Litem, and CASA Volunteers**

	Impartiality/ Fairness		Integrity		Judicial Temperament		Diligence		Overall Rating	
	Mean	N	Mean	N	Mean	N	Mean	N	Mean	N
Basis for Evaluation of Judge										
No Response	--	0	--	0	--	0	--	0	--	0
Direct Professional	5.0	6	5.0	6	5.0	6	5.0	6	5.0	6
Professional Reputation	--	0	--	0	--	0	--	0	--	0
Other Personal Contacts	--	0	--	0	--	0	--	0	--	0
Type of Work										
No Response	--	0	--	0	--	0	--	0	--	0
Social Worker	5.0	3	5.0	3	5.0	3	5.0	3	5.0	3
Guardian ad Litem	5.0	3	5.0	3	5.0	3	5.0	3	5.0	3
CASA Volunteer	--	0	--	0	--	0	--	0	--	0
Other	--	0	--	0	--	0	--	0	--	0
Years Experience										
No Response	--	0	--	0	--	0	--	0	--	0
5 Years or fewer	5.0	2	5.0	2	5.0	2	5.0	2	5.0	2
6 to 10 years	5.0	2	5.0	2	5.0	2	5.0	2	5.0	2
11 to 15 years	5.0	1	5.0	1	5.0	1	5.0	1	5.0	1
16 to 20 years	5.0	1	5.0	1	5.0	1	5.0	1	5.0	1
21 years or more	--	0	--	0	--	0	--	0	--	0
Gender										
No Response	--	0	--	0	--	0	--	0	--	0
Male	5.0	1	5.0	1	5.0	1	5.0	1	5.0	1
Female	5.0	5	5.0	5	5.0	5	5.0	5	5.0	5
Location of Practice										
No Response	--	0	--	0	--	0	--	0	--	0
First District	--	0	--	0	--	0	--	0	--	0
Second District	--	0	--	0	--	0	--	0	--	0
Third District	5.0	6	5.0	6	5.0	6	5.0	6	5.0	6
Fourth District	--	0	--	0	--	0	--	0	--	0
Outside of Alaska	--	0	--	0	--	0	--	0	--	0
Community Population										
No Response	--	0	--	0	--	0	--	0	--	0
Under 2,000	--	0	--	0	--	0	--	0	--	0
Between 2,000 and 35,000	5.0	4	5.0	4	5.0	4	5.0	4	5.0	4
Over 35,000	5.0	2	5.0	2	5.0	2	5.0	2	5.0	2

Note: Ratings for only those respondents who reported direct professional experience with the judge.

District Court Judge David S. Landry

Average Ratings from All Groups Surveyed



*Legal Ability items are only completed by Alaska Bar Association members.

53. DISTRICT COURT JUDGE JOHN R. LOHFF

A. Alaska Bar Association

Demographic Description (N=364)

	N	%
Type of Practice		
No Response	4	1.0%
Private, Solo	88	24.1%
Private, 2-5 Attorneys	67	18.4%
Private, 6+ Attorneys	61	16.7%
Private, Corporate Employee	9	2.4%
State Judge or Judicial Officer	36	9.8%
Government	80	21.9%
Public Service Agency or Organization (not govt)	9	2.4%
Other	10	2.7%
Length of Alaska Practice		
No Response	4	1.0%
5 Years or fewer	35	9.6%
6 to 10 years	34	9.3%
11 to 15 years	51	14.0%
16 to 20 years	47	12.9%
21 years or more	193	53.0%
Gender		
No Response	4	1.0%
Male	252	69.2%
Female	108	29.6%
Cases Handled		
No Response	4	1.0%
Prosecution	34	9.3%
Mainly Criminal	30	8.2%
Mixed Criminal & Civil	96	26.3%
Mainly Civil	186	51.0%
Other	14	3.8%
Location of Practice		
No Response	3	0.8%
First District	6	1.6%
Second District	3	0.8%
Third District	328	90.1%
Fourth District	18	4.9%
Outside of Alaska	6	1.6%

**Evaluation of Judge John R. Lohff:
Alaska Bar Association Members**

Summary of Findings

Judge John R. Lohff was evaluated by 326 Alaska Bar Association members who reported having direct professional experience with the judge. The mean score on *overall evaluation* was 4.1. The highest mean scores were obtained on *integrity* (4.2) and *judicial temperament* (4.2) and the lowest score was obtained on *legal ability* (3.9). Details are present in the two tables that follow.

	Poor		Deficient		Accept		Good		Excellent		Mean
	N	%	N	%	N	%	N	%	N	%	
Legal Ability	6	1.8%	20	6.1%	64	19.8%	147	45.5%	86	26.6%	3.9
Impartiality/Fairness	7	2.1%	15	4.6%	54	16.6%	119	36.7%	129	39.8%	4.1
Integrity	6	1.8%	10	3.1%	38	11.9%	110	34.4%	155	48.5%	4.2
Judicial Temperament	5	1.5%	7	2.1%	57	17.4%	115	35.2%	142	43.5%	4.2
Diligence	4	1.2%	15	4.7%	56	17.7%	131	41.5%	109	34.6%	4.0
Overall Rating	4	1.2%	17	5.2%	54	16.6%	128	39.5%	121	37.3%	4.1

Note: Ratings for only those respondents who reported direct professional experience with the judge.

**Judge John R. Lohff: Detailed Information Responses
Alaska Bar Association Members**

	Legal Ability		Impartiality/ Fairness		Integrity		Judicial Temperament		Diligence		Overall Rating	
	Mean	N	Mean	N	Mean	N	Mean	N	Mean	N	Mean	N
Basis for Evaluation of Judge												
No Response	3.6	9	3.8	10	4.2	10	4.1	10	4.0	9	3.8	10
Direct Professional	3.9	323	4.1	324	4.2	319	4.2	326	4.0	315	4.1	324
Professional Reputation	3.8	34	4.1	34	4.2	34	3.9	34	3.9	32	3.9	33
Other Personal Contacts	5.0	2	4.7	3	5.0	3	5.0	3	4.0	1	4.7	3
Type of Practice												
No Response	2.5	4	2.5	4	3.0	4	2.8	4	2.5	4	2.5	4
Private, Solo	3.8	78	4.0	78	4.1	77	4.1	79	4.0	75	4.0	78
Private, 2-5 Attorneys	3.8	63	4.0	63	4.2	62	4.1	63	3.9	62	4.0	62
Private, 6+ Attorneys	4.1	53	4.1	54	4.3	53	4.2	54	4.2	53	4.1	54
Private, Corporate Employee	4.1	8	4.0	8	4.3	8	4.3	8	4.1	8	4.3	8
State Judge or Judicial Officer	4.1	31	4.4	30	4.6	31	4.5	31	4.3	29	4.5	31
Government	3.9	72	4.0	72	4.3	70	4.2	72	4.0	72	4.0	72
Public Service Agency or Organization (not govt)	3.6	5	4.0	6	4.4	5	4.3	6	3.7	3	3.8	6
Other	4.1	9	4.3	9	4.3	9	4.3	9	4.2	9	4.3	9
Years Experience												
No Response	3.5	4	3.5	4	4.0	4	3.8	4	3.5	4	3.5	4
5 Years or fewer	3.9	32	4.0	33	4.3	30	4.1	34	4.0	32	4.0	33
6 to 10 years	3.9	33	4.1	32	4.3	32	4.4	33	4.2	32	4.1	33
11 to 15 years	3.8	46	3.9	46	4.2	45	4.1	46	4.0	45	3.9	45
16 to 20 years	3.6	43	3.8	43	3.9	42	3.7	43	3.7	42	3.7	43
21 years or more	4.0	165	4.2	166	4.4	166	4.3	166	4.1	160	4.2	166
Gender												
No Response	3.0	3	3.0	3	3.7	3	3.3	3	3.0	3	3.0	3
Male	4.0	226	4.2	225	4.3	223	4.2	226	4.1	218	4.2	225
Female	3.7	94	3.9	96	4.1	93	4.0	97	3.9	94	3.9	96
Majority of Practice Consists of												
No Response	3.0	3	3.0	3	3.7	3	3.3	3	3.0	3	3.0	3
Prosecution	4.2	33	4.3	33	4.5	33	4.5	33	4.3	33	4.4	33
Mainly Criminal	3.5	28	3.5	28	3.9	27	3.9	28	3.8	27	3.7	28
Mixed Criminal & Civil	3.8	88	4.1	87	4.2	88	4.1	88	4.1	86	4.1	88
Mainly Civil	4.0	161	4.2	162	4.3	157	4.2	163	4.1	156	4.1	161
Other	3.7	10	3.9	11	4.0	11	4.0	11	3.6	10	4.0	11
Location of Practice												
No Response	3.0	3	3.0	3	3.7	3	3.3	3	3.0	3	3.0	3
First District	4.3	6	4.8	6	5.0	6	4.8	6	4.7	6	4.8	6
Second District	5.0	1	5.0	1	5.0	1	5.0	1	5.0	1	5.0	1
Third District	3.9	296	4.1	297	4.3	292	4.2	299	4.0	288	4.1	297
Fourth District	3.7	13	3.5	13	3.8	13	3.7	13	3.5	13	3.7	13
Outside of Alaska	4.0	4	4.5	4	4.5	4	4.5	4	4.3	4	4.3	4

Note: Ratings for only those respondents who reported direct professional experience with the judge.

53. DISTRICT COURT JUDGE JOHN R. LOHFF

B. Peace and Probation Officers

Demographic Description (N=33)

	N	%
Type of Work		
No Response	--	0
State Law Enforcement Officer	8	24.2%
Municipal/Borough Law Enforcement Officer	22	66.6%
Village Public Safety Officer (VPSO)	--	0
Probation/Parole Officer	3	9.0%
Other	--	0
Length of Alaska Experience		
No Response	--	0
5 Years or fewer	4	12.1%
6 to 10 years	8	24.2%
11 to 15 years	11	33.3%
16 to 20 years	3	9.0%
21 years or more	7	21.2%
Gender		
No Response	--	0
Male	28	84.8%
Female	5	15.1%
Location of Practice		
No Response	--	0
First District	--	0
Second District	--	0
Third District	33	100.0%
Fourth District	--	0
Outside of Alaska	--	0
Community Population		
No Response	--	0
Under 2,000	--	0
Between 2,000 and 35,000	1	3.0%
Over 35,000	32	96.9%

**Evaluation of Judge John R. Lohff
Peace and Probation Officers**

Summary of Findings

Judge John R. Lohff was evaluated by 32 Peace and Probation Officers who reported having direct professional experience with the judge. The mean score on *overall evaluation* was 3.7. The highest mean score was obtained on *integrity* (3.8) and lowest scores were obtained on *judicial temperament* (3.6) and *diligence* (3.6). Details are present in the two tables that follow.

	Poor		Deficient		Accept		Good		Excellent		Mean
	N	%	N	%	N	%	N	%	N	%	
Impartiality/Fairness	--	0	1	3.1%	15	46.8%	8	25.0%	8	25.0%	3.7
Integrity	--	0	2	6.2%	13	40.6%	8	25.0%	9	28.1%	3.8
Judicial Temperament	1	3.1%	3	9.3%	12	37.5%	7	21.8%	9	28.1%	3.6
Diligence	2	6.2%	1	3.1%	13	40.6%	9	28.1%	7	21.8%	3.6
Overall Rating	1	3.1%	2	6.2%	13	40.6%	7	21.8%	9	28.1%	3.7

Note: Ratings for only those respondents who reported direct professional experience with the judge.

Judge John R. Lohff: Detailed Information on Responses Peace and Probation Officers

	Impartiality/ Fairness		Integrity		Judicial Temperament		Diligence		Overall Rating	
	Mean	N	Mean	N	Mean	N	Mean	N	Mean	N
Basis for Evaluation of Judge										
No Response	4.0	1	4.0	1	4.0	1	4.0	1	4.0	1
Direct Professional	3.7	32	3.8	32	3.6	32	3.6	32	3.7	32
Professional Reputation	3.0	1	3.0	1	3.0	1	3.0	1	3.0	1
Other Personal Contacts	--	0	--	0	--	0	--	0	--	0
Type of Work										
No Response	--	0	--	0	--	0	--	0	--	0
State Law Enforcement Officer	3.6	7	3.3	7	3.0	7	2.9	7	3.1	7
Municipal/Borough Law Enforcement Officer	3.9	22	4.0	22	3.9	22	3.8	22	3.9	22
Village Public Safety Officer (VPSO)	--	0	--	0	--	0	--	0	--	0
Probation/Parole Officer	3.0	3	3.3	3	3.3	3	3.3	3	3.3	3
Other	--	0	--	0	--	0	--	0	--	0
Years Experience										
No Response	--	0	--	0	--	0	--	0	--	0
5 Years or fewer	3.8	4	3.3	4	2.8	4	3.0	4	3.3	4
6 to 10 years	3.6	8	3.8	8	3.5	8	3.5	8	3.5	8
11 to 15 years	3.7	11	3.8	11	3.7	11	3.7	11	3.8	11
16 to 20 years	4.0	3	4.0	3	4.0	3	4.0	3	4.0	3
21 years or more	3.7	6	3.8	6	4.0	6	3.5	6	3.7	6
Gender										
No Response	--	0	--	0	--	0	--	0	--	0
Male	3.7	27	3.7	27	3.6	27	3.5	27	3.6	27
Female	3.8	5	4.0	5	3.6	5	3.8	5	3.8	5
Location of Practice										
No Response	--	0	--	0	--	0	--	0	--	0
First District	--	0	--	0	--	0	--	0	--	0
Second District	--	0	--	0	--	0	--	0	--	0
Third District	3.7	32	3.8	32	3.6	32	3.6	32	3.7	32
Fourth District	--	0	--	0	--	0	--	0	--	0
Outside of Alaska	--	0	--	0	--	0	--	0	--	0
Community Population										
No Response	--	0	--	0	--	0	--	0	--	0
Under 2,000	--	0	--	0	--	0	--	0	--	0
Between 2,000 and 35,000	3.0	1	3.0	1	3.0	1	3.0	1	3.0	1
Over 35,000	3.7	31	3.8	31	3.6	31	3.6	31	3.7	31

Note: Ratings for only those respondents who reported direct professional experience with the judge.

53. DISTRICT COURT JUDGE JOHN R. LOHFF

C. Social Workers, Guardians ad Litem, and CASA Volunteers

Demographic Description (N=2)

		N	%
Type of Work			
	No Response	1	50.0%
	Social Worker	--	0
	Guardian ad Litem	--	0
	CASA Volunteer	1	50.0%
	Other	--	0
Length of Alaska Experience			
	No Response	1	50.0%
	5 Years or fewer	1	50.0%
	6 to 10 years	--	0
	11 to 15 years	--	0
	16 to 20 years	--	0
	21 years or more	--	0
Gender			
	No Response	1	50.0%
	Male	--	0
	Female	1	50.0%
Location of Practice			
	No Response	1	50.0%
	First District	--	0
	Second District	--	0
	Third District	1	50.0%
	Fourth District	--	0
	Outside of Alaska	--	0
Community Population			
	No Response	1	50.0%
	Under 2,000	--	0
	Between 2,000 and 35,000	--	0
	Over 35,000	1	50.0%

**Evaluation of Judge John R. Lohff
Social Workers, Guardians Ad Litem, and CASA Volunteers**

Summary of Findings

Judge John R. Lohff was evaluated by two Social Workers, Guardians ad Litem, and CASA volunteers who reported having direct professional experience with the judge. The mean score on *overall evaluation* was 4.0. All areas obtained a score of 4.0. Details are present in the two tables that follow.

	Poor		Deficient		Accept		Good		Excellent		Mean
	N	%	N	%	N	%	N	%	N	%	
Impartiality/Fairness	--	0	--	0	1	50.0%	--	0	1	50.0%	4.0
Integrity	--	0	--	0	1	50.0%	--	0	1	50.0%	4.0
Judicial Temperament	--	0	--	0	1	50.0%	--	0	1	50.0%	4.0
Diligence	--	0	--	0	1	50.0%	--	0	1	50.0%	4.0
Overall Rating	--	0	--	0	1	50.0%	--	0	1	50.0%	4.0

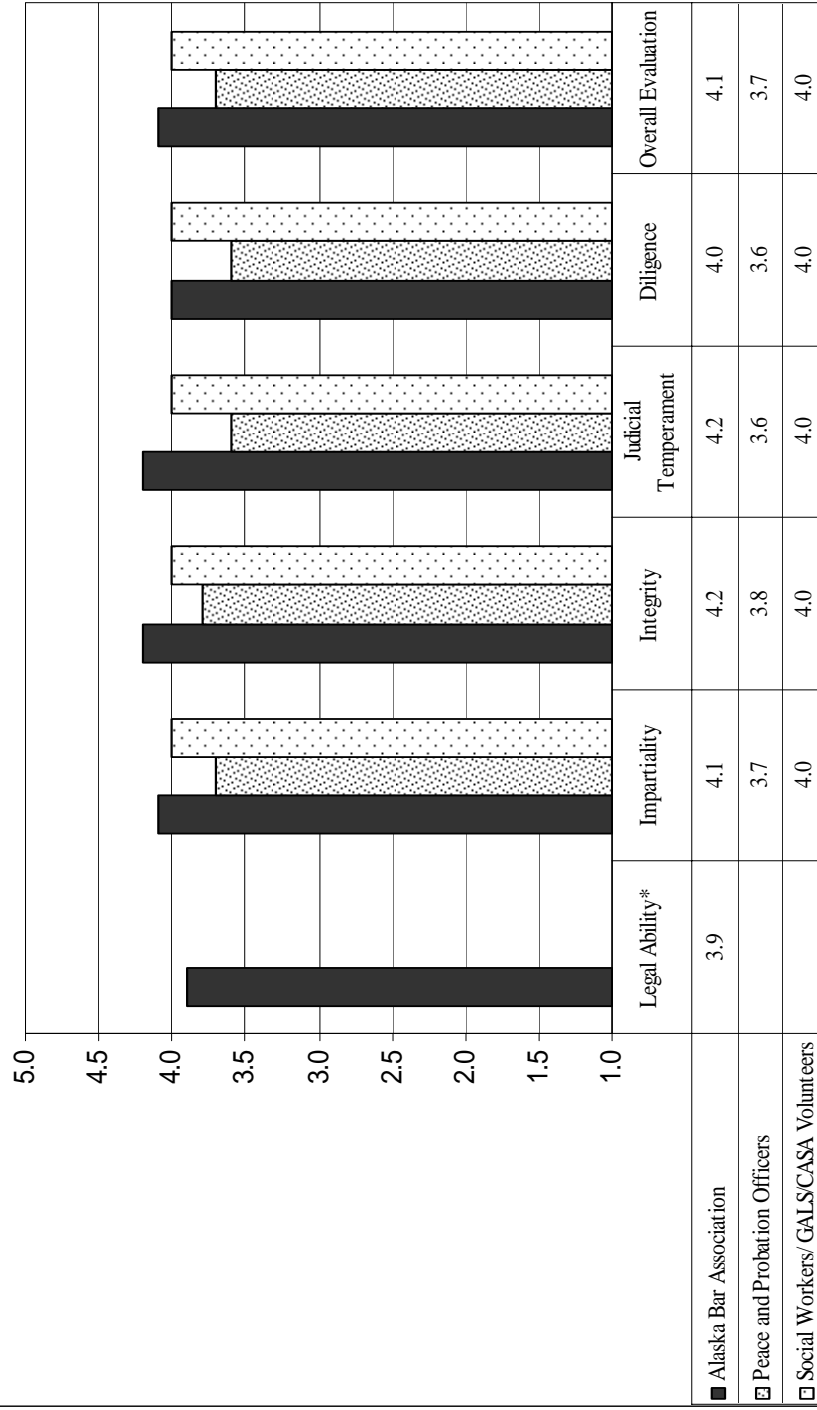
Note: Ratings for only those respondents who reported direct professional experience with the judge.

**Judge John R. Lohff: Detail Information on Responses
Social Workers, Guardians Ad Litem, and CASA Volunteers**

	Impartiality/ Fairness		Integrity		Judicial Temperament		Diligence		Overall Rating	
	Mean	N	Mean	N	Mean	N	Mean	N	Mean	N
Basis for Evaluation of Judge										
No Response	--	0	--	0	--	0	--	0	--	0
Direct Professional	4.0	2	4.0	2	4.0	2	4.0	2	4.0	2
Professional Reputation	--	0	--	0	--	0	--	0	--	0
Other Personal Contacts	--	0	--	0	--	0	--	0	--	0
Type of Work										
No Response	5.0	1	5.0	1	5.0	1	5.0	1	5.0	1
Social Worker	--	0	--	0	--	0	--	0	--	0
Guardian ad Litem	--	0	--	0	--	0	--	0	--	0
CASA Volunteer	3.0	1	3.0	1	3.0	1	3.0	1	3.0	1
Other	--	0	--	0	--	0	--	0	--	0
Years Experience										
No Response	5.0	1	5.0	1	5.0	1	5.0	1	5.0	1
5 Years or fewer	3.0	1	3.0	1	3.0	1	3.0	1	3.0	1
6 to 10 years	--	0	--	0	--	0	--	0	--	0
11 to 15 years	--	0	--	0	--	0	--	0	--	0
16 to 20 years	--	0	--	0	--	0	--	0	--	0
21 years or more	--	0	--	0	--	0	--	0	--	0
Gender										
No Response	5.0	1	5.0	1	5.0	1	5.0	1	5.0	1
Male	--	0	--	0	--	0	--	0	--	0
Female	3.0	1	3.0	1	3.0	1	3.0	1	3.0	1
Location of Practice										
No Response	5.0	1	5.0	1	5.0	1	5.0	1	5.0	1
First District	--	0	--	0	--	0	--	0	--	0
Second District	--	0	--	0	--	0	--	0	--	0
Third District	3.0	1	3.0	1	3.0	1	3.0	1	3.0	1
Fourth District	--	0	--	0	--	0	--	0	--	0
Outside of Alaska	--	0	--	0	--	0	--	0	--	0
Community Population										
No Response	5.0	1	5.0	1	5.0	1	5.0	1	5.0	1
Under 2,000	--	0	--	0	--	0	--	0	--	0
Between 2,000 and 35,000	--	0	--	0	--	0	--	0	--	0
Over 35,000	3.0	1	3.0	1	3.0	1	3.0	1	3.0	1

Note: Ratings for only those respondents who reported direct professional experience with the judge.

District Court Judge John R. Lohff
Average Ratings from All Groups Surveyed



*Legal Ability items are only completed by Alaska Bar Association members.

54. DISTRICT COURT JUDGE KEVIN G. MILLER

A. Alaska Bar Association

Demographic Description (N=110)

	N	%
Type of Practice		
No Response	2	1.8%
Private, Solo	23	20.9%
Private, 2-5 Attorneys	24	21.8%
Private, 6+ Attorneys	8	7.2%
Private, Corporate Employee	1	0.9%
State Judge or Judicial Officer	24	21.8%
Government	25	22.7%
Public Service Agency or Organization (not govt)	--	0.0%
Other	3	2.7%
Length of Alaska Practice		
No Response	1	0.9%
5 Years or fewer	18	16.3%
6 to 10 years	9	8.1%
11 to 15 years	8	7.2%
16 to 20 years	10	9.0%
21 years or more	64	58.1%
Gender		
No Response	2	1.8%
Male	79	71.8%
Female	29	26.3%
Cases Handled		
No Response	2	1.8%
Prosecution	10	9.0%
Mainly Criminal	9	8.1%
Mixed Criminal & Civil	47	42.7%
Mainly Civil	38	34.5%
Other	4	3.6%
Location of Practice		
No Response	2	1.8%
First District	64	58.1%
Second District	2	1.8%
Third District	35	31.8%
Fourth District	6	5.4%
Outside of Alaska	1	0.9%

**Evaluation of Judge Kevin G. Miller:
Alaska Bar Association Members**

Summary of Findings

Judge Kevin G. Miller was evaluated by 89 Alaska Bar Association members who reported having direct professional experience with the judge. The mean score on *overall evaluation* was 4.4. The highest mean score was obtained on *judicial temperament* (4.6) and the lowest score was obtained on *legal ability* (4.2). Details are present in the two tables that follow.

	Poor		Deficient		Accept		Good		Excellent		Mean
	N	%	N	%	N	%	N	%	N	%	
Legal Ability	--	0.0%	3	3.4%	11	12.7%	34	39.5%	38	44.1%	4.2
Impartiality/Fairness	--	0.0%	3	3.3%	6	6.7%	30	33.7%	50	56.1%	4.4
Integrity	--	0.0%	2	2.2%	5	5.6%	25	28.4%	56	63.6%	4.5
Judicial Temperament	--	0.0%	1	1.1%	5	5.7%	26	29.8%	55	63.2%	4.6
Diligence	--	0.0%	2	2.3%	8	9.3%	28	32.5%	48	55.8%	4.4
Overall Rating	--	0.0%	3	3.4%	6	6.9%	29	33.7%	48	55.8%	4.4

Note: Ratings for only those respondents who reported direct professional experience with the judge.

**Judge Kevin G. Miller: Detailed Information Responses
Alaska Bar Association Members**

	Legal Ability		Impartiality/ Fairness		Integrity		Judicial Temperament		Diligence		Overall Rating	
	Mean	N	Mean	N	Mean	N	Mean	N	Mean	N	Mean	N
Basis for Evaluation of Judge												
No Response	4.3	3	4.3	3	4.3	3	4.3	3	4.3	3	4.3	3
Direct Professional	4.2	86	4.4	89	4.5	88	4.6	87	4.4	86	4.4	86
Professional Reputation	4.0	13	4.2	13	4.2	13	4.3	13	4.2	13	4.0	13
Other Personal Contacts	4.0	3	4.2	5	4.3	6	4.4	5	4.3	4	4.3	4
Type of Practice												
No Response	4.5	2	4.5	2	4.5	2	4.5	2	4.5	2	4.5	2
Private, Solo	4.3	21	4.5	22	4.7	22	4.6	21	4.5	21	4.6	21
Private, 2-5 Attorneys	4.1	18	4.4	18	4.5	18	4.6	18	4.3	18	4.4	18
Private, 6+ Attorneys	3.9	7	3.9	7	3.8	6	3.8	6	3.8	6	3.7	6
Private, Corporate Employee	4.0	1	4.0	1	4.0	1	4.0	1	3.0	1	4.0	1
State Judge or Judicial Officer	4.6	15	4.9	16	4.9	16	4.9	16	4.9	15	4.9	15
Government	4.2	20	4.3	20	4.3	20	4.5	20	4.3	20	4.2	20
Public Service Agency or Organization (not govt)	--	0	--	0	--	0	--	0	--	0	--	0
Other	5.0	2	4.3	3	4.7	3	4.7	3	5.0	3	4.7	3
Years Experience												
No Response	4.0	1	4.0	1	4.0	1	4.0	1	4.0	1	4.0	1
5 Years or fewer	3.9	16	4.1	17	4.2	17	4.5	17	4.2	17	4.2	17
6 to 10 years	4.3	6	4.7	7	4.6	7	4.9	7	4.5	6	4.5	6
11 to 15 years	4.6	7	4.4	7	4.9	7	4.9	7	4.7	7	4.9	7
16 to 20 years	4.4	8	4.3	8	4.6	8	4.6	8	4.4	8	4.5	8
21 years or more	4.3	48	4.5	49	4.6	48	4.5	47	4.5	47	4.4	47
Gender												
No Response	4.5	2	4.5	2	4.5	2	4.5	2	4.5	2	4.5	2
Male	4.3	61	4.5	62	4.6	62	4.6	62	4.5	61	4.5	61
Female	4.1	23	4.2	25	4.3	24	4.5	23	4.3	23	4.2	23
Majority of Practice Consists of												
No Response	4.5	2	4.5	2	4.5	2	4.5	2	4.5	2	4.5	2
Prosecution	4.1	10	4.4	10	4.5	10	4.4	10	4.2	10	4.2	10
Mainly Criminal	4.0	9	4.1	9	4.2	9	4.8	9	4.3	9	4.2	9
Mixed Criminal & Civil	4.5	34	4.7	35	4.8	35	4.8	35	4.7	34	4.7	34
Mainly Civil	4.0	29	4.3	30	4.3	29	4.2	28	4.1	28	4.1	28
Other	5.0	2	4.3	3	4.7	3	4.7	3	5.0	3	4.7	3
Location of Practice												
No Response	4.0	2	4.0	2	4.0	2	4.0	2	4.0	2	4.0	2
First District	4.3	52	4.5	53	4.6	52	4.6	51	4.5	51	4.5	51
Second District	5.0	1	5.0	1	5.0	1	5.0	1	5.0	1	5.0	1
Third District	4.1	28	4.3	30	4.5	30	4.5	30	4.3	29	4.4	29
Fourth District	4.5	2	5.0	2	4.5	2	5.0	2	4.5	2	4.5	2
Outside of Alaska	4.0	1	4.0	1	4.0	1	4.0	1	4.0	1	4.0	1

Note: Ratings for only those respondents who reported direct professional experience with the judge.

54. DISTRICT COURT JUDGE KEVIN G. MILLER

B. Peace and Probation Officers

Demographic Description (N=26)

	N	%
Type of Work		
No Response	--	0.0%
State Law Enforcement Officer	11	42.3%
Municipal/Borough Law Enforcement Officer	12	46.1%
Village Public Safety Officer (VPSO)	--	0.0%
Probation/Parole Officer	2	7.6%
Other	1	3.8%
Length of Alaska Experience		
No Response	--	0.0%
5 Years or fewer	5	19.2%
6 to 10 years	9	34.6%
11 to 15 years	7	26.9%
16 to 20 years	5	19.2%
21 years or more	--	0.0%
Gender		
No Response	1	3.8%
Male	23	88.4%
Female	2	7.6%
Location of Practice		
No Response	--	0.0%
First District	22	84.6%
Second District	--	0.0%
Third District	4	15.3%
Fourth District	--	0.0%
Outside of Alaska	--	0.0%
Community Population		
No Response	--	0.0%
Under 2,000	4	15.3%
Between 2,000 and 35,000	20	76.9%
Over 35,000	2	7.6%

**Evaluation of Judge Kevin G. Miller
Peace and Probation Officers**

Summary of Findings

Judge Kevin G. Miller was evaluated by 25 Peace and Probation Officers who reported having direct professional experience with the judge. The mean score on *overall evaluation* was 4.8. The highest mean scores were obtained on *integrity* (4.7), *judicial temperament* (4.7) and *diligence* (4.7) and the lowest score was obtained on *impartiality/fairness* (4.6). Details are present in the two tables that follow.

	Poor		Deficient		Accept		Good		Excellent		Mean
	N	%	N	%	N	%	N	%	N	%	
Impartiality/Fairness	--	0.0%	--	0.0%	1	4.0%	7	28.0%	17	68.0%	4.6
Integrity	--	0.0%	--	0.0%	1	4.0%	5	20.0%	19	76.0%	4.7
Judicial Temperament	--	0.0%	--	0.0%	1	4.0%	5	20.0%	19	76.0%	4.7
Diligence	--	0.0%	--	0.0%	1	4.0%	6	24.0%	18	72.0%	4.7
Overall Rating	--	0.0%	--	0.0%	1	4.0%	4	16.0%	20	80.0%	4.8

Note: Ratings for only those respondents who reported direct professional experience with the judge.

Judge Kevin G. Miller: Detailed Information on Responses Peace and Probation Officers

	Impartiality/ Fairness		Integrity		Judicial Temperament		Diligence		Overall Rating	
	Mean	N	Mean	N	Mean	N	Mean	N	Mean	N
Basis for Evaluation of Judge										
No Response	4.2	5	4.3	4	4.2	5	4.2	5	4.2	5
Direct Professional	4.6	25	4.7	25	4.7	25	4.7	25	4.8	25
Professional Reputation	--	0	--	0	--	0	--	0	--	0
Other Personal Contacts	4.0	1	5.0	1	5.0	1	5.0	1	5.0	1
Type of Work										
No Response	--	0	--	0	--	0	--	0	--	0
State Law Enforcement Officer	4.5	11	4.7	11	4.8	11	4.6	11	4.7	11
Municipal/Borough Law Enforcement Officer	4.8	12	4.8	12	4.7	12	4.8	12	4.8	12
Village Public Safety Officer (VPSO)	--	0	--	0	--	0	--	0	--	0
Probation/Parole Officer	4.5	2	4.5	2	4.5	2	4.5	2	4.5	2
Other	--	0	--	0	--	0	--	0	--	0
Years Experience										
No Response	--	0	--	0	--	0	--	0	--	0
5 Years or fewer	4.6	5	4.6	5	4.8	5	4.8	5	5.0	5
6 to 10 years	4.9	9	5.0	9	4.9	9	4.8	9	4.9	9
11 to 15 years	4.1	7	4.3	7	4.3	7	4.3	7	4.3	7
16 to 20 years	5.0	4	5.0	4	5.0	4	5.0	4	5.0	4
21 years or more	--	0	--	0	--	0	--	0	--	0
Gender										
No Response	5.0	1	5.0	1	5.0	1	5.0	1	5.0	1
Male	4.7	23	4.7	23	4.7	23	4.7	23	4.7	23
Female	4.0	1	4.0	1	4.0	1	4.0	1	5.0	1
Location of Practice										
No Response	--	0	--	0	--	0	--	0	--	0
First District	4.6	22	4.7	22	4.7	22	4.6	22	4.7	22
Second District	--	0	--	0	--	0	--	0	--	0
Third District	4.7	3	5.0	3	5.0	3	5.0	3	5.0	3
Fourth District	--	0	--	0	--	0	--	0	--	0
Outside of Alaska	--	0	--	0	--	0	--	0	--	0
Community Population										
No Response	--	0	--	0	--	0	--	0	--	0
Under 2,000	5.0	4	5.0	4	5.0	4	5.0	4	5.0	4
Between 2,000 and 35,000	4.6	19	4.7	19	4.7	19	4.6	19	4.7	19
Over 35,000	4.5	2	4.5	2	4.5	2	4.5	2	4.5	2

Note: Ratings for only those respondents who reported direct professional experience with the judge.

54. DISTRICT COURT JUDGE KEVIN G. MILLER

C. Social Workers, Guardians ad Litem, and CASA Volunteers

Demographic Description (N=2)

		N	%
Type of Work			
	No Response	--	0.0%
	Social Worker	1	50.0%
	Guardian ad Litem	1	50.0%
	CASA Volunteer	--	0.0%
	Other	--	0.0%
Length of Alaska Experience			
	No Response	--	0.0%
	5 Years or fewer	--	0.0%
	6 to 10 years	1	50.0%
	11 to 15 years	1	50.0%
	16 to 20 years	--	0.0%
	21 years or more	--	0.0%
Gender			
	No Response	--	0.0%
	Male	--	0.0%
	Female	2	100.0%
Location of Practice			
	No Response	--	0.0%
	First District	2	100.0%
	Second District	--	0.0%
	Third District	--	0.0%
	Fourth District	--	0.0%
	Outside of Alaska	--	0.0%
Community Population			
	No Response	--	0.0%
	Under 2,000	--	0.0%
	Between 2,000 and 35,000	2	100.0%
	Over 35,000	--	0.0%

**Evaluation of Judge Kevin G. Miller
Social Workers, Guardians Ad Litem, and CASA Volunteers**

Summary of Findings

Judge Kevin G. Miller was evaluated by two Social Workers, Guardians Ad Litem and CASA volunteers who reported having direct professional experience with the judge. The mean score on *overall evaluation* was 5.0. The rating obtained in all areas was 5.0. Details are present in the two tables that follow.

	Poor		Deficient		Accept		Good		Excellent		Mean
	N	%	N	%	N	%	N	%	N	%	
Impartiality/Fairness	--	0.0%	--	0.0%	--	0.0%	--	0.0%	2	100.0%	5.0
Integrity	--	0.0%	--	0.0%	--	0.0%	--	0.0%	2	100.0%	5.0
Judicial Temperament	--	0.0%	--	0.0%	--	0.0%	--	0.0%	2	100.0%	5.0
Diligence	--	0.0%	--	0.0%	--	0.0%	--	0.0%	2	100.0%	5.0
Overall Rating	--	0.0%	--	0.0%	--	0.0%	--	0.0%	2	100.0%	5.0

Note: Ratings for only those respondents who reported direct professional experience with the judge.

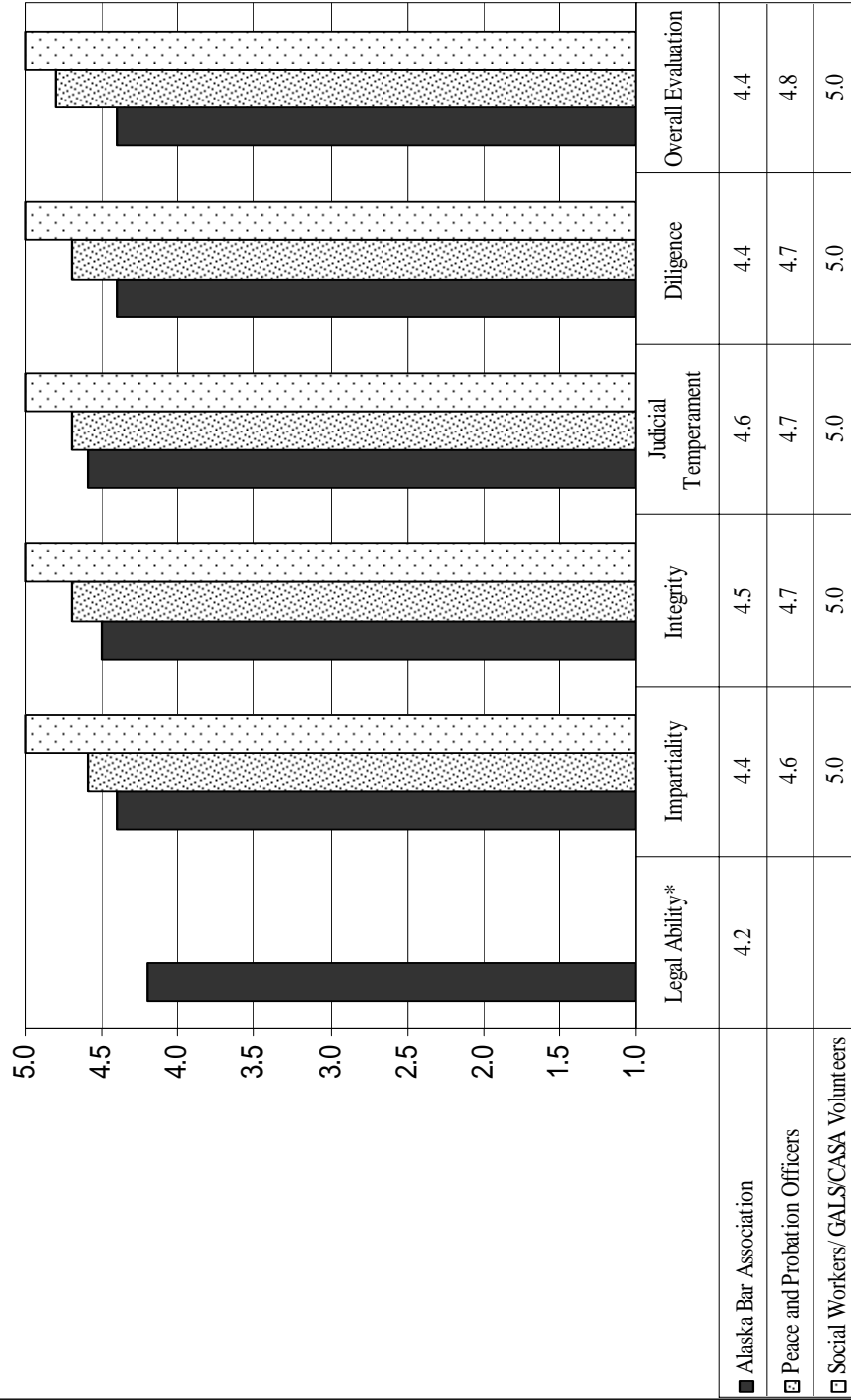
**Judge Kevin G. Miller: Detail Information on Responses
Social Workers, Guardians Ad Litem, and CASA volunteers**

	Impartiality/ Fairness		Integrity		Judicial Temperament		Diligence		Overall Rating	
	Mean	N	Mean	N	Mean	N	Mean	N	Mean	N
Basis for Evaluation of Judge										
No Response	3.0	1	3.0	1	3.0	1	3.0	1	3.0	1
Direct Professional	5.0	2	5.0	2	5.0	2	5.0	2	5.0	2
Professional Reputation	--	0	--	0	--	0	--	0	--	0
Other Personal Contacts	--	0	--	0	--	0	--	0	--	0
Type of Work										
No Response	--	0	--	0	--	0	--	0	--	0
Social Worker	5.0	1	5.0	1	5.0	1	5.0	1	5.0	1
Guardian ad Litem	5.0	1	5.0	1	5.0	1	5.0	1	5.0	1
CASA Volunteer	--	0	--	0	--	0	--	0	--	0
Other	--	0	--	0	--	0	--	0	--	0
Years Experience										
No Response	--	0	--	0	--	0	--	0	--	0
5 Years or fewer	--	0	--	0	--	0	--	0	--	0
6 to 10 years	5.0	1	5.0	1	5.0	1	5.0	1	5.0	1
11 to 15 years	5.0	1	5.0	1	5.0	1	5.0	1	5.0	1
16 to 20 years	--	0	--	0	--	0	--	0	--	0
21 years or more	--	0	--	0	--	0	--	0	--	0
Gender										
No Response	--	0	--	0	--	0	--	0	--	0
Male	--	0	--	0	--	0	--	0	--	0
Female	5.0	2	5.0	2	5.0	2	5.0	2	5.0	2
Location of Practice										
No Response	--	0	--	0	--	0	--	0	--	0
First District	5.0	2	5.0	2	5.0	2	5.0	2	5.0	2
Second District	--	0	--	0	--	0	--	0	--	0
Third District	--	0	--	0	--	0	--	0	--	0
Fourth District	--	0	--	0	--	0	--	0	--	0
Outside of Alaska	--	0	--	0	--	0	--	0	--	0
Community Population										
No Response	--	0	--	0	--	0	--	0	--	0
Under 2,000	--	0	--	0	--	0	--	0	--	0
Between 2,000 and 35,000	5.0	2	5.0	2	5.0	2	5.0	2	5.0	2
Over 35,000	--	0	--	0	--	0	--	0	--	0

Note: Ratings for only those respondents who reported direct professional experience with the judge.

District Court Judge Kevin G. Miller

Average Ratings from All Groups Surveyed



*Legal Ability items are only completed by Alaska Bar Association members.

55. DISTRICT COURT JUDGE GREGORY MOTYKA

A. Alaska Bar Association

Demographic Description (N=332)

	N	%
Type of Practice		
No Response	3	0.9%
Private, Solo	83	25.0%
Private, 2-5 Attorneys	65	19.5%
Private, 6+ Attorneys	53	15.9%
Private, Corporate Employee	7	2.1%
State Judge or Judicial Officer	27	8.1%
Government	81	24.3%
Public Service Agency or Organization (not govt)	6	1.8%
Other	7	2.1%
Length of Alaska Practice		
No Response	5	1.5%
5 Years or fewer	36	10.8%
6 to 10 years	31	9.3%
11 to 15 years	47	14.1%
16 to 20 years	43	12.9%
21 years or more	170	51.2%
Gender		
No Response	3	0.9%
Male	237	71.3%
Female	92	27.7%
Cases Handled		
No Response	4	1.2%
Prosecution	36	10.8%
Mainly Criminal	31	9.3%
Mixed Criminal & Civil	83	25.0%
Mainly Civil	168	50.6%
Other	10	3.0%
Location of Practice		
No Response	3	0.9%
First District	4	1.2%
Second District	4	1.2%
Third District	306	92.1%
Fourth District	11	3.3%
Outside of Alaska	4	1.2%

**Evaluation of Judge Gregory Motyka:
Alaska Bar Association Members**

Summary of Findings

Judge Gregory Motyka was evaluated by 295 Alaska Bar Association members who reported having direct professional experience with the judge. The mean score on *overall evaluation* was 4.2. The highest mean score was obtained on *integrity* (4.3) and the lowest scores were obtained on *legal ability* (4.1), *judicial temperament* (4.1) and *diligence* (4.1). Details are present in the two tables that follow.

	Poor		Deficient		Accept		Good		Excellent		Mean
	N	%	N	%	N	%	N	%	N	%	
Legal Ability	3	1.0%	6	2.0%	48	16.3%	134	45.7%	102	34.8%	4.1
Impartiality/Fairness	5	1.6%	13	4.4%	42	14.2%	105	35.5%	130	44.0%	4.2
Integrity	4	1.3%	2	0.6%	37	12.6%	100	34.1%	150	51.1%	4.3
Judicial Temperament	5	1.7%	8	2.7%	56	19.0%	99	33.6%	126	42.8%	4.1
Diligence	5	1.7%	7	2.4%	47	16.4%	115	40.3%	111	38.9%	4.1
Overall Rating	3	1.0%	8	2.7%	46	15.6%	115	39.2%	121	41.2%	4.2

Note: Ratings for only those respondents who reported direct professional experience with the judge.

**Judge Gregory Motyka: Detailed Information Responses
Alaska Bar Association Members**

	Legal Ability		Impartiality/ Fairness		Integrity		Judicial Temperament		Diligence		Overall Rating	
	Mean	N	Mean	N	Mean	N	Mean	N	Mean	N	Mean	N
Basis for Evaluation of Judge												
No Response	3.5	8	3.6	8	3.9	8	3.8	8	3.6	8	3.8	8
Direct Professional	4.1	293	4.2	295	4.3	293	4.1	294	4.1	285	4.2	293
Professional Reputation	3.8	32	3.8	32	4.0	32	3.8	32	3.8	32	3.8	32
Other Personal Contacts	3.7	3	4.3	3	4.7	3	4.3	3	4.5	2	4.0	3
Type of Practice												
No Response	2.3	3	2.0	3	3.0	3	2.0	3	2.0	3	2.0	3
Private, Solo	4.1	80	4.3	80	4.4	81	4.2	80	4.2	79	4.2	81
Private, 2-5 Attorneys	4.2	61	4.2	61	4.3	61	4.3	61	4.2	59	4.3	60
Private, 6+ Attorneys	4.2	39	4.3	40	4.5	40	4.3	39	4.3	37	4.3	38
Private, Corporate Employee	4.3	6	4.1	7	4.4	7	4.0	7	4.5	6	4.3	7
State Judge or Judicial Officer	4.0	21	4.1	21	4.3	21	4.0	21	4.0	21	4.0	21
Government	4.1	72	4.1	72	4.3	70	4.1	72	4.1	70	4.1	72
Public Service Agency or Organization (not govt)	3.8	5	3.4	5	4.3	4	3.4	5	4.0	4	3.6	5
Other	3.7	6	4.2	6	4.5	6	4.3	6	3.7	6	4.2	6
Years Experience												
No Response	3.0	5	3.0	5	3.6	5	2.8	5	3.0	5	3.0	5
5 Years or fewer	4.5	33	4.4	34	4.5	33	4.4	33	4.5	31	4.4	32
6 to 10 years	4.4	28	4.3	29	4.4	28	4.2	29	4.3	27	4.3	29
11 to 15 years	4.1	43	4.0	44	4.3	44	4.2	44	4.1	43	4.2	44
16 to 20 years	3.8	36	3.8	36	4.0	36	3.8	36	3.7	36	3.8	36
21 years or more	4.1	148	4.2	147	4.4	147	4.2	147	4.2	143	4.2	147
Gender												
No Response	2.3	3	2.0	3	3.0	3	2.0	3	2.0	3	2.0	3
Male	4.2	209	4.3	211	4.4	211	4.2	210	4.2	203	4.2	209
Female	4.1	81	4.0	81	4.2	79	4.0	81	4.0	79	4.1	81
Majority of Practice Consists of												
No Response	2.3	3	2.0	3	3.0	3	2.0	3	2.0	3	2.0	3
Prosecution	4.3	36	4.4	36	4.4	36	4.3	36	4.3	36	4.4	36
Mainly Criminal	3.9	27	3.7	28	4.1	28	3.8	28	3.9	27	3.9	28
Mixed Criminal & Civil	4.0	75	4.1	75	4.3	75	4.1	75	4.1	74	4.1	75
Mainly Civil	4.2	144	4.3	145	4.4	143	4.2	144	4.2	137	4.2	143
Other	3.9	8	4.1	8	4.4	8	4.0	8	4.0	8	4.3	8
Location of Practice												
No Response	2.3	3	2.0	3	3.0	3	2.0	3	2.0	3	2.0	3
First District	4.0	3	4.0	2	4.0	3	4.0	2	4.0	3	4.0	3
Second District	4.5	2	4.5	2	4.5	2	4.5	2	4.5	2	4.5	2
Third District	4.1	273	4.2	276	4.3	273	4.1	275	4.1	265	4.2	273
Fourth District	4.3	9	4.6	9	4.4	9	4.6	9	4.4	9	4.4	9
Outside of Alaska	4.0	3	4.0	3	4.3	3	4.3	3	4.0	3	4.3	3

Note: Ratings for only those respondents who reported direct professional experience with the judge.

55. DISTRICT COURT JUDGE GREGORY MOTYKA

B. Peace and Probation Officers

Demographic Description (N=50)

		N	%
Type of Work	No Response	--	0
	State Law Enforcement Officer	14	28.0%
	Municipal/Borough Law Enforcement Officer	32	64.0%
	Village Public Safety Officer (VPSO)	--	0
	Probation/Parole Officer	3	6.0%
	Other	1	2.0%
Length of Alaska Experience	No Response	--	0
	5 Years or fewer	4	8.0%
	6 to 10 years	12	24.0%
	11 to 15 years	18	36.0%
	16 to 20 years	5	10.0%
	21 years or more	11	22.0%
Gender	No Response	--	0
	Male	39	78.0%
	Female	11	22.0%
Location of Practice	No Response	--	0
	First District	1	2.0%
	Second District	--	0
	Third District	49	98.0%
	Fourth District	--	0
	Outside of Alaska	--	0
Community Population	No Response	--	0
	Under 2,000	2	4.0%
	Between 2,000 and 35,000	2	4.0%
	Over 35,000	46	92.0%

**Evaluation of Judge Gregory Motyka
Peace and Probation Officers**

Summary of Findings

Judge Gregory Motyka was evaluated by 40 Peace and Probation Officers who reported having direct professional experience with the judge. The mean score on *overall evaluation* was 4.2. The highest mean score was obtained on *integrity* (4.3) and all the other areas obtained a score of 4.2. Details are present in the two tables that follow.

	Poor		Deficient		Accept		Good		Excellent		Mean
	N	%	N	%	N	%	N	%	N	%	
Impartiality/Fairness	--	0	2	5.0%	4	10.0%	18	45.0%	16	40.0%	4.2
Integrity	--	0	--	0	6	15.3%	15	38.4%	18	46.1%	4.3
Judicial Temperament	--	0	2	5.1%	5	12.8%	16	41.0%	16	41.0%	4.2
Diligence	--	0	2	5.1%	4	10.2%	19	48.7%	14	35.8%	4.2
Overall Rating	--	0	2	5.0%	5	12.5%	17	42.5%	16	40.0%	4.2

Note: Ratings for only those respondents who reported direct professional experience with the judge.

Judge Gregory Motyka: Detailed Information on Responses Peace and Probation Officers

	Impartiality/ Fairness		Integrity		Judicial Temperament		Diligence		Overall Rating	
	Mean	N	Mean	N	Mean	N	Mean	N	Mean	N
Basis for Evaluation of Judge										
No Response	4.0	1	4.0	1	4.0	1	4.0	1	4.0	1
Direct Professional	4.2	40	4.3	39	4.2	39	4.2	39	4.2	40
Professional Reputation	3.4	9	3.6	9	3.6	9	3.4	9	3.6	9
Other Personal Contacts	3.0	1	3.0	1	1.0	1	3.0	1	3.0	1
Type of Work										
No Response	--	0	--	0	--	0	--	0	--	0
State Law Enforcement Officer	4.3	13	4.4	13	4.3	13	4.2	13	4.2	13
Municipal/Borough Law Enforcement Officer	4.2	25	4.3	24	4.2	24	4.2	24	4.2	25
Village Public Safety Officer (VPSO)	--	0	--	0	--	0	--	0	--	0
Probation/Parole Officer	3.0	1	3.0	1	3.0	1	3.0	1	3.0	1
Other	4.0	1	4.0	1	4.0	1	4.0	1	4.0	1
Years Experience										
No Response	--	0	--	0	--	0	--	0	--	0
5 Years or fewer	5.0	3	5.0	3	5.0	3	4.7	3	4.7	3
6 to 10 years	4.0	11	4.0	10	4.1	11	4.1	10	4.0	11
11 to 15 years	4.2	15	4.3	15	4.1	14	4.1	15	4.1	15
16 to 20 years	4.8	4	4.8	4	4.8	4	4.5	4	4.8	4
21 years or more	3.9	7	4.1	7	3.9	7	4.0	7	4.0	7
Gender										
No Response	--	0	--	0	--	0	--	0	--	0
Male	4.1	31	4.2	30	4.1	30	4.0	30	4.1	31
Female	4.6	9	4.6	9	4.6	9	4.6	9	4.6	9
Location of Practice										
No Response	--	0	--	0	--	0	--	0	--	0
First District	--	0	--	0	--	0	--	0	--	0
Second District	--	0	--	0	--	0	--	0	--	0
Third District	4.2	40	4.3	39	4.2	39	4.2	39	4.2	40
Fourth District	--	0	--	0	--	0	--	0	--	0
Outside of Alaska	--	0	--	0	--	0	--	0	--	0
Community Population										
No Response	--	0	--	0	--	0	--	0	--	0
Under 2,000	4.0	1	4.0	1	4.0	1	4.0	1	4.0	1
Between 2,000 and 35,000	4.5	2	4.5	2	4.5	2	4.0	2	4.5	2
Over 35,000	4.2	37	4.3	36	4.2	36	4.2	36	4.2	37

Note: Ratings for only those respondents who reported direct professional experience with the judge.

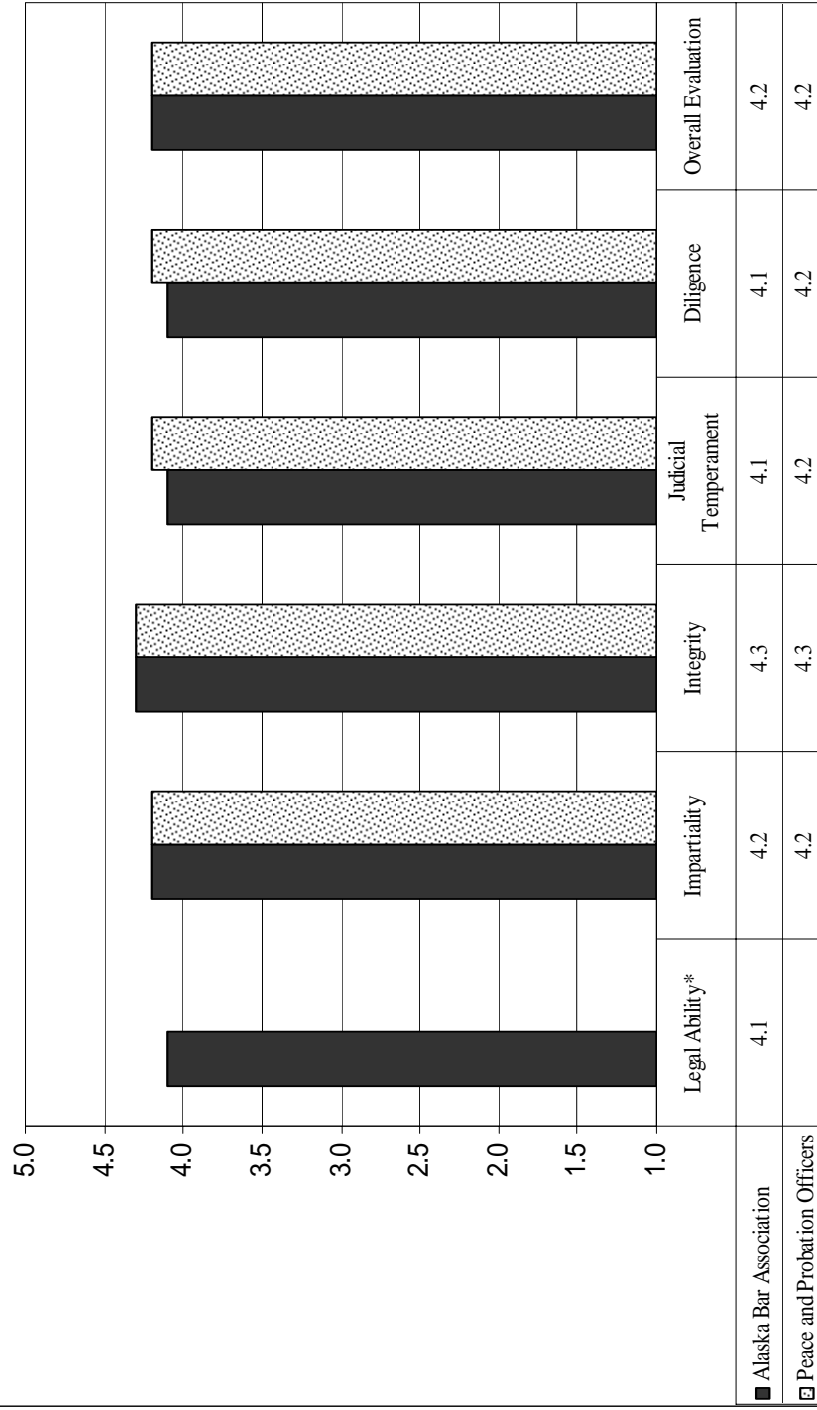
55. DISTRICT COURT JUDGE GREGORY MOTYKA

C. Social Workers, Guardians ad Litem, and CASA Volunteers

No respondents for Judge Gregory Motyka for this group.

District Court Judge Gregory Motyka

Average Ratings from All Groups Surveyed



*Legal Ability items are only completed by Alaska Bar Association members.

56. DISTRICT COURT JUDGE SIGURD E. MURPHY

A. Alaska Bar Association

Demographic Description (N=543)

		N	%
Type of Practice			
	No Response	12	2.2%
	Private, Solo	127	23.3%
	Private, 2-5 Attorneys	102	18.7%
	Private, 6+ Attorneys	92	16.9%
	Private, Corporate Employee	14	2.5%
	State Judge or Judicial Officer	47	8.6%
	Government	124	22.8%
	Public Service Agency or Organization (not govt)	10	1.8%
	Other	15	2.7%
Length of Alaska Practice			
	No Response	10	1.8%
	5 Years or fewer	47	8.6%
	6 to 10 years	45	8.2%
	11 to 15 years	65	11.9%
	16 to 20 years	67	12.3%
	21 years or more	309	56.9%
Gender			
	No Response	13	2.3%
	Male	389	71.6%
	Female	141	25.9%
Cases Handled			
	No Response	11	2.0%
	Prosecution	38	6.9%
	Mainly Criminal	33	6.0%
	Mixed Criminal & Civil	123	22.6%
	Mainly Civil	313	57.6%
	Other	25	4.6%
Location of Practice			
	No Response	10	1.8%
	First District	22	4.0%
	Second District	5	0.9%
	Third District	464	85.4%
	Fourth District	32	5.8%
	Outside of Alaska	10	1.8%

**Evaluation of Judge Sigurd E. Murphy:
Alaska Bar Association Members**

Summary of Findings

Judge Sigurd E. Murphy was evaluated by 471 Alaska Bar Association members who reported having direct professional experience with the judge. The mean score on *overall evaluation* was 3.9. The highest mean scores were obtained on *integrity* (4.2) and *diligence* (4.2) and the lowest scores were obtained on *legal ability* (3.9) and *judicial temperament* (3.9). Details are present in the two tables that follow.

	Poor		Deficient		Accept		Good		Excellent		Mean
	N	%	N	%	N	%	N	%	N	%	
Legal Ability	13	2.7%	42	8.9%	97	20.5%	147	31.2%	172	36.5%	3.9
Impartiality/Fairness	13	2.7%	40	8.5%	87	18.5%	136	29.0%	192	41.0%	4.0
Integrity	9	1.9%	24	5.1%	64	13.8%	118	25.4%	248	53.5%	4.2
Judicial Temperament	16	3.4%	38	8.1%	96	20.5%	133	28.4%	185	39.5%	3.9
Diligence	8	1.7%	15	3.3%	77	17.0%	138	30.5%	214	47.3%	4.2
Overall Rating	12	2.5%	46	9.9%	82	17.6%	145	31.2%	179	38.5%	3.9

Note: Ratings for only those respondents who reported direct professional experience with the judge.

**Judge Sigurd E. Murphy: Detailed Information Responses
Alaska Bar Association Members**

	Legal Ability		Impartiality/ Fairness		Integrity		Judicial Temperament		Diligence		Overall Rating	
	Mean	N	Mean	N	Mean	N	Mean	N	Mean	N	Mean	N
Basis for Evaluation of Judge												
No Response	4.0	11	4.3	11	4.2	11	3.9	11	4.0	11	4.2	11
Direct Professional	3.9	471	4.0	468	4.2	463	3.9	468	4.2	452	3.9	464
Professional Reputation	3.9	61	3.9	63	4.1	60	3.9	63	4.0	53	3.8	65
Other Personal Contacts	4.3	4	4.3	4	4.5	4	4.5	4	4.5	4	4.5	4
Type of Practice												
No Response	4.1	12	4.0	12	4.2	12	4.2	12	4.3	12	4.0	12
Private, Solo	4.1	113	4.2	111	4.4	111	4.2	111	4.3	107	4.2	112
Private, 2-5 Attorneys	4.2	95	4.2	94	4.4	94	4.2	94	4.3	94	4.2	92
Private, 6+ Attorneys	4.0	79	4.0	79	4.3	78	4.0	80	4.3	76	3.8	77
Private, Corporate Employee	4.2	11	4.2	11	4.6	11	4.1	11	4.4	11	4.4	11
State Judge or Judicial Officer	4.0	41	4.1	41	4.2	40	3.9	41	4.5	39	4.1	41
Government	3.2	102	3.4	102	3.8	99	3.3	101	3.8	96	3.3	101
Public Service Agency or Organization (not govt)	3.9	8	4.0	8	4.4	8	4.5	8	4.1	7	4.3	8
Other	4.0	10	4.1	10	4.3	10	4.3	10	4.2	10	4.3	10
Years Experience												
No Response	4.1	10	4.0	10	4.3	10	4.2	10	4.2	10	4.0	10
5 Years or fewer	3.5	37	3.6	38	4.1	37	3.5	38	4.0	36	3.7	37
6 to 10 years	3.5	43	3.5	43	4.1	41	3.5	43	3.8	40	3.5	42
11 to 15 years	4.1	59	4.0	59	4.4	59	3.9	59	4.4	57	4.0	59
16 to 20 years	3.7	56	3.8	56	4.0	56	3.8	56	3.9	56	3.8	56
21 years or more	4.0	266	4.1	262	4.3	260	4.1	262	4.3	253	4.0	260
Gender												
No Response	4.0	12	3.9	12	4.1	12	4.1	12	4.2	12	3.9	12
Male	4.0	344	4.1	342	4.3	340	4.0	342	4.3	330	4.1	341
Female	3.6	115	3.5	114	3.9	111	3.5	114	4.0	110	3.5	111
Majority of Practice Consists of												
No Response	3.7	11	3.7	11	3.8	11	3.9	11	4.1	11	3.6	11
Prosecution	3.3	37	3.5	37	3.9	37	3.2	37	3.8	36	3.4	37
Mainly Criminal	3.7	28	3.6	28	4.0	27	3.4	28	4.2	26	3.5	28
Mixed Criminal & Civil	4.0	111	4.0	111	4.2	109	3.9	111	4.2	108	3.9	110
Mainly Civil	4.0	268	4.1	265	4.3	263	4.1	265	4.2	256	4.1	262
Other	3.9	16	3.9	16	4.1	16	3.9	16	4.2	15	4.1	16
Location of Practice												
No Response	4.1	10	4.0	10	4.3	10	4.2	10	4.2	10	4.0	10
First District	3.2	16	3.7	15	3.9	15	3.7	15	4.1	14	3.6	16
Second District	2.7	3	2.7	3	3.3	3	3.0	3	3.3	3	2.7	3
Third District	3.9	407	4.0	406	4.3	400	3.9	405	4.2	391	4.0	400
Fourth District	4.2	26	4.2	25	4.3	26	4.1	26	4.4	25	4.1	26
Outside of Alaska	3.4	9	3.7	9	4.1	9	3.6	9	3.7	9	3.6	9

Note: Ratings for only those respondents who reported direct professional experience with the judge.

56. DISTRICT COURT JUDGE SIGURD E. MURPHY

B. Peace and Probation Officers

Demographic Description (N=71)

		N	%
Type of Work			
	No Response	--	0
	State Law Enforcement Officer	19	26.7%
	Municipal/Borough Law Enforcement Officer	37	52.1%
	Village Public Safety Officer (VPSO)	--	0
	Probation/Parole Officer	14	19.7%
	Other	1	1.4%
Length of Alaska Experience			
	No Response	--	0
	5 Years or fewer	9	12.6%
	6 to 10 years	19	26.7%
	11 to 15 years	19	26.7%
	16 to 20 years	7	9.8%
	21 years or more	17	23.9%
Gender			
	No Response	--	0
	Male	54	76.0%
	Female	17	23.9%
Location of Practice			
	No Response	--	0
	First District	--	0
	Second District	--	0
	Third District	67	94.3%
	Fourth District	4	5.6%
	Outside of Alaska	--	0
Community Population			
	No Response	--	0
	Under 2,000	--	0
	Between 2,000 and 35,000	9	12.6%
	Over 35,000	62	87.3%

**Evaluation of Judge Sigurd E. Murphy
Peace and Probation Officers**

Summary of Findings

Judge Sigurd E. Murphy was evaluated by 61 Peace and Probation Officers who reported having direct professional experience with the judge. The mean score on *overall evaluation* was 4.2. The highest mean score was obtained on *integrity* (4.5) and lowest score was obtained on *judicial temperament* (4.1). Details are present in the two tables that follow.

	Poor		Deficient		Accept		Good		Excellent		Mean
	N	%	N	%	N	%	N	%	N	%	
Impartiality/Fairness	2	3.2%	2	3.2%	9	14.7%	19	31.1%	29	47.5%	4.2
Integrity	1	1.6%	--	0	8	13.5%	12	20.3%	38	64.4%	4.5
Judicial Temperament	2	3.3%	2	3.3%	10	16.6%	18	30.0%	28	46.6%	4.1
Diligence	1	1.7%	2	3.4%	8	13.7%	16	27.5%	31	53.4%	4.3
Overall Rating	1	1.6%	2	3.2%	9	14.7%	20	32.7%	29	47.5%	4.2

Note: Ratings for only those respondents who reported direct professional experience with the judge.

Judge Sigurd E. Murphy: Detailed Information on Responses Peace and Probation Officers

	Impartiality/ Fairness		Integrity		Judicial Temperament		Diligence		Overall Rating	
	Mean	N	Mean	N	Mean	N	Mean	N	Mean	N
Basis for Evaluation of Judge										
No Response	5.0	2	5.0	2	5.0	2	5.0	2	5.0	2
Direct Professional	4.2	61	4.5	59	4.1	60	4.3	58	4.2	61
Professional Reputation	3.7	9	3.7	9	3.8	9	3.7	9	3.6	9
Other Personal Contacts	4.0	1	4.0	1	4.0	1	4.0	1	4.0	1
Type of Work										
No Response	--	0	--	0	--	0	--	0	--	0
State Law Enforcement Officer	3.8	17	4.3	17	3.8	17	4.0	17	3.8	17
Municipal/Borough Law Enforcement Officer	4.4	33	4.6	31	4.3	33	4.4	31	4.4	33
Village Public Safety Officer (VPSO)	--	0	--	0	--	0	--	0	--	0
Probation/Parole Officer	4.0	10	4.2	10	4.0	9	4.2	9	4.1	10
Other	5.0	1	5.0	1	5.0	1	5.0	1	5.0	1
Years Experience										
No Response	--	0	--	0	--	0	--	0	--	0
5 Years or fewer	4.6	8	4.6	7	4.6	7	4.8	6	4.5	8
6 to 10 years	4.1	16	4.3	15	3.9	16	4.2	15	4.0	16
11 to 15 years	3.9	16	4.6	16	4.1	16	4.2	16	4.1	16
16 to 20 years	4.2	6	4.3	6	4.2	6	4.2	6	4.3	6
21 years or more	4.3	15	4.5	15	4.2	15	4.3	15	4.3	15
Gender										
No Response	--	0	--	0	--	0	--	0	--	0
Male	4.1	47	4.4	45	4.0	47	4.2	45	4.1	47
Female	4.5	14	4.6	14	4.7	13	4.6	13	4.5	14
Location of Practice										
No Response	--	0	--	0	--	0	--	0	--	0
First District	--	0	--	0	--	0	--	0	--	0
Second District	--	0	--	0	--	0	--	0	--	0
Third District	4.2	59	4.5	57	4.2	58	4.4	56	4.3	59
Fourth District	2.0	2	3.0	2	2.0	2	2.0	2	2.5	2
Outside of Alaska	--	0	--	0	--	0	--	0	--	0
Community Population										
No Response	--	0	--	0	--	0	--	0	--	0
Under 2,000	--	0	--	0	--	0	--	0	--	0
Between 2,000 and 35,000	3.6	8	4.3	8	3.6	8	3.9	8	3.9	8
Over 35,000	4.2	53	4.5	51	4.2	52	4.3	50	4.3	53

Note: Ratings for only those respondents who reported direct professional experience with the judge.

56. DISTRICT COURT JUDGE SIGURD E. MURPHY

C. Social Workers, Guardians ad Litem, and CASA Volunteers

Demographic Description (N=3)

		N	%
Type of Work			
	No Response	--	0
	Social Worker	1	33.3%
	Guardian ad Litem	--	0
	CASA Volunteer	2	66.6%
	Other	--	0
Length of Alaska Experience			
	No Response	--	0
	5 Years or fewer	1	33.3%
	6 to 10 years	2	66.6%
	11 to 15 years	--	0
	16 to 20 years	--	0
	21 years or more	--	0
Gender			
	No Response	--	0
	Male	2	66.6%
	Female	1	33.3%
Location of Practice			
	No Response	--	0
	First District	--	0
	Second District	--	0
	Third District	3	100.0%
	Fourth District	--	0
	Outside of Alaska	--	0
Community Population			
	No Response	--	0
	Under 2,000	--	0
	Between 2,000 and 35,000	--	0
	Over 35,000	3	100.0%

**Evaluation of Judge Sigurd E. Murphy
Social Workers, Guardians Ad Litem, and CASA Volunteers**

Summary of Findings

Judge Sigurd E. Murphy was evaluated by three Social Workers, and CASA volunteers who reported having direct professional experience with the judge. The mean score on *overall evaluation* was 3.7 and all other areas obtained a score of 3.7. Details are present in the two tables that follow.

	Poor		Deficient		Accept		Good		Excellent		Mean
	N	%	N	%	N	%	N	%	N	%	
Impartiality/Fairness	--	0	--	0	2	66.6%	--	0	1	33.3%	3.7
Integrity	--	0	--	0	2	66.6%	--	0	1	33.3%	3.7
Judicial Temperament	--	0	--	0	2	66.6%	--	0	1	33.3%	3.7
Diligence	--	0	--	0	2	66.6%	--	0	1	33.3%	3.7
Overall Rating	--	0	--	0	2	66.6%	--	0	1	33.3%	3.7

Note: Ratings for only those respondents who reported direct professional experience with the judge.

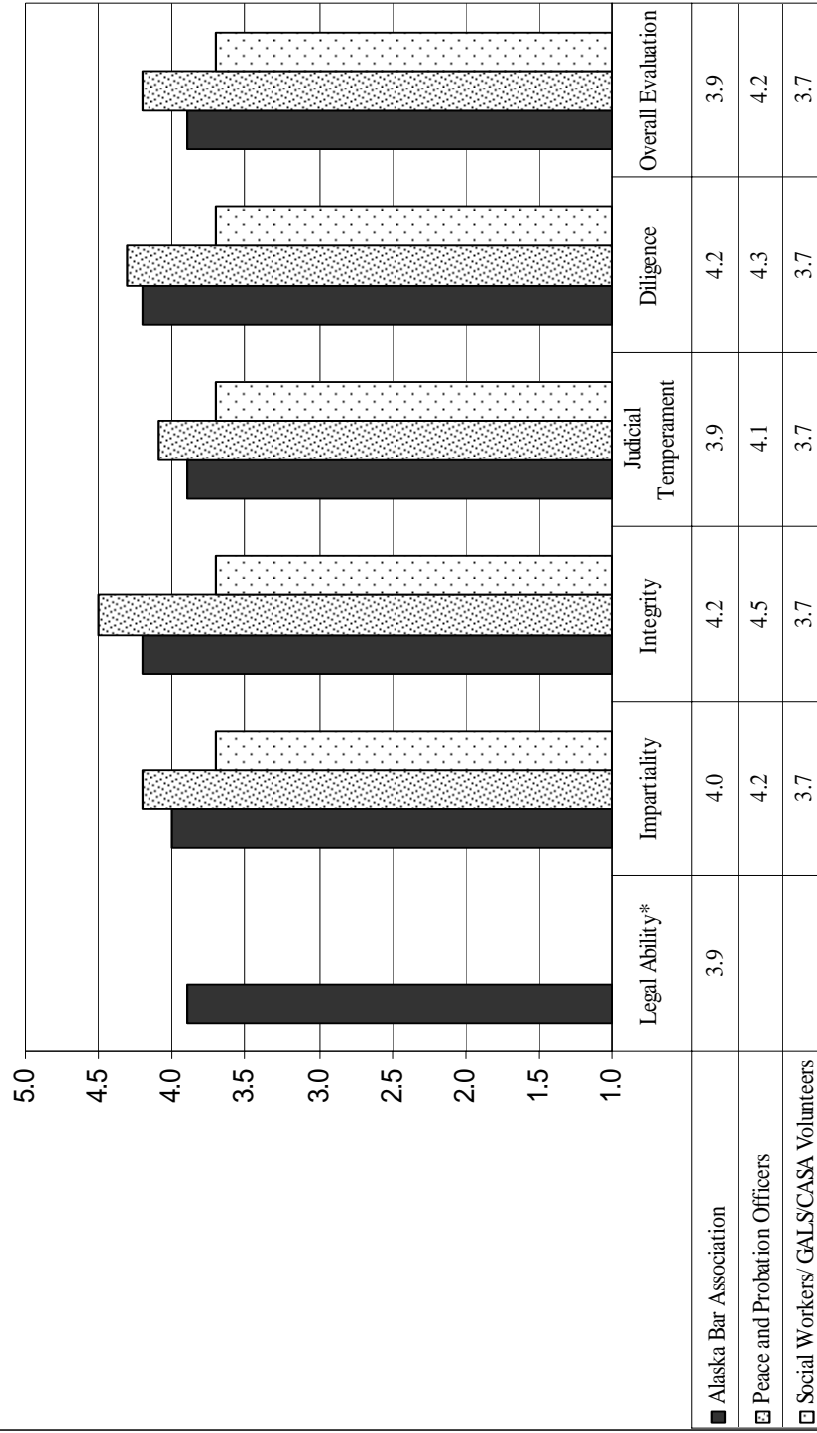
**Judge Sigurd E. Murphy: Detail Information on Responses
Social Workers, Guardians Ad Litem, and CASA Volunteers**

	Impartiality/ Fairness		Integrity		Judicial Temperament		Diligence		Overall Rating	
	Mean	N	Mean	N	Mean	N	Mean	N	Mean	N
Basis for Evaluation of Judge										
No Response	--	0	--	0	--	0	--	0	--	0
Direct Professional	3.7	3	3.7	3	3.7	3	3.7	3	3.7	3
Professional Reputation	--	0	--	0	--	0	--	0	--	0
Other Personal Contacts	--	0	--	0	--	0	--	0	--	0
Type of Work										
No Response	--	0	--	0	--	0	--	0	--	0
Social Worker	3.0	1	3.0	1	3.0	1	3.0	1	3.0	1
Guardian ad Litem	--	0	--	0	--	0	--	0	--	0
CASA Volunteer	4.0	2	4.0	2	4.0	2	4.0	2	4.0	2
Other	--	0	--	0	--	0	--	0	--	0
Years Experience										
No Response	--	0	--	0	--	0	--	0	--	0
5 Years or fewer	3.0	1	3.0	1	3.0	1	3.0	1	3.0	1
6 to 10 years	4.0	2	4.0	2	4.0	2	4.0	2	4.0	2
11 to 15 years	--	0	--	0	--	0	--	0	--	0
16 to 20 years	--	0	--	0	--	0	--	0	--	0
21 years or more	--	0	--	0	--	0	--	0	--	0
Gender										
No Response	--	0	--	0	--	0	--	0	--	0
Male	4.0	2	4.0	2	4.0	2	4.0	2	4.0	2
Female	3.0	1	3.0	1	3.0	1	3.0	1	3.0	1
Location of Practice										
No Response	--	0	--	0	--	0	--	0	--	0
First District	--	0	--	0	--	0	--	0	--	0
Second District	--	0	--	0	--	0	--	0	--	0
Third District	3.7	3	3.7	3	3.7	3	3.7	3	3.7	3
Fourth District	--	0	--	0	--	0	--	0	--	0
Outside of Alaska	--	0	--	0	--	0	--	0	--	0
Community Population										
No Response	--	0	--	0	--	0	--	0	--	0
Under 2,000	--	0	--	0	--	0	--	0	--	0
Between 2,000 and 35,000	--	0	--	0	--	0	--	0	--	0
Over 35,000	3.7	3	3.7	3	3.7	3	3.7	3	3.7	3

Note: Ratings for only those respondents who reported direct professional experience with the judge.

District Court Judge Sigurd E. Murphy

Average Ratings from All Groups Surveyed



*Legal Ability items are only completed by Alaska Bar Association members.

57. **DISTRICT COURT JUDGE STEPHANIE RHOADES**

A. Alaska Bar Association

Demographic Description (N=457)

	N	%
Type of Practice		
No Response	8	1.7%
Private, Solo	104	22.7%
Private, 2-5 Attorneys	77	16.8%
Private, 6+ Attorneys	70	15.3%
Private, Corporate Employee	12	2.6%
State Judge or Judicial Officer	49	10.7%
Government	109	23.8%
Public Service Agency or Organization (not govt)	10	2.1%
Other	18	3.9%
Length of Alaska Practice		
No Response	8	1.7%
5 Years or fewer	47	10.2%
6 to 10 years	40	8.7%
11 to 15 years	63	13.7%
16 to 20 years	67	14.6%
21 years or more	232	50.7%
Gender		
No Response	9	1.9%
Male	312	68.2%
Female	136	29.7%
Cases Handled		
No Response	8	1.7%
Prosecution	39	8.5%
Mainly Criminal	37	8.0%
Mixed Criminal & Civil	117	25.6%
Mainly Civil	233	50.9%
Other	23	5.0%
Location of Practice		
No Response	7	1.5%
First District	23	5.0%
Second District	8	1.7%
Third District	390	85.3%
Fourth District	22	4.8%
Outside of Alaska	7	1.5%

**Evaluation of Judge Stephanie Rhoades:
Alaska Bar Association Members**

Summary of Findings

Judge Stephanie Rhoades was evaluated by 385 Alaska Bar Association members who reported having direct professional experience with the judge. The mean score on *overall evaluation* was 3.6. The highest mean score was obtained on *integrity* (3.9) and the lowest score was obtained on *judicial temperament* (3.3). Details are present in the two tables that follow.

	Poor		Deficient		Accept		Good		Excellent		Mean
	N	%	N	%	N	%	N	%	N	%	
Legal Ability	13	3.3%	27	7.0%	95	24.7%	147	38.2%	102	26.5%	3.8
Impartiality/Fairness	24	6.2%	43	11.1%	96	24.9%	129	33.5%	93	24.1%	3.6
Integrity	15	3.9%	18	4.7%	85	22.3%	126	33.0%	137	35.9%	3.9
Judicial Temperament	42	10.9%	62	16.1%	104	27.1%	100	26.1%	75	19.5%	3.3
Diligence	13	3.5%	25	6.7%	92	24.8%	126	34.0%	114	30.8%	3.8
Overall Rating	23	6.0%	45	11.7%	97	25.3%	122	31.8%	96	25.0%	3.6

Note: Ratings for only those respondents who reported direct professional experience with the judge.

Judge Stephanie Rhoades: Detailed Information Responses Alaska Bar Association Members

	Legal Ability		Impartiality/ Fairness		Integrity		Judicial Temperament		Diligence		Overall Rating	
	Mean	N	Mean	N	Mean	N	Mean	N	Mean	N	Mean	N
Basis for Evaluation of Judge												
No Response	3.3	15	3.3	15	3.3	13	2.6	15	3.2	15	3.1	15
Direct Professional	3.8	384	3.6	385	3.9	381	3.3	383	3.8	370	3.6	383
Professional Reputation	4.0	55	3.9	56	4.1	55	4.0	55	4.1	54	3.9	56
Other Personal Contacts	4.7	3	4.8	5	4.8	5	4.8	4	5.0	4	4.8	4
Type of Practice												
No Response	3.0	8	2.9	8	3.0	8	2.9	8	3.0	8	3.0	8
Private, Solo	3.8	94	3.7	94	3.9	95	3.4	94	3.7	93	3.6	94
Private, 2-5 Attorneys	3.4	69	3.3	69	3.6	68	3.2	68	3.6	68	3.3	69
Private, 6+ Attorneys	3.9	58	3.6	58	4.1	58	3.4	59	3.9	53	3.7	57
Private, Corporate Employee	3.4	10	3.2	10	3.6	10	3.1	10	3.5	10	3.3	10
State Judge or Judicial Officer	4.3	41	4.1	42	4.3	42	3.6	40	4.4	39	4.1	41
Government	3.7	85	3.4	85	3.9	84	2.9	85	3.7	83	3.5	85
Public Service Agency or Organization (not govt)	4.4	8	4.3	8	4.5	6	3.6	8	4.7	7	4.1	8
Other	3.9	11	3.5	11	4.5	10	3.8	11	4.6	9	3.8	11
Years Experience												
No Response	3.3	8	3.1	8	3.3	8	3.1	8	3.3	8	3.3	8
5 Years or fewer	3.7	38	3.4	38	3.7	37	2.7	39	3.6	38	3.3	38
6 to 10 years	3.5	35	3.1	35	3.7	34	2.9	35	3.5	33	3.3	35
11 to 15 years	3.6	54	3.5	55	3.8	55	3.1	55	3.7	53	3.4	55
16 to 20 years	3.7	50	3.6	50	3.8	50	3.2	49	3.6	48	3.5	48
21 years or more	3.9	199	3.8	199	4.1	197	3.5	197	4.0	190	3.8	199
Gender												
No Response	3.4	8	3.3	8	3.4	8	3.3	8	3.4	8	3.4	8
Male	3.7	272	3.6	273	3.9	271	3.3	271	3.8	261	3.6	270
Female	3.9	104	3.6	104	3.9	102	3.1	104	3.9	101	3.6	105
Majority of Practice Consists of												
No Response	3.4	8	3.3	8	3.4	8	3.3	8	3.4	8	3.4	8
Prosecution	3.7	35	3.3	35	3.8	35	2.6	35	3.6	35	3.3	35
Mainly Criminal	3.8	30	3.5	31	3.9	31	2.9	32	3.8	30	3.5	31
Mixed Criminal & Civil	3.9	99	3.7	100	3.9	99	3.4	98	3.9	98	3.7	100
Mainly Civil	3.8	196	3.6	195	3.9	192	3.4	194	3.8	184	3.6	193
Other	3.7	16	3.4	16	4.1	16	3.4	16	4.0	15	3.6	16
Location of Practice												
No Response	3.3	7	3.1	7	3.3	7	3.1	7	3.3	7	3.3	7
First District	4.1	16	4.1	15	4.5	15	4.0	15	4.4	14	4.1	16
Second District	5.0	4	4.8	5	5.0	5	4.7	3	5.0	4	5.0	4
Third District	3.7	335	3.5	336	3.9	332	3.2	336	3.8	323	3.5	334
Fourth District	4.2	17	3.8	17	4.1	17	3.4	17	3.8	17	3.9	17
Outside of Alaska	4.2	5	4.2	5	4.4	5	4.0	5	4.0	5	4.2	5

Note: Ratings for only those respondents who reported direct professional experience with the judge.

57. DISTRICT COURT JUDGE STEPHANIE RHOADES

B. Peace and Probation Officers

Demographic Description (N=70)

	N	%
Type of Work		
No Response	--	0
State Law Enforcement Officer	20	28.5%
Municipal/Borough Law Enforcement Officer	33	47.1%
Village Public Safety Officer (VPSO)	--	0
Probation/Parole Officer	16	22.8%
Other	1	1.4%
Length of Alaska Experience		
No Response	1	1.4%
5 Years or fewer	12	17.1%
6 to 10 years	14	20.0%
11 to 15 years	19	27.1%
16 to 20 years	8	11.4%
21 years or more	16	22.8%
Gender		
No Response	--	0
Male	52	74.2%
Female	18	25.7%
Location of Practice		
No Response	--	0
First District	2	2.8%
Second District	--	0
Third District	66	94.2%
Fourth District	2	2.8%
Outside of Alaska	--	0
Community Population		
No Response	--	0
Under 2,000	1	1.4%
Between 2,000 and 35,000	9	12.8%
Over 35,000	60	85.7%

**Evaluation of Judge Stephanie Rhoades
Peace and Probation Officers**

Summary of Findings

Judge Stephanie Rhoades was evaluated by 55 Peace and Probation Officers who reported having direct professional experience with the judge. The mean score on *overall evaluation* was 4.0. The highest mean score was obtained on *integrity* (4.2) and lowest score was obtained on *judicial temperament* (3.8). Details are present in the two tables that follow.

	Poor		Deficient		Accept		Good		Excellent		Mean
	N	%	N	%	N	%	N	%	N	%	
Impartiality/Fairness	1	1.8%	4	7.4%	10	18.5%	20	37.0%	19	35.1%	4.0
Integrity	--	0	--	0	13	24.5%	14	26.4%	26	49.0%	4.2
Judicial Temperament	3	5.7%	3	5.7%	11	21.1%	19	36.5%	16	30.7%	3.8
Diligence	1	1.9%	1	1.9%	9	17.6%	19	37.2%	21	41.1%	4.1
Overall Rating	1	1.8%	4	7.2%	9	16.3%	22	40.0%	19	34.5%	4.0

Note: Ratings for only those respondents who reported direct professional experience with the judge.

Judge Stephanie Rhoades: Detailed Information on Responses Peace and Probation Officers

	Impartiality/ Fairness		Integrity		Judicial Temperament		Diligence		Overall Rating	
	Mean	N	Mean	N	Mean	N	Mean	N	Mean	N
Basis for Evaluation of Judge										
No Response	4.5	2	4.5	2	4.5	2	4.5	2	4.5	2
Direct Professional	4.0	54	4.2	53	3.8	52	4.1	51	4.0	55
Professional Reputation	4.1	14	4.1	14	4.0	14	4.1	14	4.0	14
Other Personal Contacts	3.0	1	4.0	1	--	0	4.0	1	4.0	1
Type of Work										
No Response	--	0	--	0	--	0	--	0	--	0
State Law Enforcement Officer	3.9	18	4.2	18	3.9	18	4.2	17	3.9	18
Municipal/Borough Law Enforcement Officer	4.0	26	4.3	25	3.9	24	4.2	24	4.0	27
Village Public Safety Officer (VPSO)	--	0	--	0	--	0	--	0	--	0
Probation/Parole Officer	3.8	9	4.0	9	3.3	9	3.9	9	3.8	9
Other	5.0	1	5.0	1	5.0	1	5.0	1	5.0	1
Years Experience										
No Response	--	0	--	0	--	0	--	0	5.0	1
5 Years or fewer	4.0	10	4.5	10	4.1	9	4.6	8	4.2	10
6 to 10 years	3.7	13	3.8	12	3.3	13	3.7	12	3.6	13
11 to 15 years	4.0	14	4.3	14	4.0	13	4.1	14	4.1	14
16 to 20 years	4.7	6	5.0	6	4.5	6	4.7	6	4.5	6
21 years or more	3.8	11	4.0	11	3.5	11	4.0	11	3.7	11
Gender										
No Response	--	0	--	0	--	0	--	0	--	0
Male	3.9	42	4.2	41	3.7	40	4.1	39	3.9	43
Female	4.3	12	4.4	12	4.1	12	4.3	12	4.2	12
Location of Practice										
No Response	--	0	--	0	--	0	--	0	--	0
First District	4.0	1	5.0	1	4.0	1	4.0	1	4.0	1
Second District	--	0	--	0	--	0	--	0	--	0
Third District	3.9	51	4.2	50	3.8	49	4.1	48	4.0	52
Fourth District	4.5	2	4.5	2	4.5	2	5.0	2	4.5	2
Outside of Alaska	--	0	--	0	--	0	--	0	--	0
Community Population										
No Response	--	0	--	0	--	0	--	0	--	0
Under 2,000	4.0	1	5.0	1	4.0	1	4.0	1	4.0	1
Between 2,000 and 35,000	4.2	5	4.6	5	4.0	5	4.4	5	4.3	6
Over 35,000	3.9	48	4.2	47	3.8	46	4.1	45	3.9	48

Note: Ratings for only those respondents who reported direct professional experience with the judge.

57. DISTRICT COURT JUDGE STEPHANIE RHOADES

C. Social Workers, Guardians ad Litem, and CASA Volunteers

Demographic Description (N=11)

		N	%
Type of Work			
	No Response	1	9.0%
	Social Worker	7	63.6%
	Guardian ad Litem	2	18.1%
	CASA Volunteer	1	9.0%
	Other	--	0
Length of Alaska Experience			
	No Response	1	9.0%
	5 Years or fewer	2	18.1%
	6 to 10 years	5	45.4%
	11 to 15 years	--	0
	16 to 20 years	3	27.2%
	21 years or more	--	0
Gender			
	No Response	1	9.0%
	Male	2	18.1%
	Female	8	72.7%
Location of Practice			
	No Response	1	9.0%
	First District	--	0
	Second District	--	0
	Third District	9	81.8%
	Fourth District	1	9.0%
	Outside of Alaska	--	0
Community Population			
	No Response	1	9.0%
	Under 2,000	--	0
	Between 2,000 and 35,000	1	9.0%
	Over 35,000	9	81.8%

**Evaluation of Judge Stephanie Rhoades
Social Workers, Guardians Ad Litem, and CASA Volunteers**

Summary of Findings

Judge Stephanie Rhoades was evaluated by nine Social Workers, Guardians ad Litem, and CASA volunteers who reported having direct professional experience with the judge. The mean score on *overall evaluation* was 4.6. The highest mean score was obtained on *integrity* (4.7) and the lowest score was obtained on *judicial temperament* (4.4). Details are present in the two tables that follow.

	Poor		Deficient		Accept		Good		Excellent		Mean
	N	%	N	%	N	%	N	%	N	%	
Impartiality/Fairness	--	0	--	0	1	11.1%	2	22.2%	6	66.6%	4.6
Integrity	--	0	--	0	1	11.1%	1	11.1%	7	77.7%	4.7
Judicial Temperament	--	0	--	0	2	22.2%	1	11.1%	6	66.6%	4.4
Diligence	--	0	--	0	1	11.1%	2	22.2%	6	66.6%	4.6
Overall Rating	--	0	--	0	1	11.1%	2	22.2%	6	66.6%	4.6

Note: Ratings for only those respondents who reported direct professional experience with the judge.

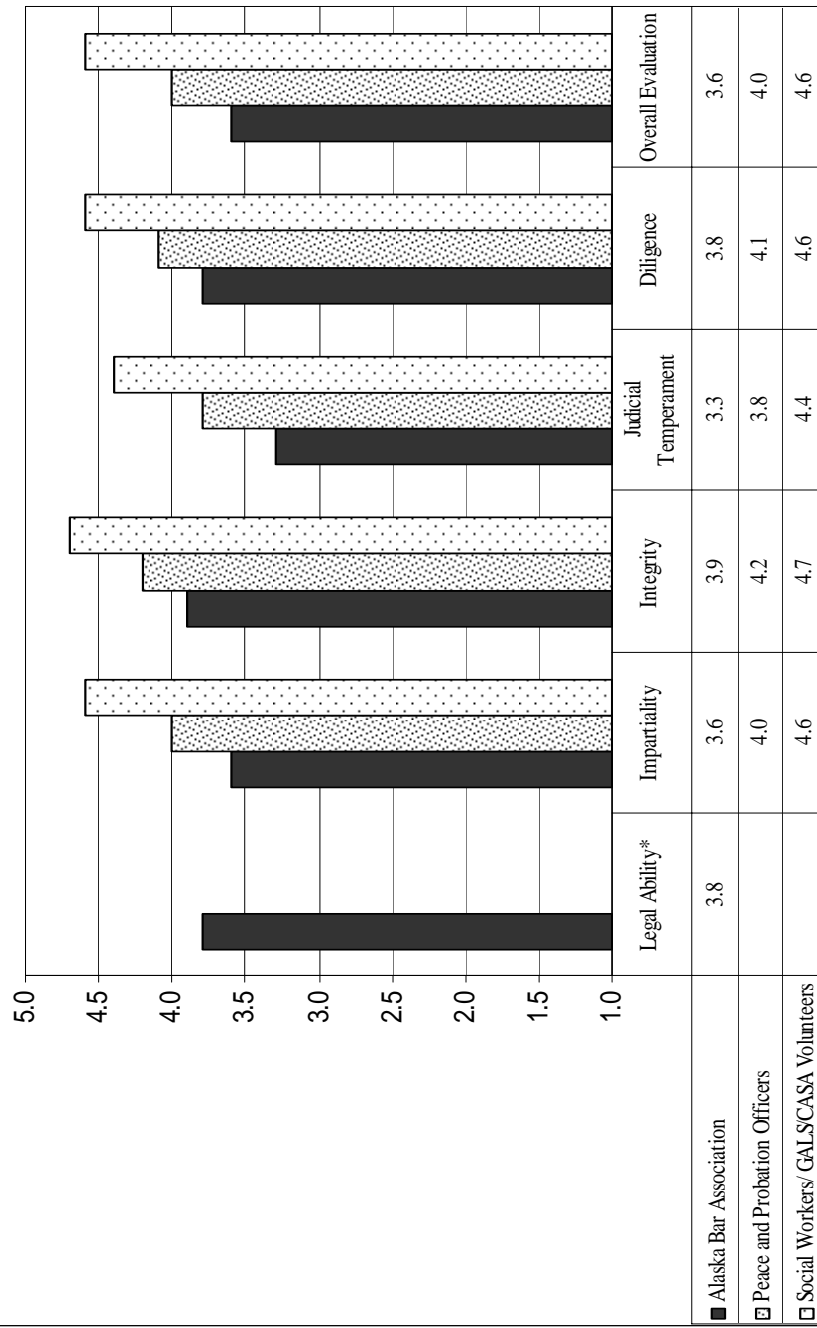
**Judge Stephanie Rhoades: Detail Information on Responses
Social Workers, Guardians Ad Litem, and CASA Volunteers**

	Impartiality/ Fairness		Integrity		Judicial Temperament		Diligence		Overall Rating	
	Mean	N	Mean	N	Mean	N	Mean	N	Mean	N
Basis for Evaluation of Judge										
No Response	--	0	--	0	--	0	--	0	--	0
Direct Professional	4.6	9	4.7	9	4.4	9	4.6	9	4.6	9
Professional Reputation	5.0	2	5.0	2	5.0	2	5.0	2	5.0	2
Other Personal Contacts	--	0	--	0	--	0	--	0	--	0
Type of Work										
No Response	5.0	1	5.0	1	5.0	1	5.0	1	5.0	1
Social Worker	4.3	6	4.5	6	4.2	6	4.3	6	4.3	6
Guardian ad Litem	5.0	1	5.0	1	5.0	1	5.0	1	5.0	1
CASA Volunteer	5.0	1	5.0	1	5.0	1	5.0	1	5.0	1
Other	--	0	--	0	--	0	--	0	--	0
Years Experience										
No Response	5.0	1	5.0	1	5.0	1	5.0	1	5.0	1
5 Years or fewer	4.5	2	5.0	2	4.0	2	4.5	2	4.5	2
6 to 10 years	4.3	4	4.3	4	4.3	4	4.3	4	4.3	4
11 to 15 years	--	0	--	0	--	0	--	0	--	0
16 to 20 years	5.0	2	5.0	2	5.0	2	5.0	2	5.0	2
21 years or more	--	0	--	0	--	0	--	0	--	0
Gender										
No Response	5.0	1	5.0	1	5.0	1	5.0	1	5.0	1
Male	4.0	2	4.0	2	4.0	2	4.0	2	4.0	2
Female	4.7	6	4.8	6	4.5	6	4.7	6	4.7	6
Location of Practice										
No Response	5.0	1	5.0	1	5.0	1	5.0	1	5.0	1
First District	--	0	--	0	--	0	--	0	--	0
Second District	--	0	--	0	--	0	--	0	--	0
Third District	4.5	8	4.6	8	4.4	8	4.5	8	4.5	8
Fourth District	--	0	--	0	--	0	--	0	--	0
Outside of Alaska	--	0	--	0	--	0	--	0	--	0
Community Population										
No Response	5.0	1	5.0	1	5.0	1	5.0	1	5.0	1
Under 2,000	--	0	--	0	--	0	--	0	--	0
Between 2,000 and 35,000	--	0	--	0	--	0	--	0	--	0
Over 35,000	4.5	8	4.6	8	4.4	8	4.5	8	4.5	8

Note: Ratings for only those respondents who reported direct professional experience with the judge.

District Court Judge Stephanie Rhoades

Average Ratings from All Groups Surveyed



*Legal Ability items are only completed by Alaska Bar Association members.

58. DISTRICT COURT JUDGE JACK W. SMITH

A. Alaska Bar Association

Demographic Description (N=166)

		N	%
Type of Practice			
	No Response	1	0.6%
	Private, Solo	34	20.4%
	Private, 2-5 Attorneys	32	19.2%
	Private, 6+ Attorneys	18	10.8%
	Private, Corporate Employee	--	0
	State Judge or Judicial Officer	25	15.0%
	Government	52	31.3%
	Public Service Agency or Organization (not govt)	1	0.6%
	Other	3	1.8%
Length of Alaska Practice			
	No Response	2	1.2%
	5 Years or fewer	28	16.8%
	6 to 10 years	20	12.0%
	11 to 15 years	22	13.2%
	16 to 20 years	25	15.0%
	21 years or more	69	41.5%
Gender			
	No Response	1	0.6%
	Male	115	69.2%
	Female	50	30.1%
Cases Handled			
	No Response	2	1.2%
	Prosecution	30	18.0%
	Mainly Criminal	21	12.6%
	Mixed Criminal & Civil	59	35.5%
	Mainly Civil	51	30.7%
	Other	3	1.8%
Location of Practice			
	No Response	1	0.6%
	First District	2	1.2%
	Second District	5	3.0%
	Third District	152	91.5%
	Fourth District	6	3.6%
	Outside of Alaska	--	0

**Evaluation of Judge Jack W. Smith:
Alaska Bar Association Members**

Summary of Findings

Judge Jack W. Smith was evaluated by 150 Alaska Bar Association members who reported having direct professional experience with the judge. The mean score on *overall evaluation* was 4.3. The highest mean score was obtained on *integrity* (4.4) and the lowest score was obtained on *legal ability* (4.1). Details are present in the two tables that follow.

	Poor		Deficient		Accept		Good		Excellent		Mean
	N	%	N	%	N	%	N	%	N	%	
Legal Ability	1	6%	9	6.1%	21	14.2%	58	39.4%	58	39.4%	4.1
Impartiality/Fairness	1	6%	6	4.0%	19	12.8%	49	33.1%	73	49.3%	4.3
Integrity	--	0	1	6%	16	11.0%	46	31.7%	82	56.5%	4.4
Judicial Temperament	1	6%	6	4.1%	15	10.4%	53	36.8%	69	47.9%	4.3
Diligence	1	6%	4	2.7%	15	10.4%	52	36.1%	72	50.0%	4.3
Overall Rating	1	6%	6	4.0%	19	12.6%	52	34.6%	72	48.0%	4.3

Note: Ratings for only those respondents who reported direct professional experience with the judge.

**Judge Jack W. Smith: Detailed Information Responses
Alaska Bar Association Members**

	Legal Ability		Impartiality/ Fairness		Integrity		Judicial Temperament		Diligence		Overall Rating	
	Mean	N	Mean	N	Mean	N	Mean	N	Mean	N	Mean	N
Basis for Evaluation of Judge												
No Response	3.8	4	4.5	4	4.5	4	4.5	4	4.3	4	4.5	4
Direct Professional	4.1	147	4.3	148	4.4	145	4.3	144	4.3	144	4.3	150
Professional Reputation	4.5	13	4.5	13	4.5	14	4.5	14	4.6	13	4.6	14
Other Personal Contacts	5.0	1	5.0	1	5.0	1	5.0	1	5.0	1	5.0	1
Type of Practice												
No Response	3.0	1	3.0	1	3.0	1	3.0	1	3.0	1	3.0	1
Private, Solo	4.1	32	4.2	33	4.3	33	4.2	32	4.2	33	4.2	33
Private, 2-5 Attorneys	3.6	31	3.8	31	4.1	29	4.1	29	4.0	29	3.9	32
Private, 6+ Attorneys	4.2	15	4.6	16	4.7	15	4.5	16	4.5	15	4.6	16
Private, Corporate Employee	--	0	--	0	--	0	--	0	--	0	--	0
State Judge or Judicial Officer	4.7	18	4.8	18	4.8	18	4.9	16	4.8	17	4.8	18
Government	4.2	48	4.3	47	4.5	48	4.2	48	4.4	48	4.3	48
Public Service Agency or Organization (not govt)	3.0	1	4.0	1	--	0	4.0	1	--	0	4.0	1
Other	5.0	1	5.0	1	5.0	1	5.0	1	5.0	1	5.0	1
Years Experience												
No Response	4.0	2	4.0	2	4.0	2	4.0	2	4.0	2	4.0	2
5 Years or fewer	4.3	23	4.3	23	4.5	22	4.3	23	4.3	22	4.3	24
6 to 10 years	4.1	18	4.1	18	4.5	17	3.9	18	4.1	17	4.1	18
11 to 15 years	4.0	21	4.3	22	4.5	22	4.6	22	4.5	21	4.4	22
16 to 20 years	3.9	20	4.1	21	4.2	21	4.0	20	4.1	21	4.0	21
21 years or more	4.2	63	4.4	62	4.5	61	4.4	59	4.4	61	4.3	63
Gender												
No Response	3.0	1	3.0	1	3.0	1	3.0	1	3.0	1	3.0	1
Male	4.1	103	4.3	104	4.5	102	4.4	100	4.4	100	4.3	106
Female	4.1	43	4.1	43	4.4	42	4.0	43	4.2	43	4.1	43
Majority of Practice Consists of												
No Response	3.5	2	3.5	2	3.5	2	3.5	2	3.5	2	3.5	2
Prosecution	4.3	28	4.5	27	4.6	28	4.3	28	4.5	28	4.4	28
Mainly Criminal	4.1	20	4.3	21	4.3	21	4.4	21	4.3	20	4.3	21
Mixed Criminal & Civil	4.2	52	4.4	53	4.5	53	4.3	50	4.4	51	4.3	53
Mainly Civil	3.9	44	4.0	44	4.3	40	4.2	42	4.1	42	4.1	45
Other	5.0	1	5.0	1	5.0	1	5.0	1	5.0	1	5.0	1
Location of Practice												
No Response	3.0	1	3.0	1	3.0	1	3.0	1	3.0	1	3.0	1
First District	5.0	1	--	0	5.0	1	4.0	1	5.0	1	5.0	1
Second District	4.7	3	4.7	3	4.7	3	5.0	2	4.7	3	4.7	3
Third District	4.1	137	4.3	139	4.4	135	4.3	135	4.3	134	4.3	140
Fourth District	4.0	5	4.2	5	4.4	5	4.2	5	4.2	5	4.2	5
Outside of Alaska	--	0	--	0	--	0	--	0	--	0	--	0

Note: Ratings for only those respondents who reported direct professional experience with the judge.

58. DISTRICT COURT JUDGE JACK W. SMITH

B. Peace and Probation Officers

Demographic Description (N=30)

		N	%
Type of Work			
	No Response	--	0
	State Law Enforcement Officer	17	56.6%
	Municipal/Borough Law Enforcement Officer	11	36.6%
	Village Public Safety Officer (VPSO)	--	0
	Probation/Parole Officer	2	6.6%
	Other	--	0
Length of Alaska Experience			
	No Response	--	0
	5 Years or fewer	7	23.3%
	6 to 10 years	12	40.0%
	11 to 15 years	5	16.6%
	16 to 20 years	2	6.6%
	21 years or more	4	13.3%
Gender			
	No Response	--	0
	Male	21	70.0%
	Female	9	30.0%
Location of Practice			
	No Response	--	0
	First District	--	0
	Second District	1	3.3%
	Third District	28	93.3%
	Fourth District	1	3.3%
	Outside of Alaska	--	0
Community Population			
	No Response	--	0
	Under 2,000	--	0
	Between 2,000 and 35,000	11	36.6%
	Over 35,000	19	63.3%

**Evaluation of Judge Jack W. Smith
Peace and Probation Officers**

Summary of Findings

Judge Jack W. Smith was evaluated by 28 Peace and Probation Officers who reported having direct professional experience with the judge. The mean score on *overall evaluation* was 4.2. The highest mean scores were obtained on *integrity* (4.3) and *diligence* (4.3) and lowest score was obtained on *impartiality/fairness* (4.1). Details are present in the two tables that follow.

	Poor		Deficient		Accept		Good		Excellent		Mean
	N	%	N	%	N	%	N	%	N	%	
Impartiality/Fairness	--	0	1	3.5%	4	14.2%	14	50.0%	9	32.1%	4.1
Integrity	--	0	--	0	3	11.5%	11	42.3%	12	46.1%	4.3
Judicial Temperament	--	0	--	0	6	23.0%	9	34.6%	11	42.3%	4.2
Diligence	--	0	--	0	4	15.3%	11	42.3%	11	42.3%	4.3
Overall Rating	--	0	1	3.7%	4	14.8%	11	40.7%	11	40.7%	4.2

Note: Ratings for only those respondents who reported direct professional experience with the judge.

Judge Jack W. Smith: Detailed Information on Responses Peace and Probation Officers

	Impartiality/ Fairness		Integrity		Judicial Temperament		Diligence		Overall Rating	
	Mean	N	Mean	N	Mean	N	Mean	N	Mean	N
Basis for Evaluation of Judge										
No Response	4.0	1	4.0	1	4.0	1	4.0	1	4.0	1
Direct Professional	4.1	28	4.3	26	4.2	26	4.3	26	4.2	27
Professional Reputation	5.0	2	5.0	2	4.5	2	4.5	2	4.5	2
Other Personal Contacts	--	0	--	0	--	0	--	0	--	0
Type of Work										
No Response	--	0	--	0	--	0	--	0	--	0
State Law Enforcement Officer	3.9	16	4.2	15	4.1	15	4.1	15	4.0	15
Municipal/Borough Law Enforcement Officer	4.3	10	4.4	9	4.2	9	4.3	9	4.3	10
Village Public Safety Officer (VPSO)	--	0	--	0	--	0	--	0	--	0
Probation/Parole Officer	5.0	2	5.0	2	5.0	2	5.0	2	5.0	2
Other	--	0	--	0	--	0	--	0	--	0
Years Experience										
No Response	--	0	--	0	--	0	--	0	--	0
5 Years or fewer	4.1	7	4.5	6	4.7	6	4.5	6	4.1	7
6 to 10 years	4.4	11	4.7	10	4.4	11	4.5	10	4.6	10
11 to 15 years	4.0	4	4.0	4	4.0	3	4.0	4	3.8	4
16 to 20 years	4.5	2	4.5	2	4.5	2	4.5	2	4.5	2
21 years or more	3.3	4	3.5	4	3.0	4	3.5	4	3.5	4
Gender										
No Response	--	0	--	0	--	0	--	0	--	0
Male	4.1	20	4.4	18	4.2	18	4.2	18	4.2	19
Female	4.3	8	4.3	8	4.1	8	4.4	8	4.3	8
Location of Practice										
No Response	--	0	--	0	--	0	--	0	--	0
First District	--	0	--	0	--	0	--	0	--	0
Second District	4.0	1	5.0	1	5.0	1	4.0	1	5.0	1
Third District	4.1	26	4.3	24	4.2	24	4.3	24	4.2	25
Fourth District	4.0	1	4.0	1	4.0	1	4.0	1	4.0	1
Outside of Alaska	--	0	--	0	--	0	--	0	--	0
Community Population										
No Response	--	0	--	0	--	0	--	0	--	0
Under 2,000	--	0	--	0	--	0	--	0	--	0
Between 2,000 and 35,000	4.1	9	4.4	9	4.2	9	4.2	9	4.4	8
Over 35,000	4.1	19	4.3	17	4.2	17	4.3	17	4.1	19

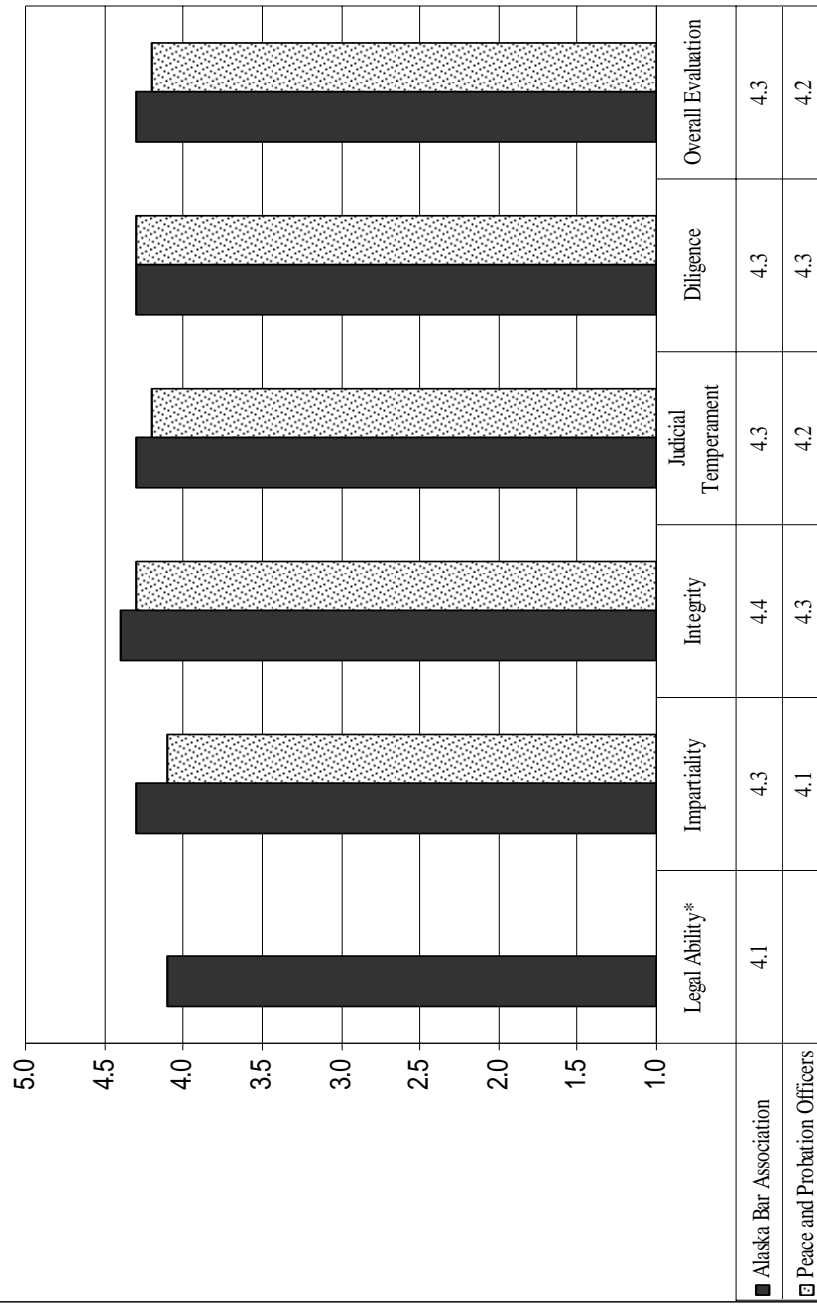
Note: Ratings for only those respondents who reported direct professional experience with the judge.

58. DISTRICT COURT JUDGE JACK W. SMITH

C. Social Workers, Guardians ad Litem, and CASA Volunteers

There were no respondents for Judge Jack Smith for this group.

District Court Judge Jack W. Smith
Average Ratings from All Groups Surveyed



*Legal Ability items are only completed by Alaska Bar Association members.

59. DISTRICT COURT JUDGE JOHN W. WOLFE

A. Alaska Bar Association

Demographic Description (N=92)

		N	%
Type of Practice			
	No Response	--	0
	Private, Solo	19	20.6%
	Private, 2-5 Attorneys	18	19.5%
	Private, 6+ Attorneys	5	5.4%
	Private, Corporate Employee	2	2.1%
	State Judge or Judicial Officer	12	13.0%
	Government	32	34.7%
	Public Service Agency or Organization (not govt)	2	2.1%
	Other	2	2.1%
Length of Alaska Practice			
	No Response	2	2.1%
	5 Years or fewer	13	14.1%
	6 to 10 years	15	16.3%
	11 to 15 years	13	14.1%
	16 to 20 years	16	17.3%
	21 years or more	33	35.8%
Gender			
	No Response	--	0
	Male	62	67.3%
	Female	30	32.6%
Cases Handled			
	No Response	1	1.0%
	Prosecution	17	18.4%
	Mainly Criminal	11	11.9%
	Mixed Criminal & Civil	41	44.5%
	Mainly Civil	19	20.6%
	Other	3	3.2%
Location of Practice			
	No Response	--	0
	First District	2	2.1%
	Second District	--	0
	Third District	83	90.2%
	Fourth District	6	6.5%
	Outside of Alaska	1	1.0%

**Evaluation of Judge John W. Wolfe:
Alaska Bar Association Members**

Summary of Findings

Judge John W. Wolfe was evaluated by 73 Alaska Bar Association members who reported having direct professional experience with the judge. The mean score on *overall evaluation* was 4.1. The highest mean scores were obtained on *integrity* (4.3) and *diligence* (4.3) and the lowest scores were obtained on *legal ability* (4.0) and *impartiality/fairness* (4.0). Details are present in the two tables that follow.

	Poor		Deficient		Accept		Good		Excellent		Mean
	N	%	N	%	N	%	N	%	N	%	
Legal Ability	2	2.7%	6	8.3%	9	12.5%	29	40.2%	26	36.1%	4.0
Impartiality/Fairness	3	4.1%	6	8.2%	10	13.6%	24	32.8%	30	41.0%	4.0
Integrity	2	2.7%	1	1.3%	8	11.1%	21	29.1%	40	55.5%	4.3
Judicial Temperament	3	4.2%	1	1.4%	10	14.0%	22	30.9%	35	49.2%	4.2
Diligence	1	1.4%	1	1.4%	10	14.9%	23	34.3%	32	47.7%	4.3
Overall Rating	2	2.7%	4	5.5%	11	15.2%	25	34.7%	30	41.6%	4.1

Note: Ratings for only those respondents who reported direct professional experience with the judge.

**Judge John W. Wolfe: Detailed Information Responses
Alaska Bar Association Members**

	Legal Ability		Impartiality/ Fairness		Integrity		Judicial Temperament		Diligence		Overall Rating	
	Mean	N	Mean	N	Mean	N	Mean	N	Mean	N	Mean	N
Basis for Evaluation of Judge												
No Response	4.0	2	4.0	2	5.0	2	5.0	2	4.5	2	5.0	2
Direct Professional	4.0	72	4.0	73	4.3	72	4.2	71	4.3	67	4.1	72
Professional Reputation	4.2	12	4.3	12	4.4	12	4.3	11	4.3	12	4.3	12
Other Personal Contacts	4.0	3	4.0	3	4.3	3	4.7	3	4.3	3	4.3	3
Type of Practice												
No Response	--	0	--	0	--	0	--	0	--	0	--	0
Private, Solo	3.8	16	3.9	17	4.5	16	4.1	16	4.5	14	4.1	17
Private, 2-5 Attorneys	4.2	15	4.2	14	4.4	15	4.4	14	4.2	14	4.3	14
Private, 6+ Attorneys	3.3	3	3.3	4	3.0	3	3.5	4	3.0	3	3.0	3
Private, Corporate Employee	3.0	1	3.0	1	3.0	1	3.0	1	3.0	1	3.0	1
State Judge or Judicial Officer	4.2	9	4.3	9	4.8	9	4.6	9	4.6	7	4.4	9
Government	3.9	25	3.8	25	4.2	25	4.2	25	4.2	25	3.9	25
Public Service Agency or Organization (not govt)	4.5	2	4.5	2	4.5	2	4.0	1	4.5	2	4.5	2
Other	5.0	1	5.0	1	5.0	1	5.0	1	5.0	1	5.0	1
Years Experience												
No Response	5.0	1	5.0	1	5.0	1	5.0	1	5.0	1	5.0	1
5 Years or fewer	3.8	10	3.9	11	4.1	9	3.9	10	4.2	9	3.9	10
6 to 10 years	4.1	11	3.9	11	4.5	11	4.5	11	4.3	11	4.1	11
11 to 15 years	4.1	10	4.0	9	4.2	10	4.1	9	4.0	9	4.1	9
16 to 20 years	3.9	14	3.7	14	4.3	14	4.2	13	4.2	12	3.9	14
21 years or more	4.0	26	4.1	27	4.4	27	4.2	27	4.4	25	4.2	27
Gender												
No Response	--	0	--	0	--	0	--	0	--	0	--	0
Male	4.0	48	4.0	49	4.3	49	4.2	48	4.3	45	4.1	48
Female	4.0	24	3.9	24	4.4	23	4.2	23	4.2	22	4.0	24
Majority of Practice Consists of												
No Response	4.0	1	4.0	1	4.0	1	4.0	1	5.0	1	4.0	1
Prosecution	4.5	11	4.6	11	4.7	11	4.7	11	4.7	11	4.5	11
Mainly Criminal	3.9	10	3.5	11	4.1	10	4.1	11	4.1	10	3.7	10
Mixed Criminal & Civil	3.8	34	3.9	34	4.3	35	4.2	33	4.0	31	4.0	34
Mainly Civil	4.1	13	3.9	13	4.4	12	4.1	13	4.6	11	4.2	13
Other	4.0	3	4.0	3	4.0	3	3.5	2	4.0	3	4.0	3
Location of Practice												
No Response	--	0	--	0	--	0	--	0	--	0	--	0
First District	5.0	1	5.0	1	5.0	1	5.0	1	5.0	1	5.0	1
Second District	--	0	--	0	--	0	--	0	--	0	--	0
Third District	4.0	65	4.0	66	4.3	65	4.2	64	4.3	60	4.1	65
Fourth District	3.8	5	3.6	5	4.0	5	4.0	5	4.0	5	3.8	5
Outside of Alaska	5.0	1	5.0	1	5.0	1	5.0	1	5.0	1	5.0	1

Note: Ratings for only those respondents who reported direct professional experience with the judge.

59. DISTRICT COURT JUDGE JOHN W. WOLFE

B. Peace and Probation Officers

Demographic Description (N=38)

	N	%
Type of Work		
No Response	--	0
State Law Enforcement Officer	13	34.2%
Municipal/Borough Law Enforcement Officer	17	44.7%
Village Public Safety Officer (VPSO)	1	2.6%
Probation/Parole Officer	6	15.7%
Other	1	2.6%
Length of Alaska Experience		
No Response	1	2.6%
5 Years or fewer	13	34.2%
6 to 10 years	10	26.3%
11 to 15 years	7	18.4%
16 to 20 years	3	7.8%
21 years or more	4	10.5%
Gender		
No Response	--	0
Male	30	78.9%
Female	8	21.0%
Location of Practice		
No Response	--	0
First District	--	0
Second District	--	0
Third District	37	97.3%
Fourth District	1	2.6%
Outside of Alaska	--	0
Community Population		
No Response	--	0
Under 2,000	3	7.8%
Between 2,000 and 35,000	20	52.6%
Over 35,000	15	39.4%

**Evaluation of Judge John W. Wolfe
Peace and Probation Officers**

Summary of Findings

Judge John W. Wolfe was evaluated by 27 Peace and Probation Officers who reported having direct professional experience with the judge. The mean score on *overall evaluation* was 4.1. The highest mean scores were obtained on *integrity* (4.3) and *diligence* (4.3) and lowest score was obtained on *impartiality/fairness* (4.1). Details are present in the two tables that follow.

	Poor		Deficient		Accept		Good		Excellent		Mean
	N	%	N	%	N	%	N	%	N	%	
Impartiality/Fairness	--	0	1	3.7%	5	18.5%	10	37.0%	11	40.7%	4.1
Integrity	1	3.8%	--	0	3	11.5%	8	30.7%	14	53.8%	4.3
Judicial Temperament	--	0	--	0	5	18.5%	11	40.7%	11	40.7%	4.2
Diligence	--	0	--	0	3	11.5%	12	46.1%	11	42.3%	4.3
Overall Rating	--	0	1	3.8%	5	19.2%	10	38.4%	10	38.4%	4.1

Note: Ratings for only those respondents who reported direct professional experience with the judge.

Judge John W. Wolfe: Detailed Information on Responses Peace and Probation Officers

	Impartiality/ Fairness		Integrity		Judicial Temperament		Diligence		Overall Rating	
	Mean	N	Mean	N	Mean	N	Mean	N	Mean	N
Basis for Evaluation of Judge										
No Response	4.5	2	4.5	2	4.5	2	4.0	2	4.0	1
Direct Professional	4.1	27	4.3	26	4.2	27	4.3	26	4.1	26
Professional Reputation	3.8	10	3.9	10	3.8	9	3.9	10	3.8	10
Other Personal Contacts	--	0	--	0	--	0	--	0	--	0
Type of Work										
No Response	--	0	--	0	--	0	--	0	--	0
State Law Enforcement Officer	4.2	11	4.5	11	4.2	11	4.2	11	4.1	11
Municipal/Borough Law Enforcement Officer	4.1	15	4.1	14	4.2	15	4.4	14	4.1	15
Village Public Safety Officer (VPSO)	--	0	--	0	--	0	--	0	--	0
Probation/Parole Officer	--	0	--	0	--	0	--	0	--	0
Other	4.0	1	5.0	1	5.0	1	5.0	1	--	0
years										
No Response	3.0	1	--	0	3.0	1	--	0	2.0	1
5 Years or fewer	4.2	9	4.3	9	4.3	9	4.4	9	4.3	9
6 to 10 years	3.7	6	3.8	6	3.7	6	3.8	6	3.7	6
11 to 15 years	4.2	5	4.4	5	4.6	5	4.2	5	4.2	5
16 to 20 years	4.7	3	5.0	3	5.0	3	5.0	3	5.0	2
21 years or more	4.7	3	4.3	3	4.0	3	4.3	3	4.3	3
Gender										
No Response	--	0	--	0	--	0	--	0	--	0
Male	4.2	22	4.3	21	4.2	22	4.3	21	4.1	22
Female	4.0	5	4.2	5	4.4	5	4.2	5	4.0	4
Location of Practice										
No Response	--	0	--	0	--	0	--	0	--	0
First District	--	0	--	0	--	0	--	0	--	0
Second District	--	0	--	0	--	0	--	0	--	0
Third District	4.1	27	4.3	26	4.2	27	4.3	26	4.1	26
Fourth District	--	0	--	0	--	0	--	0	--	0
Outside of Alaska	--	0	--	0	--	0	--	0	--	0
Community Population										
No Response	--	0	--	0	--	0	--	0	--	0
Under 2,000	4.0	2	4.5	2	4.0	2	4.5	2	4.0	2
Between 2,000 and 35,000	4.1	16	4.3	15	4.3	16	4.4	15	4.1	15
Over 35,000	4.2	9	4.3	9	4.2	9	4.1	9	4.2	9

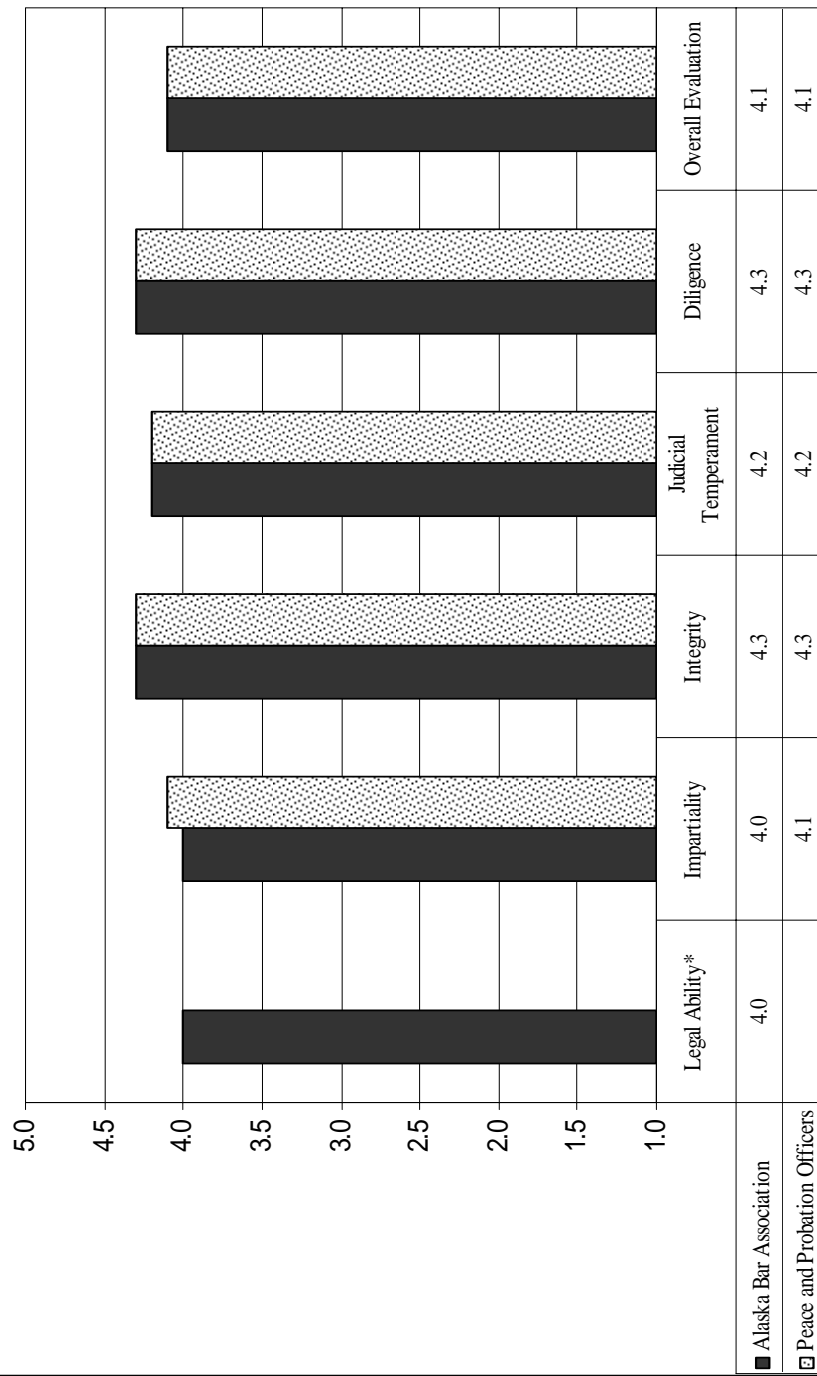
Note: Ratings for only those respondents who reported direct professional experience with the judge.

59. DISTRICT COURT JUDGE JOHN W. WOLFE

C. Social Workers, Guardians ad Litem, and CASA Volunteers

There were no respondents for Judge John W. Wolfe for this group.

District Court Judge John W. Wolfe
Average Ratings from All Groups Surveyed



*Legal Ability items are only completed by Alaska Bar Association members.